

PARTS LIST

Image Number	Note	Part Number	Description	QTY per Product
1	A	404500	CASTER 5"TOTAL LOCK GREY TIRE W/PLASTIC THRD GD	2
1	B	404610	CASTER, ZINC RIGID 6.25" FORK W/5" GRAY WHEEL 7/8" STEM	2
1		702250	CASTER SLEEVE INSERT	4
1		566401	BOLT-CARRIAGE 1/4-20 X 1 1/2 ZINC	4
1		566204	NUT-1/4-20 HEX NYLON LOCKNUT ZINC	4
2	C	252900	529A-654A WELDED MAIN FRAME	1
2A	C	700890	CAP, FLAT RECTANGULAR , GRAY, .25" X 1"	2
2B	C	566556	5/16 X 3/4 IMPORT ZINC SOCKET SHOULDER SCREW	2
2B	C	566200	NUT-1/4-20 HEX FINISH NUT ZINC	2

NOTES

Note	Description
A	Installed on the BACK of the chair
B	Installed on the FRONT of the chair
C	When ordering the MAIN FRAME these parts MUST be ordered together




PARTS LIST

Image Number	Note	Part Number	Description	QTY per Product
1		243211K	654 SEAT FRAME KIT	1
1	F	243211	529/654/657 SEAT FRAME WELDED	1
1	F	566515	SCREW-MACH 10-24 X 1 3/4 PAN PHILLIP M/S ZINC	4
1	F	700700	SQ 1" CAP, GRAY	2
2		200800K	653 MECHANISM KIT	1
2	F	400811	MECHANISM, RECLINER, LEFT 525/529/653	1
2	F	400821	MECHANISM, RECLINER, RIGHT 525/529/653	1
2	F	402671	MID OTTOMAN BRKT LEFT	1
2	F	402681	MID OTTOMAN BRKT RIGHT	1
2A	F	566506	SCREW-MACH 1/4-20 X 1 1/2 RND PHIL M/S ZINC	6
2B, 3	F	566401	BOLT-CARRIAGE 1/4-20 X 1 1/2 ZINC	4
2	F	566504	SCREW-MACH 1/4-20 X 3/4 RND PHILLIP M/S ZINC	4
2A, 2B, 3	F	566204	NUT-1/4-20 HEX NYLON LOCKNUT ZINC	14
3	E	243265K	654 SEAT FRAME W/MECH KIT	1
4		704300	SAFETY SHIELD, BLACK (L&R PAIR)	1 PAIR
4		566536	SCREW-TAP 10 X 1 3/4 RND STD WASHER SQ T/S ZINC	2
			VERSION 2	
5	A - C	U0602XX	654A STYLE SIDE PANEL (LEFT)	1
5	A - D	U0702XX	654A STYLE SIDE PANEL (RIGHT)	1
5	G	566510	SCREW-MACH 10-24 X 1/2 PAN PHIL MACHINE SCREW	6
			VERSION 1	
6	A, B	Call for Part #	654 STYLE SIDE PANEL (LEFT)	1
6	A, B	Call for Part #	654 STYLE SIDE PANEL (RIGHT)	1

NOTES

Note	Description
A	Taller end of side panel being the FRONT of chair
B	Need to ask for serial #, i.e 654AXXXXXX. Serial #'s with an A need to order VERSION 2 side panels
C	XX- Use color code for specific part number i.e. 02 - Royal Blue
D	For Heat & Massage or Heat only option SEE HEAT & MASSAGE PAGE
E	All parts listed in the previous 2 kits are included in this kit
F	It is NOT recommended that these parts be sold seperately however in special cases they can be.
G	This screw replaces the thumb-screw and nylon washer.
	<i>Left & Right is determined - as if sitting in the chair</i>




PARTS LIST

Image Number	Note	Part Number	Description	QTY per Product
1		243212W	BACK FRAME W/WEBBING (529-654-657-691-695)	1
1	A	506010	CLEVIS PIN 5/16x1 5/8 CHAM	2
1	A	566002	BOW TIE COTTER PIN .072	2
2	B	U0203XX	654 UPHOLSTERED BACK	1
3		233760	POSITION LOCK, WELDED 529 (HD)	1
3		566546	MACH SCREW 1/4-20 X 1 3/4" ZINC PAN PHIL	2
3		566309	WASHER-1/4 NYLON F/W (.257 X .50 X .125)	4
3		566204	NUT-1/4-20 HEX NYLON LOCKNUT ZINC	2
4A		200025K	CLEVIS/COTTER PIN ASSM. KIT	4
4B	C	233810	529 BACK SUPPORT STRUT	2

NOTES

Note	Description
A	Parts are included with 243212W
B	XX- Use color code for specific part number i.e. 02 - Royal Blue
C	When ordering it is recommended that part # 200025K be ordered as well. (2) per strut
OPTIONS	For TB133 Add TB after Part Number i.e. U020302TB
	For HM/HT option add HM or HT after TB option i.e. U020302TBHM
	Use 00 in place of options code if unavailable i.e. U020302TB 00 For Upholstered Back w/ TB & NO HM or HT




PARTS LIST

Image Number	Note	Part Number	Description	QTY per Product
1	A,B	U1002XX	UPHOLSTERED LEGREST	1
1		241805K	PAINTED, XL MID-OTTOMAN	1
1	A,B	U1102XX	UPHOLSTERED FOOTREST	1
1		566511	SCREW-MACH 10-24 X <u>3/4</u> " PAN PHIL M/S ZINC	12
1	A,B,C	U0302XX	UPHOLSTERED SEAT	1
2	B,D	288820	SADDLE SEAT, WITH TB133 (529S style)	1
1		566515	SCREW-MACH 10-24 X <u>1 3/4</u> " PAN PHILLIP M/S ZINC	4
N/A	C	490014	JUMPER , SEAT HEATING ELEMENT TO CONTROL MOD.	1
3	A,B	U1402XX	FRONT APRON	1
3	A,B	U1504XX	REAR APRON	1
3		229930	APRON SLAT (654-529 style)	3
3		566534	SCREW-TAP 10 X 3/4 RND WASHER SQ T/S ZINC	15

NOTES

Note	Description
A	XX- Use color code for specific part number i.e. 02 - Royal Blue
B	Screws needed to attach this product are included
C	Chairs with HM option made PRIOR to June, 01 2007 will need to order 490014 @ NO ADDITIONAL
D	Saddle seat can be purchased as an upgrade for 529A chair models ONLY. (ONLY available in black)
OPTIONS	For TB133 Add TB after Part Number i.e. U1002XTB
	For HM/HT option add HT after TB option i.e. U0322XTBHT (Also SEE NOTE "C" for further info)
	Use 00 in place of options code if unavailable i.e. U0322XX 00 HM For Upholstered Seat without TB w/ HT




PARTS LIST

Image Number	Note	Part Number	Description	QTY per Product
1	A, F	U0104XX	VERSION 1 529 UPHOLSTERED ARMREST	2
2	B, F	U0109XX	VERSION 2 529 UPHOLSTERED ARMREST	2
3	C, F	U0105XX	VERSION 3 529 UPHOLSTERED ARMREST	2
3A	D	705030	ARM TRAY, INJECT MOLDED 529-653 STYLE	2
4	E	566589	SCREW-MACH 10-24 X 5/8" HEX WASHER SLOT M/S ZINC	6

NOTES

Note	Description
A	VERSION 1 For Models January 2000 to July 2005 (OKAY FOR SINGLE ARM SALES)
B	VERSION 2 For Models August 2005 to Oct. 10, 2010 (OKAY FOR SINGLE ARM SALES)
C	VERSION 3 For Models Oct. 11, 2010 to Present (OKAY FOR SINGLE ARM SALES)
D	For VERSION 3 model chairs this part is sold separately. Does NOT have to be ordered w/ replacement arms
E	566589-Screws will fit ALL VERSIONS of armrest and are INCLUDED when ordering arms - (3) per arm
F	XX- Use color code for specific part number i.e. 02 - Royal Blue
OPTIONS	For TB133 Add TB after Part Number i.e. U0105XTB
	For clear vinyl option add CV after the TB option i.e. U0105XTB00CV
	Use 00 in place of options code if unavailable i.e. U0105XTB00CV For Uph. Arm w/ TB without HM & w/ CV



PARTS LIST

Image Number	Note	Part Number	Description	QTY per Chair
VERSION 1				
1	A	261615K	SIDETABLE w/CUPHOLDER INSTALLATION KIT WELDED-BRKT STYLE	2
1	B	700420	SIDE TABLE BLOW MOLDED PLASTIC VERSION ONE W/CUP HOLDER	2
1	B	203155	SIDE TABLE HINGE BRKT (PR), GRAY	2
1	B	566300	WASHER-10 INTERNAL TOOTH WASHER ZINC	4
1	B	566509	SCREW-MACH 10-24 X 3/8 PAN PHIL M/S ZINC	4
1	B	243273	THREADED ROD FOR SIDE TABLE KIT	4
1	B	566205	NUT-5/16-18 HEX NYLON LOCK NUT ZINC	8
VERSION 2				
2		261650K	WELDED BRKT. SIDE TABLE/COVER INSTALL KIT	2
2	B	700440	SIDE TABLE, BLOW MOLDED	1
2	B	700426	COVER, INJECTION MOLDED (FOR SIDE TABLE)	1
2	B	203155	SIDE TABLE HINGE BRKT (PR), GRAY	1
2	B	566561	#12 X 3/4" PANHEAD PHILLIPS TAP SCREW, ZINC	4
2	B	243270	5/16 SS ROD FOR SIDE TABLE EA.	1
2	B	500750	5/16" PUSHNUT FASTENER NICKEL	2
2	B	243273	THREADED ROD FOR SIDE TABLE KIT	1
2	B	566205	NUT-5/16-18 HEX NYLON LOCK NUT ZINC	2

NOTES

Note	Description
A	Assembly includes top rod ONLY. If bottom rod is needed MUST order (1) 243273 & (2) 566205 per side table
B	It is NOT recommended that these parts be sold seperately however in special cases they can be.

For additional options please see:

IV POLE OPTIONS PAGE



Revision History

REV	Effective Date	CCR Number	Description of Change
01	11/27/17	DCC 17-071	Misc. minor changes.