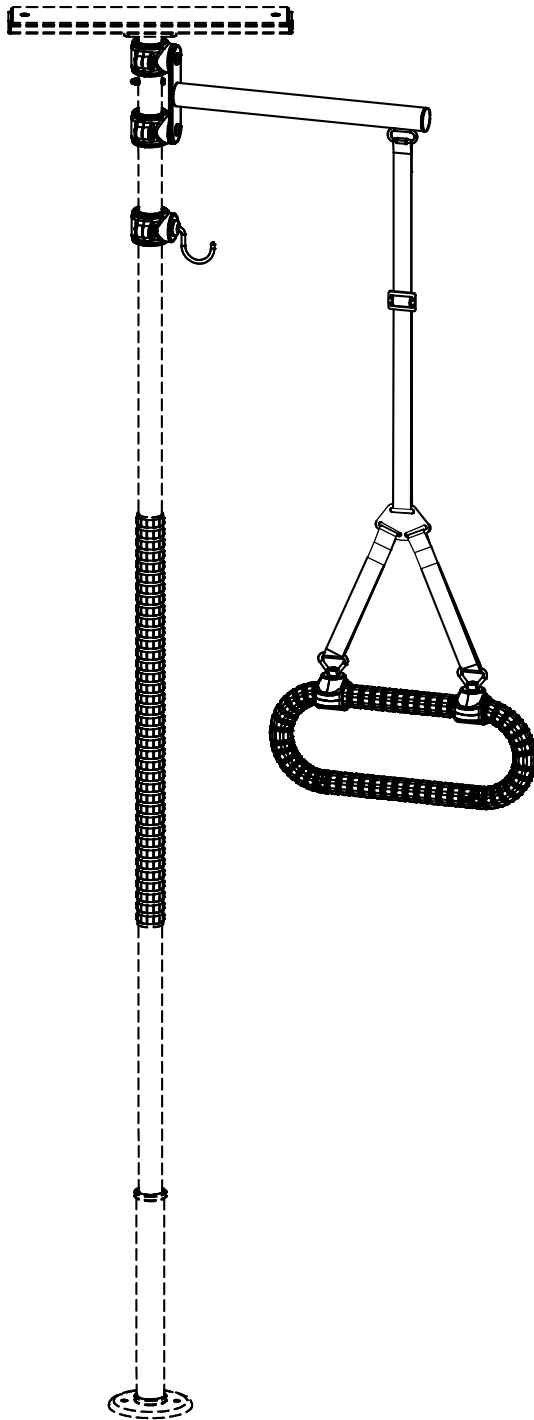


TITAN POLE ACCESSORY with SafetyGrip®

TSGA602



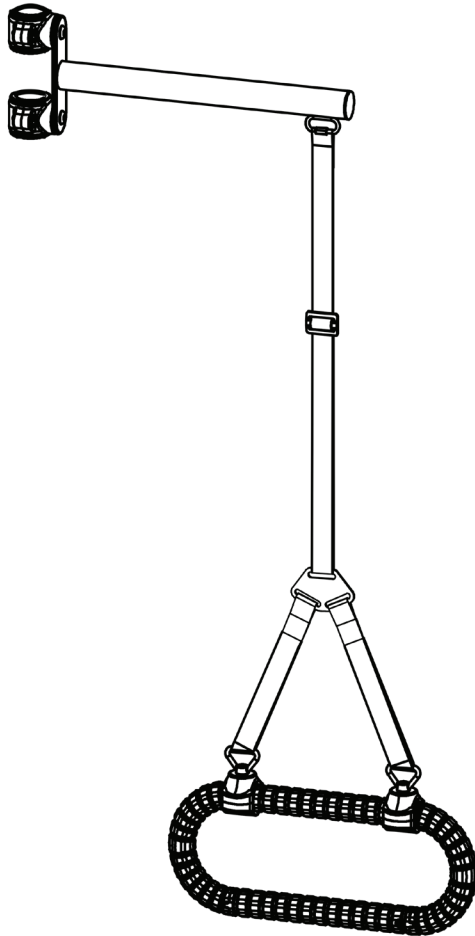
Safety Information

! **IMPORTANT:** If you are unsure that you can install this product correctly, hire a qualified professional.

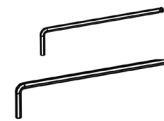
If you have any questions, please contact Customer Care

KIT CONTENTS

For regular installations you will need a Step Ladder, Safety Glasses and other tools required are included in the Kit.



STORAGE HOOK



HEX KEYS

PRODUCT INFORMATION

This Titan TSGA602 SafetyGrip® Trapeze comes with our patented Interlocking SafetyGrip®. The This Titan TSGA602 is protected with AlphaSan® technology, which provides lasting protection against microbial contamination to all HartMobility products, delivering unrivaled anti-microbial performance.

- The Titan TSGA602 Safety Grip Trapeze is designed to be used with these Titan Series Poles - TSG600; TSG610; TSG615 & TSG650.
- The TSGA602 is designed to assist with exercise, balance, sitting up, positioning and stability for persons weighing up to 350lbs (158kg) and is not designed to bear the full weight of the user.
- The Trapeze strap is adjustable to allow you to adjust the height of the Trapeze to where you want it.
- The Trapeze can be stored on the Storage Hook when you are not using it.

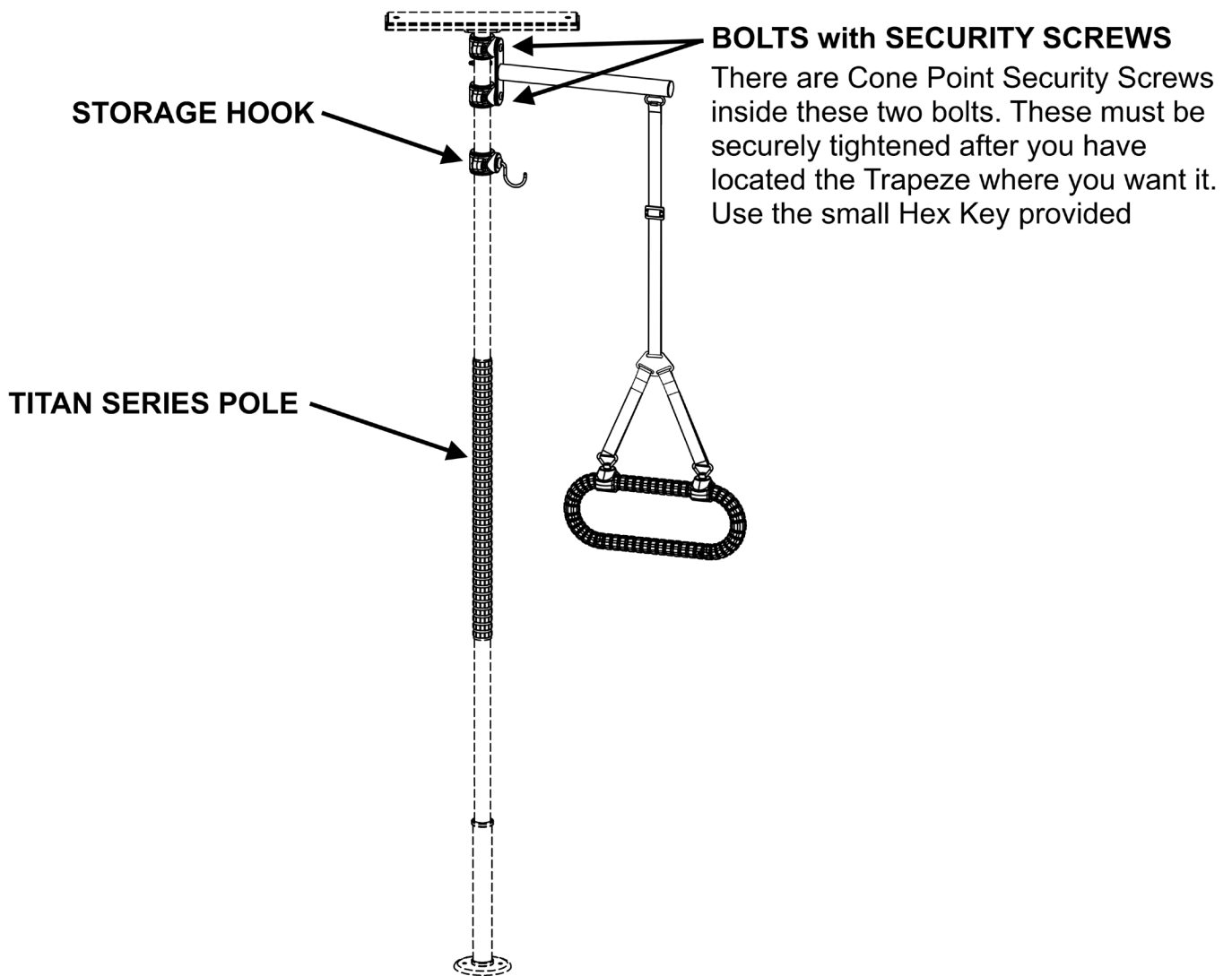
INSTALLATION

STEP 1: Open the Trapeze Arm Clamps.

First put on safety glasses. Open the clamps by removing the Bolts and Nuts from the clamps using the large Hex Key.

STEP 2: Install the Trapeze Arm on the Pole

Install the Trapeze Arm onto the top of your Titan pole, where you want it, re-insert the Bolts and Nuts and tighten securely using the large hex key. Securely tighten the cone point security screws in the two Bolts using the small hex key.



STEP 1

STEP 3: Decide how high you want the Safety Grip Trapeze

Decide how high you want the Safety Grip Trapeze above the bed and adjust the straps accordingly.

MAINTENANCE

- The TSGA602 Trapeze Assembly can loosen with use. The Installation should be checked weekly.
- To clean your Trapeze, simply wipe with a clean cloth and any commercially available cleaning solution.

LIMITED WARRANTY

Hartmobility Inc. product(s) are covered by a limited lifetime parts warranty. This warranty covers against defects in design and workmanship. Hartmobility Inc. will correct any defects in parts or workmanship at no charge.

The warranty does not cover product failure due to installation error, owner misuse, abuse, negligence or normal wear and tear.

