

TITAN

TITAN·PLUS+

BARIATRICS
REHAB
OCCUPATIONAL /
PHYSICAL THERAPY



TITAN MATRIX - 2015 V3.0



(A) Royal EZ Kit ONLY



(B) 501-REZ



(C) 841-20"
(D) 841-22"




(E) 841-20"-REZ
(F) 841-22"-REZ



(G) 841CAS-22"



(H) 841CAS-22" (SH-20)



(I) 841SWL-22"



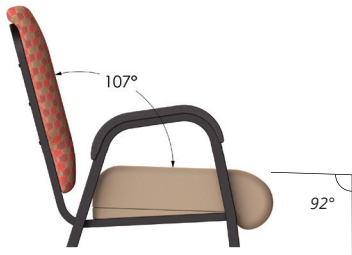
(J) 841SWL-22"-REZ



(K) 841SWL-22" (SH-20)



(L) 841SWL-22"-REZ (SH-20)



(M) Rehab Seat Angle (RB)



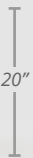
(N) 941-24"
(O) 941-30"



(P) 941CAS-24"
(Q) 941CAS-30"



(R) 941CAS-24" (SH-20)
(S) 941CAS-30" (SH-20)



(T) TBL-2-(1/1) Adjustable



(U) TBL-4-(4/1) Adjustable



(V) TBL-4-(2/2) Adjustable



(W) TBL-4-(42x42) Adjustable