


Transition Chair

Positioning needs not only vary from child to child but often change over time for each child as well. Whether it is used with several children in a classroom or clinic setting, or for the same child through growth and development, **Transition Chair** changes with the need. It is available in two sizes, Early Childhood and Secondary.

This multifunctional, multipurpose chair is easy to set up, easy to adjust, and easy to use in the classroom, clinic, or at home. The chair's adjustable seat height can be positioned lower for the user to sit with the feet on the ground, encouraging independent transfers between sitting and standing, or raised higher with the adjustable height footrest attached for use at a table or desk.

The Transition Chair comes complete with a slotted, adjustable height, depth, and angle seat and back, which allows the seat up to 30° of recline. Also standard are a slotted, adjustable height and angle footrest with calf board and pelvic positioning belt.



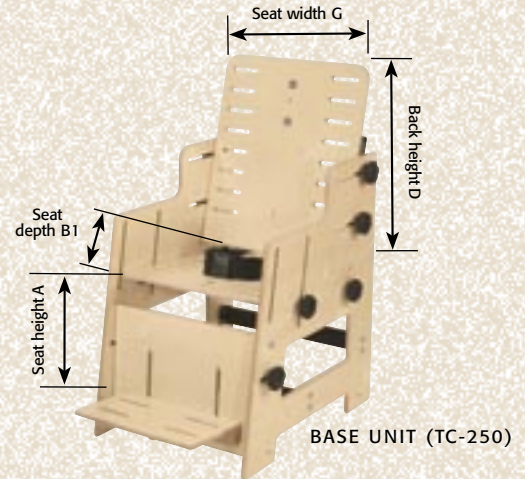
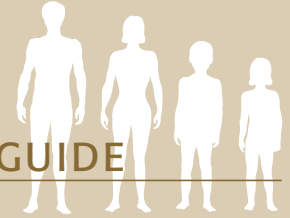
BASE UNIT (TC-150)



Carlos, seated in the TC-250 with a Pad Set, Support Blocks, and Armrests is able to sit at the same table as his friends at school.

FIT RIGHT GUIDE

See center insert page L



Transition Chair

EARLY CHILDHOOD

TC-150 Transition Chair

- Seat depth (B1): 9" - 14"
- Seat width (G): 12 1/2" (6 1/2" - 12 1/2")*
- Seat height
 - to footrest (A): 6 1/2" - 12"
 - to floor (A): 9 1/2" - 14 1/2"
- Side height to floor: 16"
- w/armrests: 17" - 20"
- Back height (D): 15"

TC-150AB Abduction Block

TC-150AR Armrests (pair)

- Armrest height (C1): 6" - 9 1/2"
- Armrest height to floor (C2): 17" - 20"

TC-150BK Butterfly Kit

TC-150FS Foot Sandals (pair)

- Inside dimensions: 3"W x 5"L
- Outside dimensions: 4 1/2"W x 5 1/2"L

TC-150HR Headrest

- Back height (E): 21" - 26"

TC-150MB 3 1/2" high Mobile Base

- Mobile Base dimensions: 19"W x 25"L

TC-150MTB 5" high Mobile Tilt Base

TC-150PS Seat and Back Pad Set

TC-150PSW Seat (full width) and Back Pad Set

TC-150SB Support Blocks* 5"H x 4"W (pair)

TC-150SK Support Kit (includes FS, PS, and 2 pair SB)

TC-150SW Head Support Wedges 6"H x 6"W (pair)

TC-150T Wood Tray**

- Tray dimensions: 17"W x 13"D
- Tray cutout: 14"W x 4"D

TC-150TC Clear Polycarbonate Tray**

- Tray dimensions: 20"W x 18"D
- Tray cutout: 13 1/2"W x 4"D

TC-150TK Tilt in Space Kit (incl. TC-150, AR, HR, MTB, SK, & T)

*Note: Seat width reduction is achieved by use of Support Blocks.

**Note: Armrests must be ordered to attach the Tray to the chair.

SECONDARY

TC-250 Transition Chair

- Seat depth (B1): 11" - 16 1/2"
- Seat width (G): 16" (8" to 16")*
- Seat height to footrest (A): 8" to 15 1/2"
- to floor (A): 13" - 16"
- Side height to floor: 21"
- w/armrests: 22" - 24"
- Back height (D): 19"

TC-250AB Abduction Block

TC-250AR Armrests (pair)

- Armrest height (C1): 6" - 9 1/2"
- Armrest height to floor (C2): 22" - 25"

TC-250BK Butterfly Kit

TC-250FS Foot Sandals (pair)

- Inside dimensions: 4"W x 8"L
- Outside dimensions: 5 1/4"W x 8 1/2"L

TC-250HR Headrest

- Back height (E): 25" - 30"

TC-250MB 3 1/2" High Mobile Base

- Mobile Base dimensions: 19"W x 25"L

TC-250MTB 5" High Mobile Tilt Base

TC-250PS Seat and Back Pad Set

TC-250PSW Seat (full width) and Back Pad Set

TC-250SB Support Blocks* 5"H x 6"W (pair)

TC-250SK Support Kit

(includes FS, PS, and 2 pair SB)

TC-250SW Head Support Wedges 6"H x 6"W (pair)

TC-250T Wood Tray**

- Tray dimensions: 24"W x 22"D
- Tray cutout: 17"W x 4"D

TC-250TC Clear Polycarbonate Tray**

- Tray dimensions: 24"W x 22"D
- Tray cutout: 17 1/2"W x 4"D

TC-250TK Tilt in Space Kit

(incl. TC-250, AR, HR, MTB, SK, & T)

*Note: Seat width reduction is achieved by use of Support Blocks.

**Note: Armrests must be ordered to attach the Tray to the chair.

Note: For more involved users an optional **Mobile Tilt Base** is available which allows the chair to be oriented up to 30° back in space.



Romero, age 4, is well supported in the TC-150 and built his own block tower!



A.



B.

Note: For more involved users the **Mobile Tilt Base** is an ideal solution.



C.



D.

OPTIONS

- A.** A 3 1/2" high **Mobile Base** is available to allow the caregiver to safely move the unit without removing the user from the chair thus allowing them to remain seated and well positioned for longer periods of time.
- B.** A 5" high **Mobile Tilt Base** transforms the Transition Chair into a tilt in space chair with up to 30° of orientation back in space.
- C.** The cost effective **Tilt in Space Kit**, designed for moderately to severely involved users, includes the Chair, Armrests, a Headrest, a Support Kit (including Foot Sandals, a Seat and Back Pad Set, and four Support Blocks), the Mobile Tilt Base, and a Wood Tray. Additional items may be necessary to customize the chair for the individual user.
- D.** See pages 20-21 for these options shown: Abduction Block, Armrests, Butterfly Kit, Foot Sandals, Headrest, Seat and Back Pad Set, Support Blocks(4), and Head Support Wedges.

Options

Available for:
ODYSSEY CHAIRS
TRANSITION CHAIRS
INCLUSION CHAIRS



A. ABDUCTION BLOCK

A padded, adjustable depth Abduction Block is available to provide medial thigh support for children who tend to cross their legs. (Odyssey Chairs, Transition Chairs, and Inclusion Chairs)

B. ARMRESTS

Adjustable height and angle Armrests are available to provide upper extremity support and weight bearing. When ordering a tray a pair of armrests must also be ordered to attach the tray. (Odyssey Chairs, and Transition Chairs) **Note:** Armrests come standard on the Inclusion Chairs.

C. BUTTERFLY KIT

A Butterfly Kit is available to provide anterior chest support. It attaches with straps around the back pad of the pad set and can be adjusted in any position along the back pad for a customized fit. **Note:** To be used with Pad Set or Pad Set – Wide.

D. FOOT SANDALS

Foot Sandals are available to secure the feet and can be placed in virtually any position needed on the footplate. They are made of molded plastic and come complete with two straps each with curved side release buckles for ease of use, comfort, and safety. (Odyssey Chairs, Transition Chairs, and Inclusion Chairs)

E. HEADREST

A 6" high adjustable Headrest is available for additional head and neck support. It attaches to the back of the chair and has 5" of vertical adjustability. The headrest comes complete with a posterior head pad and is slotted to accept a pair of head support wedges (see J). (Odyssey Chairs, Transition Chairs, and Inclusion Chairs)

F. PAD SET

The Pad Set consists of a seat and back pad made of washable vinyl. The seat pad is attached with Velcro®-like hook and loop while the back pad is secured with two bolts through the chair back. (Odyssey Chairs, Transition Chairs, and Inclusion Chairs)

G.



H.



G. PAD SET-WIDE

The Pad Set-Wide features a full width seat pad and standard back pad made of washable vinyl. The seat pad is attached with Velcro®-like hook and loop while the back pad is secured with two bolts through the chair back. **Please note:** Support blocks cannot be used in the seat slots when the Pad Set – Wide is in place. Support block placement in the back slots is not affected. (Odyssey Chairs, Transition Chairs, and Inclusion Chairs)

H. SUPPORT BLOCKS

A pair of padded, vinyl covered Support Blocks are available to provide lateral pelvic, trunk, or thigh support, or to narrow the width of the chair. They attach to the seat or back of the chair with hardware provided and can be placed in any position necessary. Several Support Blocks may be used in customizing the fit of the chair for more involved users. (Odyssey Chairs, Transition Chairs, and Inclusion Chairs)

I.



J.



I. SUPPORT KIT

A Support Kit is available at a reduced cost. The kit includes a pair of Foot Sandals, a Seat and Back Pad Set, and two pairs of Support Blocks. (Odyssey Chairs, Transition Chairs, and Inclusion Chairs)

J. HEAD SUPPORT WEDGES

45° angle Head Support Wedges are available to provide lateral head control. They attach to the headrest to create a cradle and can be adjusted for a customized fit. The set comes complete with a pair of vinyl pads that attach to the wooden wedge shaped mounting brackets. (Odyssey Chairs, Transition Chairs, and Inclusion Chairs)

K. WOOD TRAY

A rugged Wood Tray is available for functional activities and provides additional upper extremity support and positioning. The spring loaded, quick release hardware on the Odyssey Chair and Transition Chair Trays allow for easy attachment to and removal from the armrests. **Please note:** Armrests must be ordered to attach the tray to these chairs. The Inclusion Chairs come with padded armrests that allow the Tray, with "Z" shaped mounting hardware, to slide on and off.

K.



L.



L. POLYCARBONATE TRAY

A clear Polycarbonate Tray is also available. The clear tray allows the user to see his or her lower extremities for greater body awareness and body scheme. The spring loaded, quick release hardware on the Odyssey Chair and Transition Chair Trays allows for easy attachment to and removal from the armrests. **Please note:** Armrests must be ordered to attach the tray to these chairs. **Also note:** The polycarbonate Odyssey Chair Tray is kidney shaped and cannot be used with other chairs.