



# USER MANUAL

*P/N: 040115-750*

*For*

## HI-LO MAT TABLE TG1800 SERIES



Read this user manual carefully  
before using Hi-Lo Mat Table

LIMITED WARRANTY REGISTRATION CARD ENCLOSED

## **INTRODUCTION**

Thank you for selecting the Tri W-G Hi-Lo Mat Table. The purpose of these operating instructions is to introduce the authorized user/operator in using and working with this device safely, and to conduct routine preventative maintenance procedures on the device. For this goal to be achieved, it is essential that the authorized user/operator carefully read this manual, understand, and practice the precautionary measures recommended in it. **PLEASE HAVE ANYONE WHO WILL BE OPERATING THIS TABLE READ THIS MANUAL.**


## **UNCRATING**

1. Inspect for any damage to the table immediately after uncrating. If the table is damaged, file a merchandise damage report immediately with the delivering carrier. Do not return damaged merchandise to Tri W-G® unless instructed to do so.
2. Keep the cardboard liner on top of the table while moving table to desired location. This will prevent damage to the frame and cushion while moving down hallway, through doorways, etc.
3. Remove all other packaging material from the table, except for the cardboard cushion liner.

## **INSTALLATION**

1. There is no assembly required.
2. Position table in an area having flat/level floors so table is not distorted out of alignment and caster brakes will function as intended.
3. Casters should be locked at all times except for when moving. Casters should be locked when a person is on the table.
4. Connect power cord to properly grounded 120 Volt AC receptacle, conforming to applicable nationally recognized electrical codes.
5. Power supply cord serves as disconnect device. The socket-outlet shall be installed near the equipment and shall be easily accessible.

## **IMPORTANT SAFETY/PRECAUTIONARY INSTRUCTIONS**

1. Once again, please have anyone who will be operating this table read the manual before using. Operator should understand and practice the precautionary instructions recommended in this manual. All users should use common sense and know the limitations and hazards associated with operating the table.
2. **NEVER** place your hands or feet, nor the patients' hands or feet, near any of the working mechanisms of the table when raising or lowering the table. Also, **DO NOT** place or leave objects or items of any kind underneath the base frame of the table when operating.
3. Whenever you see this symbol:  it means "Attention! You and/or Your Patients' Safety is Involved".
4. During table operation, stop the table operation if anything unusual is observed or unusual sounds are heard coming from the table.

## **OPERATING INSTRUCTIONS**

**Adjust Height**--To raise or lower the mat table, simply touch the up or down arrow key on the hand switch. The low voltage hand switch has operating power of VDC/mA of 12/50.

**Duty Cycle**--System is an intermittent operation; 1 minute on, 9 minutes off.

**Capacity**--The table is intended to support **750 lbs** (333.6 Kilograms).

**Casters**--Locking the casters is accomplished by pushing down or stepping on the back part of the brake pedal firmly. To release the brake pedal, push down or step on the upper part.

**Intended Use**--This device is a motorized hi-lo mat exercise table intended for medical purposes that can be adjusted to various positions. It is used by patients with circulatory, neurological, or musculoskeletal conditions. This device is intended for professional use only.

## **MAINTENANCE**

The mat table is equipped with a strong high-performance quiet linear actuator, having a long lifetime and virtually maintenance free; however, conducting routine preventative maintenance checkups are a must. One must routinely check the actuator for wear on the end mounts and connecting bolts, for unusual noises, for actuator wobbling when extending or retracting the spindle, and that it is operating smoothly, as minimums. Due to normal wear, it may be necessary to replace the linear actuator. The actuator is non-servicable in the field. Call customer service for replacement actuator.

The gas springs are used to assist the linear actuator in the first stages of the lifting process and may need replacing from time to time, due to normal wear. If one should notice an oil leak or oil spot on the floor below the gas spring, or if table seems to be deficient in power, it may indicate the spring needs replacing. If operator hears an unusual noise while operating the device, it may be coming from the gas spring, which would indicate it may need replacing. Call customer service to assist in interpreting the nature of the noise.

Due to normal wear, it may be necessary to replace the hand switch or the power cord. Call our customer service for replacement parts and/or installation instructions.

Cleaning the vinyl cover is accomplished with a mild detergent and water. Do not use Peroxide, Hylex, Lysol, or strong cleaning agents as they will discolor and reduce the life of the vinyl. We also recommend diluting some of the well known over the counter cleaners available before using; such as 409® cleaner with a ratio of 4:1 at a minimum. A soft dust cloth will work to remove dust and lint on the steel frame when necessary.

Any repair should be performed by trained or certified service personnel.

## **SYMBOLS, INDICATORS, and DEGREE OF SAFETY**



Attention: Consult accompanying documents.

WATER Protection against harmful ingress of water--Ordinary.

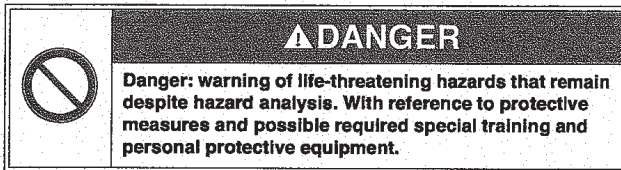
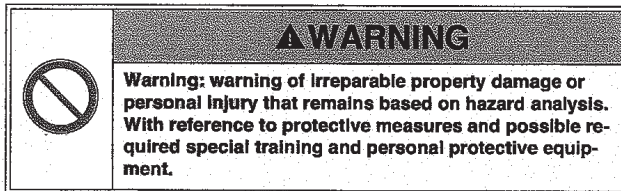
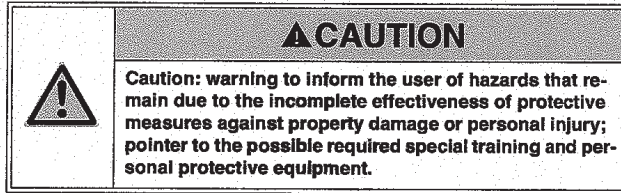
ANASTHETICS Not suitable for use in the presence of a flammable anesthetic mixture with air or oxygen or nitrous oxide.

ELEC. RATING Input: 110-120 Volt AC, 60 Hz, 2.5 Amp, single system.

## WARNINGS AND USAGE HINTS

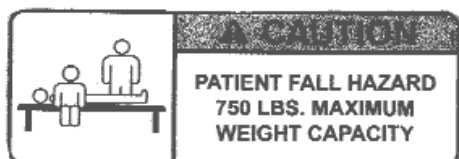
Please make note of the meaning of the following warnings and usage hints:

**Note:** indicates usage information that helps the user to use the product correctly and efficiently or to understand the properties of the product.



## OTHER HAZARDS

The manufacturer has constructively, and with protective measures, minimized the effects of existing hazards. Pay attention to the following hazards and the possible countermeasures given in the following:



## **TROUBLE SHOOTING**

1.0 Table does not move up or down:

1.1 Check power cord connection to main power source.

1.2 Make sure main power source is receiving power.

1.3 Thermal protector may have activated, and you must allow the system to cool down.

1.4 Table still does not function after checking the aforementioned possible items, call the customer service at 1.800.437.8011.

2.0 Tried everything and nothing works to resolve the dilemma--call customer service at 1.800.437.8011.

## **SPECIFICATIONS:**

Item No. TG1847.0.EC.750; Width-4 ft.; Length-7 ft.; Ht. Range- 17"-39" (*nominal*)

Item No. TG1857.0.EC.750; Width-5 ft.; Length-7 ft.; Ht. Range- 17"-39" (*nominal*)

Item No. TG1867.0.EC.750; Width-6 ft.; Length-7 ft.; Ht. Range- 17"-39" (*nominal*)

Weight Capacity: 750 lbs. lifting

Upholstered Top: 2" polyfoam with vinyl cover standard; Vinyl Coated Nylon & Herculite, optional. Has rounded corners with steel frame as a bumper guard. Vinyl conforms to California Fire Code 117.

Casters: Total locking 6" Colson casters, standard.

Frame: Heavy gauge steel.

Finish: Polyurethane Pearl Grey standard; Porcelain optional.

Accessories: Sit-to-Stand, Guard Rails, Various Exercise Accessories available.

Switch: Handheld height adjusting switch, low voltage-VDC/mA of 12/50. Power supply serves as main disconnect device.

Electrical: 6.5A, 120V, 780W, hospital grade plug.

## **NOTICE:**

Design changes may have occurred in the product since this manual was published. The technical information found within this manual was correct at the time this manual was approved for publication.

Tri W-G, Inc. does not assume any risk or liability for attachments, or their effects on this device, if the attachments are not manufactured, sold by, and expressly approved by Tri W-G, Inc.

When parts are required, use only those parts authorized by Tri W-G, Inc.

If any information contained in this publication is not understood, the user should contact Tri W-G, Inc. for assistance.

## **LIMITED WARRANTY**

This Product or Part is sold by Tri W-G,<sup>®</sup> Inc. under the limited warranties set forth in the following paragraphs. Such warranties are extended only with respect to the Purchase of the Product or Part as new merchandise directly from Tri W-G,<sup>®</sup> Inc. or a Tri W-G,<sup>®</sup> Inc. Authorized Dealer and are extended to the ultimate customer purchaser of the Tri W-G,<sup>®</sup> Inc. Product or Part.

**Tri W-G,<sup>®</sup> Inc.** warrants that each Product or Part sold hereunder shall be free of defects in material and workmanship for the Product warranty period identified as follows:

**Ten Years:** structural frame.

**Two Years:** operating system and major moving components.

**One Year:** hand and foot controls; upholstery.

*(Please note the aforementioned limited warranty is limited to original owner and not transferable.)*

in the case of Products and twelve months in the case of Parts from the date of delivery from Tri W-G,<sup>®</sup> Inc. or an authorized Tri W-G,<sup>®</sup> Inc. Dealer, whichever is later. Should defects appear in any products subject to this limited warranty and Parts subject to this limited warranty sold hereunder within the respective limited warranty period, Tri W-G,<sup>®</sup> Inc. will repair or replace under the terms of this limited warranty any defective Part or Parts or provide new or remanufactured Parts when the defective Part or Parts are returned to Tri W-G,<sup>®</sup> Inc. facilities at Buyer's expense upon (20) days prior written notice to Tri W-G,<sup>®</sup> Inc. Buyer will be charged for any replacement Parts when shipped to Buyer by Tri W-G,<sup>®</sup> Inc. When the defective Parts are returned to Tri W-G,<sup>®</sup> Inc. pursuant to Tri W-G,<sup>®</sup> Inc. returned goods authorization, charges will be waived.

**This limited warranty** does not apply to any Products or Parts which have been damaged through misuse, negligence or accident (including shipping damage) on the part of Buyer or any third party. This limited warranty does not apply to any Product in which Parts other than replacement Parts or Parts approved by Tri W-G,<sup>®</sup> Inc. have been used if said Parts are or may be the cause of failure.

FOR ANY BREACH OF WARRANTY, EXPRESSED OR IMPLIED, THE LIABILITY OF TRI W-G,<sup>®</sup> INC. IS HEREBY EXPRESSLY LIMITED, AND SUBJECT TO THE TERMS HEREIN, TO THE REPAIR OR REPLACEMENT OF ANY PRODUCT OR PART WHICH SHALL APPEAR TO BE DEFECTIVE IN THE OPINION OF TRI W-G,<sup>®</sup> INC. THIS WARRANTY IS IN LIEU OF ALL OTHER WARRANTIES, EXPRESSED OR IMPLIED, INCLUDING WARRANTIES OF MERCHANTABILITY AND FITNESS FOR A PARTICULAR PURPOSE. IN NO EVENT SHALL TRI W-G,<sup>®</sup> INC. BE LIABLE FOR ANY SPECIAL, INCIDENTAL OR CONSEQUENTIAL DAMAGES. NO CLAIM FOR BREACH OF WARRANTY FOR PRODUCTS OR PARTS FURNISHED HEREUNDER SHALL BE ASSERTED AGAINST TRI W-G,<sup>®</sup> INC. MORE THAN TWENTY (20) DAYS AFTER THE EXPIRATION OF THE WARRANTY PERIOD.