

Zitzi STARFISH PRO

Date

Mark For

Phone

Company Name

Ship to Name

Address

Shipping Address

City

State

Zip

City

State

Zip



ZITZI™ STARFISH PRO

Combined shower- and hygiene chair

3 TYPES OF CHASSIS:

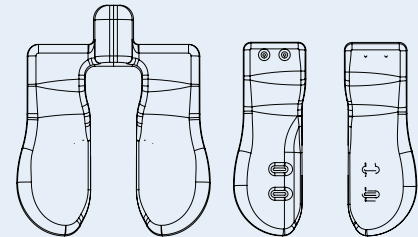
Included in standard edition:

- Chassis with 4" wheels
- Seat part with cushion
- Back part with push bar
- Bracket for the pot

The product in the picture has extra equipment.

2 TYPES OF SEAT PARTS:

- Whole
- Divided



Starfish Pro

The seat height can be adjusted in fixed positions (without tools) for a seat height ranging between 20.6" and 24.5".



Starfish Pro Hydraulic

Height adjustable hydraulic chassis for a seat height ranging between 20.6" and 30.4".



Starfish Pro Electric

Height adjustable electric chassis for a seat height ranging between 20.6" and 30.4".



1 Chassis*

- Z689401 Starfish Pro, Seat size 1
- Z689406 Starfish Pro, Seat divided size 1
- Z689411 * Starfish Pro Hydraulic, Seat size 1
- Z689416 * Starfish Pro Hydr. Seat divided size 1
- Z689421 * Starfish Pro Electric, Seat size 1
- Z689426 * Starfish Pro Elec., Seat divided size 1

STARFISH PRO SIZE 1

User length: 46"-56"
 Seat depth: 11.7"-14.8"
 Seat width, whole: 14.8"-18.7"
 Seat width, divided: 13.6"-18.7"
 Tilt: -5-30°
 Hip/back angle: -10-35°
 Chassis WxL: 21" x 26.9"
 Max user weight: 264.6 lb (Man. chassis)
 220.5 lb (Hydr./El.)

- Z689402 Starfish Pro, Seat size 2
- Z689407 Starfish Pro, Seat divided size 2
- Z689412 * Starfish Pro Hydraulic, Seat size 2
- Z689417 * Starfish Pro Hydr. Seat divided size 2
- Z689422 * Starfish Pro Electric, Seat size 2
- Z689427 * Starfish Pro Elec., Seat divided size 2

STARFISH PRO SIZE 2

User length: 54.6"-68.2"
 Seat depth: 14"-18.3"
 Seat width, whole: 17.5"
 Seat width, divided: 13.6"-19.9"
 Tilt: -5-30°
 Hip/back angle: -10-35°
 Chassis WxL: 21" x 26.9"
 Max user weight: 264.6 lb (Man. chassis)
 220.5 lb (Hydr./El.)

- Z689403 Starfish Pro, Seat size 3
- Z689408 Starfish Pro, Seat divided size 3
- Z689413 * Starfish Pro Hydraulic, Seat size 3
- Z689418 * Starfish Pro Hydr. Seat divided size 3
- Z689423 * Starfish Pro Electric, Seat size 3
- Z689428 * Starfish Pro Elec., Seat divided size 3

STARFISH PRO SIZE 3

User length: 66"-78"
 Seat depth: 17.5"-21.4"
 Seat width, whole: 19.9"
 Seat width, divided: 15.2"-20.2"
 Tilt: -5-30°
 Hip/back angle: -10-30°
 Chassis WxL: 23" x 30.8"
 Max user weight: 330.7 lb (Man. chassis)
 264.6 lb (Hydr./El.)

* Special Order

2 Back*

- Z689431 Back size 1
- Z689432 Back size 2
- Z689433 Back size 3
- Z689435 Back with sacrum support



Back part incl cushion

Size 1: Back height: 17.9"
 Back profile: 19.5"

Size 2: Back height: 21.8"
 Back profile: 23.4"

Size 3: Back height: 25.7"
 Back profile: 27.3"



Back with sacrum support

3 Lateral support*

- Z689441 Lateral support size 1
- Z689442 Lateral support size 2
- Z689443 Lateral support size 3
- Z689446 Lateral support reinforced size 1
- Z689447 Lateral support reinforced size 2
- Z689448 Lateral support reinforced size 3



Size 1: Trunk width: 8.2"-11.7"
 Trunk depth: 5.4"

Size 2: Trunk width: 9.3"-13.2"
 Trunk depth: 6.6"

Size 3: Trunk width: 11.7"-15.6"
 Trunk depth: 7.8"

4 Headrest*

- Z689456 Headrest size 1, long cpl.
- Z689457 Headrest size 2, cpl.
- Z689458 Headrest size 2, long cpl.
- Z152435 Mounting bracket Active forehead strap
- Z77101 Active forehead strap, Adult
- Z77102 Active forehead strap, Junior

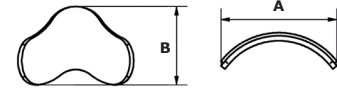


Headrest

Headrest long

Active forehead strap

Size 1 long: 10.9" x 6.2"
Size 2: 9.3" x 7.4"
Size 2 long: 10.9" x 8.2"



5 Armrest

- Z689461 Armrest back size 1
- Z689462 Armrest back size 2
- Z689463 Armrest back size 3
- Z689575 Soft cushion size 1
- Z689576 Soft cushion size 2-3
- Z689465 Armrest chassis size 1
- Z689466 Armrest chassis size 2

Choose armrest size 1 for Starfish Pro size 1 & 2, and armrest size 2 for Starfish Pro size 3.



Armrest back

Measurements armrest plate back:

Size 1: 8.9" x 2.9"
Size 2-3: 12.8" x 2.9"



Armrest chassi

Measurements armrest plate chassi:

Size 1-2: 10.5" x 1.9"

Mounted in the chassis. Stays fixed during tilt.

6 Table

- Z990252 Table size 2
- Z990253 Table size 3
- Z990254 Table size 4
- Z990255 Table size 5



Table

Size 2
 Size 3
 Size 4
 Size 5

Trunk width

7.4"-9.7"
 9.3"-11.7"
 11.3"-13.6"
 13.2"-15.6"

7 Positioning support

- Z375211 Sternum support Soft Blue size S
- Z375311 Sternum support Soft Blue size M
- Z375411 Sternum support Soft Blue size L
- Z376521 H-strap Soft Blue size S
- Z376531 H-strap Soft Blue size M
- Z376541 H-strap Soft Blue size L



Upper mounting bracket



Sternum support



H-strap

Articles above needs to be combined with

- Z689284 Upper mounting bracket, long

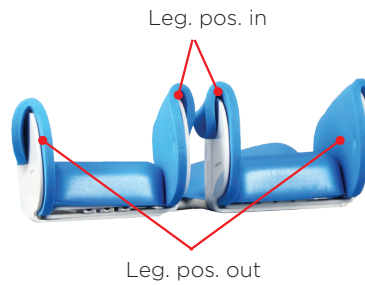
8 Leg positioning/hip support

- Z689471 Leg. pos. out div. size 1
- Z689472 Leg. pos. out div. size 2
- Z689473 Leg. pos. out div. size 3

- Z689476 Leg. pos. in div. size 1
- Z689477 Leg. pos. in div. size 2
- Z689478 Leg. pos. in div. size 3

- Z689561 Leg. pos. out whole. size 1
- Z689562 Leg. pos. out whole. size 2
- Z689563 Leg. pos. out whole. size 3

- Z689481 Hip support size 1-2
- Z689483 Hip support size 3



Measurements:
Size 1: 5.8" x 8.2"
Size 2: 6.6" x 9.3"
Size 3: 7" x 10.9"

9 Hip belt*

- Z374201 SeatBelt Comfort Blue size S, DWSR25 2-point
- Z374202 SeatBelt Comfort Blue size S, 725 2-point

- Z374211 SeatBelt Comfort Blue size M, DWSR40 2-point
- Z374212 SeatBelt Comfort Blue size M, S40 2-point
- Z374213 SeatBelt Comfort Blue size M, 740 2-point

- Z374221 SeatBelt Comfort Blue size L, DSWR40 2-point
- Z374222 SeatBelt Comfort Blue size L, S40 2-point
- Z374223 SeatBelt Comfort Blue size L, 740 2-point

- Z374205 SeatBelt Blue size S, DWSR25 4-point
- Z374206 SeatBelt Blue size S, 725 4-point

- Z374216 SeatBelt Blue size M, DWSR40 4-point
- Z374217 SeatBelt Blue size M, S40 4-point
- Z374218 SeatBelt Blue size M, 740 4-point

- Z374226 SeatBelt Blue size L, DWSR40 4-point
- Z374227 SeatBelt Blue size L, S40 4-point
- Z374228 SeatBelt Blue size L, 740 4-point

- Z374231 Anti-rotational belt Blue size S, DWSR25 4-point
- Z374232 Anti-rotational belt Blue size S, 725 4-point
- Z374241 Anti-rotational belt Blue size M, DWSR40 4-point
- Z374242 Anti-rotational belt Blue size M, 740 4-point



Seatbelt Comfort 2-point



Seatbelt Pro 4-point



Anti-rotational belt



Buckle DWSR25/
DWSR40



Buckle 740



Buckle S40



Buckle 725

10 Ankle holder/Bracelet

- Z377111 Ankle holder Soft Blue size S
- Z377211 Ankle holder Soft Blue size M
- Z377311 Ankle holder Soft Blue size L

- Z378111 Bracelet Soft Blue size L
- Z378211 Bracelet Soft Blue size S



Ankle holder

Measurements around ankle

size S 6.2" x 9.3"
 size M 8.5" x 10.9"
 size L 10.1"

11 Footrest*

- Z689486 Footrest size 1
- Z689487 Footrest size 2
- Z689488 Footrest size 3

- Z689491 Footrest divided size 1
- Z689492 Footrest divided size 2
- Z689493 Footrest divided size 3

- Z689496 Footrest tip-up size 1
- Z689497 Footrest tip-up size 2
- Z689498 Footrest tip-up size 3

- Z689501 Footrest divided tip-up size 1
- Z689502 Footrest divided tip-up size 2
- Z689503 Footrest divided tip-up size 3

- Z689506 Footrest divided ball joint size 1
- Z689507 Footrest divided ball joint size 2
- Z689508 Footrest divided ball joint size 3

- Z689511 Cushion footrest size 1
- Z689512 Cushion footrest size 2
- Z689513 Cushion footrest size 3

- Z689516 Cushion footrest divided size 1
- Z689517 Cushion footrest divided size 2
- Z689518 Cushion footrest divided size 3



Footrest



Footrest divided



Footrest tip-up



Footrest divided tip-up



Footrest divided ball joint



Cushion footrest



Cushion footrest divided

FOOTREST	Footrest size 1	Footrest size 2	Footrest size 3
Foot plate (W x D)	13.4 x 8.7"	14.8" x 9.9"	14.8" x 12"
Foot plate (W x D)	Footrest divided size 1 6.2" x 8.5"	Footrest divided size 2 7" x 9.9"	Footrest divided size 3 7" x 11.9"
Profile length	11.7"	15.6"	19.5"

12 Calf support

- Z689520 Calf support size 1
- Z689521 Calf support size 2
- Z689522 Calf support size 3

- Z689523 Cushion calf support size 1
- Z689524 Cushion calf support size 2
- Z689525 Cushion calf support size 3



Calf support and cushion

Measurements

- Size 1 4.6" x 5.4"
- Size 2 5.8" x 5.8"
- Size 3 8.7" x 5.8"

13 Cushion seat part; extra pressure relief

- Z689541 Cushion seat part, extra pressure relief size 1
- Z689542 Cushion seat part, extra pressure relief size 2
- Z689543 Cushion seat part, extra pressure relief size 3

- Z689546 Cushion seat part, extra pressure relief size 1 divided
- Z689547 Cushion seat part, extra pressure relief size 2 divided
- Z689548 Cushion seat part, extra pressure relief size 3 divided

Cushion with extra pressure relief. 1" material instead of the standard 1/2"

14 Pot/splash guard

- Z689526 Pot size 1 cpl. - Starfish Pro
- Z689527 Pot size 2 cpl. - Starfish Pro
- Z689531 Splash guard - Starfish Pro



Pot



Splash guard

Pot size 1 fits Starfish Pro size 1 & 2, pot size 2 fits Starfish Pro size 3.

* Recommended parts to assemble basic chair.

Spare parts

- Z689581 Cushion Back size 1 - Starfish Pro
- Z689582 Cushion Back size 2 - Starfish Pro
- Z689583 Cushion Back size 3 - Starfish Pro
- Z689671 Cushion seat size 1 - Starfish Pro
- Z689672 Cushion seat size 2 - Starfish Pro
- Z689673 Cushion seat size 3 - Starfish Pro
- Z689676 Cushion seat div. size 1 - Starfish Pro
- Z689677 Cushion seat div. size 2 - Starfish Pro
- Z689678 Cushion seat div. size 3 - Starfish Pro
- Z689681 Cushion, headrest size 1 long
- Z689682 Cushion, headrest size 2 long
- Z689683 Cushion, headrest size 2
- Z689691 Cushion, leg abduction size 1
- Z689692 Cushion, leg abduction size 2
- Z689693 Cushion, leg abduction size 3
- Z689695 Hole fill Legpart
- Z689696 Cushion, leg addduction size 1
- Z689697 Cushion, leg addduction size 2
- Z689698 Cushion, leg addduction size 3



Quotes@RehabMart.com

1-800-827-8283

3651 Mars Hill Rd, Bldg 2400

Watkinsville, GA 30677-6042

USA

Note: Not all items are stocked. Inquire about availability.