

ZAMST ZK-MOTION (KNEE SUPPORT) INSTRUCTIONS FOR USE

For safety reasons, be sure to read this user manual before use. Also, store it in a location where you can refer to it at any time.

Read this first:

- This product is intended to use for supporting the whole knee and inhibiting lateral movements.
- This product can be used for the left or right leg.
- Choose correct size and apply the product properly as instruction, otherwise you may not obtain proper performance of the product.

When using the product:

- Creases that may seem to be a flaw may appear in fabric. However, this does not affect product quality.
- Due to the characteristics of the materials used in this product, the color may change depending on storage conditions.
- The product should be used with care as hook-and-loop fasteners may cause clothing to become frayed or damaged.
- Do not leave this product in excessively hot areas. Doing so may cause the product to deform or degrade.
- White elastic thread may be seen through the gap in the main unit. However, the function is not compromised by it.

Precautions for use - Be sure to read this:

Safety precautions are divided into the following sections, according to the level of danger involved.

⚠ WARNING: Indicates a potentially hazardous situation, which may result in serious personal injuries if not avoided.

⚠ CAUTION: Indicates a potentially hazardous situation, which may result in minor personal injuries and/or property damage if not avoided.

⚠ WARNING

- To prevent abnormalities or worsening of symptoms, people who suffer from the following conditions should refrain from using the product:
 - Those predisposed to allergies or with sensitive skin.
 - This product contains natural rubber. Natural rubber contains latex allergens and may cause allergic reactions such as itching, hives, and difficulty breathing. If any symptoms develop, immediately stop using this product and seek medical attention.
 - Those who have a fracture, cut, numbness, swelling, eczema, or other abnormalities in the area where the product will be worn.
- Be sure to follow the warnings below and use the product correctly. If the product is not used correctly, it may cause circulatory problems or injury.
 - The product should only be used on knees.
 - Be sure to use the correct size product.
 - Do not use the product while sleeping.
 - Follow the attachment steps in order to use this product correctly.
 - If the product loosens or comes off during use, be sure to refasten it correctly by following the noted steps from the beginning. If wearing the product for a long period of time, take extra care to maintain appropriate compression force, and readjust the tightness as necessary.
 - If the product shows any signs of wear or damage, do not use it.
 - Do not attempt to modify or repair the product.
- If any abnormalities, such as an injury, fracture, pain, numbness, swelling, eczema, etc. occur when using this product, immediately stop using it, and consult a physician. Continued use may worsen symptoms.

⚠ CAUTION

- Sweat and friction may cause the color of this product to fade or be transferred to other materials.

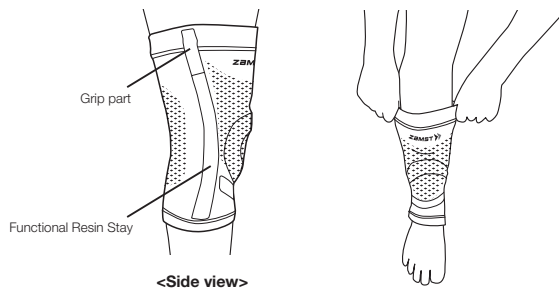
Care and cleaning**⚠ CAUTION**

- Do not wash this product with light colored items. By doing so, color may fade or be transferred to other materials.
 - If washing the product together with clothing, etc., be sure to use a laundry net in order to prevent the clothing from becoming frayed or be damaged.
- This product can be washed in a washing machine. After washing, hang it to dry in the shade.
- Do not use an iron or chlorine bleach, however, oxygen bleach can be used.
- Do not tumble dry. Doing so may damage the product.
- This product cannot be dry cleaned. Wet cleaning is allowed, however, avoid tumble drying.

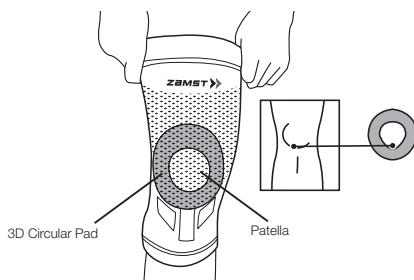
How to apply

- Before attaching this product, carefully read the "Precautions for use - Be sure to read this" section. Then follow the steps provided to ensure the product is correctly attached.
- The attachment steps below are for your right leg. Follow the same steps for your left leg.

1. When attaching the product to your knee, confirm the top and bottom of the product by the arrow on the tag.
2. Hold the grip parts on both sides with both hands and pull them upwards.

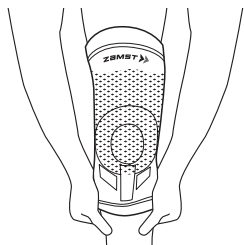


3. Slide it up until the bottom part of your patella meets the inner bottom of the 3D Circular Pad.



4. Make sure that the product is not loose or out of place. If you feel any discomfort, repeat the steps from the beginning to reattach the product.

How to remove



CAUTION

- Hold the lower end of the Functional Resin Stays on both sides and remove the knee support while pulling them downwards.
- * Avoid removing the product by turning it inside out. Doing so may damage the Functional Resin Stays.

Reporting Obligation

If you have any complaints about the product, please contact your medical retailer directly. It is only necessary to notify the manufacturer and the competent authority of the member state in the event of any serious incidents that could lead to a significant deterioration of health or to death. Serious incidents are defined in Article 2 No. 65 of Regulation (EU) 2017/745 (MDR).

Disclaimer:

- * The product specifications and appearance are subject to change without notice for the purpose of improvement.
- * When disposing of this product, be sure to follow all disposal ordinances and regulations as specified by the local government.