

# SmartDrive with PushTracker E2

Seamless power  
assist experience



permobil



Ergonomic design quickly attaches to a wide variety of manual wheelchairs

12.5 lb — Lightest rear power assist in the world

OmniWheel design allows SmartDrive to start from any position maintaining optimal traction and maneuverability

## On-demand power assist

Pushing a manual wheelchair can put stress on shoulders and lead to serious issues in the future. SmartDrive offers a range of controls and activity-tracking technology to deliver a seamless power assist experience that may reduce repetitive stress.

Paired with the PushTracker E2 and SwitchControl, SmartDrive offers added flexibility, convenience and control options to empower your active lifestyle.

---

There were so many times I said no to something because I didn't feel like I could. With the SmartDrive I can go all around the farmers market, go shopping, meet a friend for coffee, walk the dog and still do a ton of other things when I get home.

— Julie M.  
Permobil User

---

## Choose to do more

SmartDrive empowers your active lifestyle with a simple tap or touch of a button. It conserves the energy that you would normally have to use just to get around, and helps you to save it for activities that enhance your day.



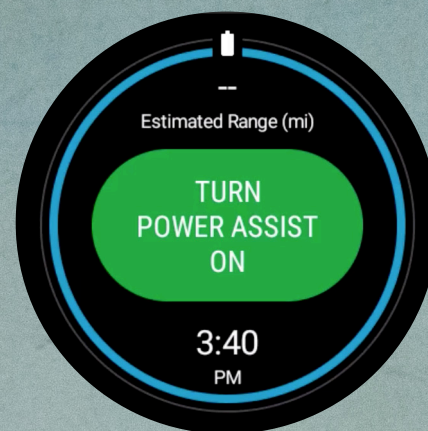
Touch screen technology makes the PushTracker E2 more accessible than ever

8x more reliable Bluetooth® connection

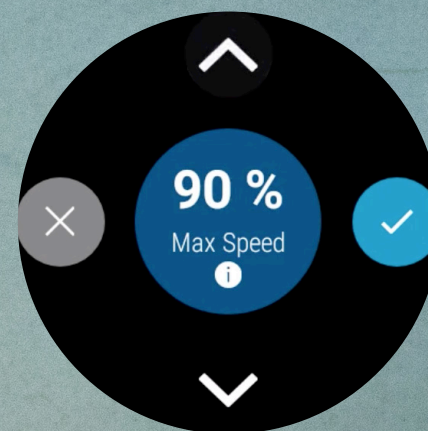
## PushTracker E2

Developed with connectivity in mind, the PushTracker E2 has been rigorously tested and proven to be consistently reliable and extremely durable. The PushTracker E2 makes using your SmartDrive easier than ever. With gesture-activated controls and activity-tracking technology you can start your SmartDrive with a simple tap of your hand—no pushing or reaching necessary.

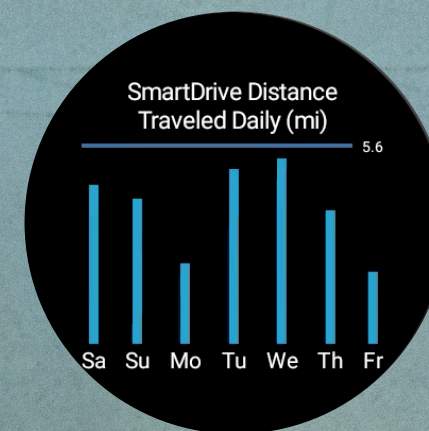
Quickly change all performance settings



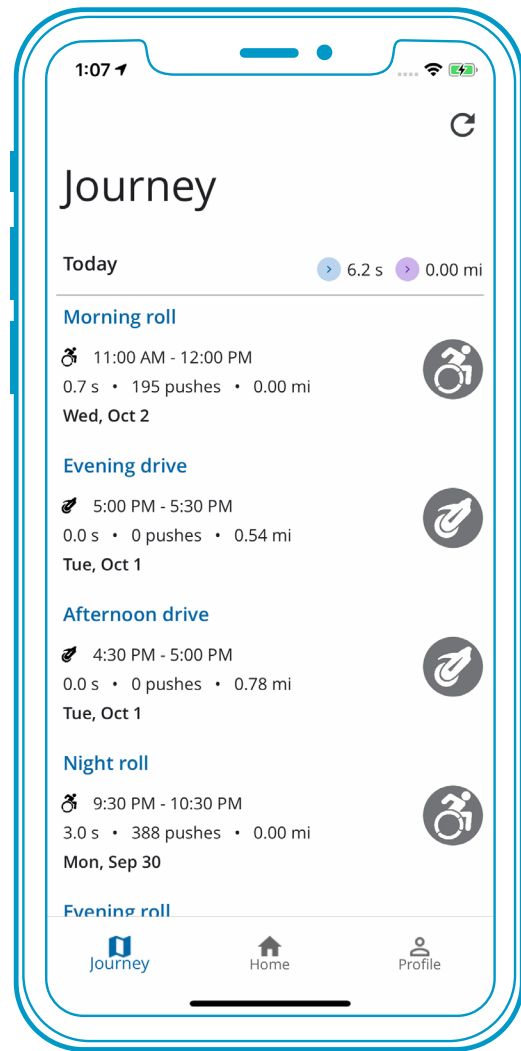
Turn power assist on and off



Easily change speed settings



Review system usage



## PushTracker App

SmartDrive advances daily mobility for the manual wheelchair user. The PushTracker app produces and delivers activity statistics designed to promote optimal mobility health. Track distance, pushes and coast time in order to increase coast time and decrease pushes. The app can also be used to easily update and control SmartDrive settings.



## SwitchControl

SwitchControl gives users another programmable option for controlling their SmartDrive. With the push of a button SmartDrive can be engaged for a momentary burst of power or activated in latched mode for consistent power over extended distances. This empowers a more diverse group of people to experience SmartDrive with increased confidence and, when paired with the PushTracker E2, offers added flexibility, convenience and control options.











**PushTracker E2**  
Easy to read, touch screen settings control


**SwitchControl**  
Wired buttons with additional control options for your SmartDrive

**SmartDrive MX2+**  
Powers you up hills and ramps, over thick carpet, and long distances.

## Power your push, your way

SmartDrive gives manual wheelchair users more control over their experience than ever before. Discover how our variety of hardware and software solutions can be combined to better support your individualized mobility goals.

	Stamina	Performance	Expert
Products available	 	  	  
Best for	Caregiver, pediatric & geriatric users	Pediatric/active users (smaller, simpler wearable)	Adult/active users (advanced wearable features)
On-demand power assist	<input type="radio"/>	<input type="radio"/>	<input type="radio"/>
Energy/shoulder preservation	<input type="radio"/>	<input type="radio"/>	<input type="radio"/>
Easy on/off buttons	<input type="radio"/>	<input type="radio"/>	<input type="radio"/>
Hand gesture activation		<input type="radio"/>	<input type="radio"/>
Advanced Bluetooth connection			<input type="radio"/>
Easy to read, touch screen settings control			<input type="radio"/>
Performance & maintenance notifications			<input type="radio"/>

 PushTracker  PushTracker E2  SmartDrive  SwitchControl



## SmartDrive Specifications

<b>Dimensions</b>	Length: 15.3" (389 mm) Width: 5.7" (141 mm) Height: 9.5" (242 mm)
<b>Product weight</b>	12.5 lb (5.7 kg) Drive Unit
<b>User weight</b>	30 to 331 lb (14 to 150 kg)
<b>Driving range*</b>	Up to 12.3 mi (19.8 km)
<b>Motor power</b>	250 W Brushless DC
<b>Maximum speed</b>	5.5 mph (8.8 km/h)
<b>Operating temp</b>	-13°F to 122°F (-25°C to 50°C)
<b>Chair type compatibility</b>	Rigid, Folding, Tilt-In Space, One-Arm Drive and others
<b>Drive wheel diameter</b>	22", 24", 25", 26" (501, 540, 559, 590 mm)
<b>Warranty</b>	2-Year Limited Warranty
<b>Bluetooth LE</b>	FCC ID QOQBT113 IC ID 5123A-BGTBLE113
<b>HCPCS</b>	E0986

\*Performance measurements will vary based on user and chair characteristics, driving and battery conditions.

The SmartDrive has been tested and conforms to all applicable requirements of ANSI/RESNA Standards for Wheelchairs - Volume 1 and Volume 2 and EN 12184.

NOTE: A wheelchair's specifications provided by its manufacturer may be slightly affected by the addition of the SmartDrive.

Please refer to your owner's manual for more detailed operation and care instructions.

Since U.S. Medicare coding and coverage criteria is subject to change, the provider should always confirm the HCPCS code and coverage criteria as part of the client assessment process.  
©2019 Permobil. Permobil has a policy of continual product improvement and reserves the right to amend this document.

## PushTracker E2 Specifications

<b>Dimensions</b>	1.85" x 2.06" x 0.5" (46.9 x 52.2 x 12.9 mm)
<b>Operating system</b>	Wear OS by Google™
<b>Nominal operating voltage</b>	3.9 V
<b>Electric charge</b>	415 mA-h
<b>Wireless operating band</b>	Bluetooth / BLE 2.4 GHz (2.402 to 2.480 GHz) Wi-Fi 802.11 b/g/n 2.4 GHz (2.412 to 2.472 GHz) GPS / GLONASS / Beidou 1575 MHz (1.559 to 1.610 GHz)
<b>Bluetooth LE</b>	FCC ID 2AP42-WG12026 IC ID 24006-WG12026
<b>Water resistance</b>	5 ATM (Swim-ready, up to 50 m)
<b>Band width</b>	0.87" (22 mm)
<b>Band material</b>	Silicone (Interchangeable), Latex-Free and completely Biocompatible
<b>Case material</b>	Polycarbonate
<b>Display</b>	AMOLED (400 x 400 pixel)

\*All figures shown are for illustration purposes only and actual products may vary. Wear OS by Google, iPhone, Android, Bluetooth and Google Play are trademarks or registered trademarks of their respective owners.