


Bongos Installation


STEP: 1

Drill four (4) holes into the concrete 1/2 inch deeper than the anchor will penetrate. Make sure that the minimum embedment requirements are met. Clean out the holes.



STEP: 2


Hammer the bottom of the wedge anchor into the concrete. Make sure this is a tight fit.



Bongos Installation

STEP: 3

Using four (4) lock nuts and four (4) washers, tighten the nuts into the previously hammered in anchors.



Created By: Kelly D.
Date Modified: 12/01/2020