



Please ensure the Owner's Manual stays with the unit at all times.

SYMBOL LEGEND



CAUTION/ATTENTION



DATE OF MANUFACTURE

SN

SERIAL NUMBER



SEE INSTRUCTIONS FOR USE



Please be environmentally responsible and recycle this product through your recycling facility at its end of life.

Afin de préserver l'environnement, veuillez confier ce produit à votre centre de recyclage à la fin de sa durée de vie.



MANUFACTURER

Table of Contents

Introduction 1

Safety Precautions 2

Assembly 3

Maintenance 4

Usage 4

Limited Warranty 5



Serial number is located on the frame under the seat.

Date Purchased: _____

Serial#: _____

Model #: _____

Supplier: _____

Introduction

CONGRATULATIONS! You have selected one of our many fine mobility products. Your Shower/Commode Chair has been carefully designed and fabricated focusing on customer needs.

Shower/Commode Chair Description

ActiveAid shower and commode products are intended for individuals who are able to transfer independently or with assistance from a caregiver. They are a useful tool for rehabilitation or home use. ActiveAid shower and commode products can be individually configured to meet the specific needs of an individual.

Indications for Use

The **Shower/Commode Chair** is indicated for most individuals weighing up to **350 lbs. (158kg)**.

Intended Use

ActiveAid shower and commode products are intended to assist disabled individuals in performing activities of daily living (toileting and bathing).

This device is designed and intended for shower/commode use in accessibility compliant environments. Accessibility compliant environments generally outline that flooring surfaces are to be stable, firm and slip resistant. If ground and floor surfaces are encountered that are not within the appropriate accessible standards, the area in question should be brought within the code for disability accessibility before using the device.



This manual is an integral part of your Shower/Commode Chair product and should be read completely and thoroughly by anyone that will be operating the unit. This will ensure the product is assembled properly and used in the most beneficial manner.

The ActiveAid 101 should only be used under the guidance of a physician or therapist. Consult your physician or therapist for proper transfer techniques.

It is necessary to inspect your Shower/Commode chair at least weekly to ensure it is in safe operating condition. Adjustments that are listed in the product owner's manual can be made by the operator by following the instructions for use. After an adjustment is made, inspect the unit to ensure all hardware and adjustable components are properly secured per the instructions for use. Replacement of worn parts, major adjustments, or any other important corrections should be handled by an authorized supplier. Only ActiveAid, LLC approved replacement parts should be used to ensure safety and performance.

THANK YOU FOR BUYING AN ACTIVEAID PRODUCT!


Safety Precautions

- Please read and understand all safety precautions and user instructions prior to use.
 - The **Shower/Commode chair** is designed to accommodate most individuals up to **350 lbs. (158kg)**.
 - The expected service life of a **101** product is 3 years under normal use conditions. *Note: this may vary based on frequency of use.*
 - ActiveAid products are specifically designed to be used with ActiveAid accessories and options. Unless otherwise noted, accessories and options from other manufacturers have not been tested by ActiveAid and are not recommended for use with ActiveAid products.
 - Product modifications made without express written consent (including but not limited to, modification through the use of unauthorized parts or attachments) are not recommended and will void the product warranty.
 - This equipment is designed to accommodate a range of users; therefore, the unit has various adjustment slots and holes. Avoid placing fingers or other body parts in any of these areas.
 - Please dispose of packaging materials properly. Keep plastic bags away from children.
 - Do not make height adjustments while seated.
 - ActiveAid shower/commode chairs are designed for indoor use only.
 - Do not submerge the shower/commode chair.
 - Extreme movements laterally or front to back may cause the unit to tip. These movements will cause a change to the normal center of gravity of the chair.
-  • **Caution: Check all fasteners before operating.**
-  • **Caution: It is necessary to periodically check all fasteners (snap buttons, screws, nuts, bolts, clips, pull pins, handles, etc.) to ensure they are secure.**

Assembly **No tools are required for setup**

1. Remove all parts from the shipping container(s). Remove all packing material from the parts. Recycle shipping and packing materials in accordance with the recycling codes of your location.

Place the base upside down onto the floor (seat top on floor, frame legs up in air).




2. Choose one leg extension and line up with the frame leg. Depress the snap button and slide the leg extension onto the frame.

To adjust the seat height depress the snap button and slide the leg extensions up or down to obtain correct height.

Repeat for all 4 legs.

Note: Make sure that all leg extensions are adjusted to the same height and the snap buttons are engaged into the holes ensuring the leg extensions are locked into place.



3. Turn unit upright.



Maintenance

- It is necessary to inspect your Shower/Commode chair at least weekly to ensure it is in safe operating condition.
- Check all fasteners (snap buttons, screws, nuts, bolts, clips, pull pins, handles, etc.) to ensure they are present and secure.
- Check upholstery for tears and cracks.
- Check suction cups and crutch tips for flat spots, cracks and wear.
- Replace damaged or worn components. Contact your Supplier for repair/replacement of said parts before continuing use of the shower/commode chair.
- Use only recommended ActiveAid replacement parts; use of any other parts may void your warranty and cause damage to your device.

Cleaning/Disinfecting

- After each shower use, rinse the device with water to remove soap residue. Using a soft non-abrasive cloth or sponge, wipe the device down to remove water accumulation and product build up. Allow to dry completely before storing.
- When cleaning the unit, use a mild detergent with a soft non-abrasive cloth or sponge. Do not use harsh cleaning solvents or an abrasive cleaning agent.
- Upholstery pads may be cleaned with a non-abrasive, non-alcohol-based soap or sanitized using a bleach dilution of up to 1:10. Note, many anti-bacterial and disinfectant products contain alcohol and should not be used on the upholstery, due to the drying effect of the alcohol. Choose a non-alcohol-based sanitizer. Germicidal wipes that are rated to kill C-difficile spores may be used on the upholstery and the epoxy coated stainless steel.
- Urethane Coated Fabrics may be cleaned with a sponge or damp cloth to wipe the surface clean with warm water. As needed, they may be hand washed using warm water and a mild detergent. Do not use bleach. Line dry. Do not iron. Do not dry clean.

Parts Replacement

When asking your supplier to order replacement parts, please specify the serial number of the 101 unit. Your Supplier will contact ActiveAid Customer Service to obtain the necessary items for your specific unit.

If you have any questions, please contact your local supplier

Usage

Seat Height

To adjust the seat height depress the snap button and slide the leg extensions up or down to obtain correct height.

Suction Cup Option

Before use, rinse and dry the suction cups prior to use to remove any dust, etc. Clean, rinse and dry the smooth flat flooring surface which they are intended to stick to (removing any mineral deposits, soap scum, etc.).

Press each individual suction cup into the smooth flooring surface.

To move the unit with suction cup option, break the seal of the suction cup first by lifting on the lip of the cup to allow air to get into it.

Limited Warranty

This warranty is extended only to the original purchaser/customer (or supplier non consumer who does not buy or resell). ActiveAid, LLC, warrants the 101 against defects in materials and workmanship as listed below.

- Stainless Steel Frames – 3 year warranty
- Brake mechanisms, locking mechanisms, wheels and casters – 1 year warranty
- Other metal and structural parts not of stainless steel--1 year warranty
- Upholstered components, plastic pads, rubber parts, painted surfaces, bearings and other parts not specifically identified above – 6 months warranty

The warranty period commences on the original ship date from ActiveAid. Any product proven to ActiveAid's satisfaction to be defective and within warranty period shall be repaired or replaced at ActiveAid's option.

ACTIVEAID's SOLE OBLIGATION AND YOUR EXCLUSIVE REMEDY UNDER THIS WARRANTY SHALL BE LIMITED TO SUCH REPAIR AND/OR REPLACEMENT. This warranty does not include any labor charges incurred in replacement parts installation. For warranty service, please contact the authorized supplier from whom you purchased your ActiveAid product. In the event you do not receive satisfactory warranty service, please contact ActiveAid at the address below. Do not return products to our factory without prior authorization.

LIMITATIONS AND EXCLUSIONS: The foregoing warranty shall not apply to serial numbered products if the serial number has been removed or defaced. Products subject to negligence, abuse, misuse, improper maintenance, improper storage, or damages beyond ActiveAid's control are not covered by this warranty, and that evaluation will be solely determined by ActiveAid. Products modified without ActiveAid's express written consent (including but not limited to, modification through the use of unauthorized parts or attachments) are not covered by this warranty. The warranty shall not apply to problems arising from normal wear or failure to follow instructions. The warranty will be void if parts not manufactured by ActiveAid or parts not complying with original equipment specifications are added to an ActiveAid product.

THE FOREGOING WARRANTY IS EXCLUSIVE AND IN LIEU OF ALL OTHER EXPRESS WARRANTIES. ACTIVEAID SHALL NOT BE LIABLE FOR ANY CONSEQUENTIAL OR INCIDENTAL DAMAGES WHATSOEVER.

ActiveAid maintains a policy of continual product improvement and reserves the right to change features, specifications, and prices without prior notification. Check with ActiveAid for latest information.



ActiveAid, LLC.