

BATH HAND GRIP with SafetyGrip®

SG780

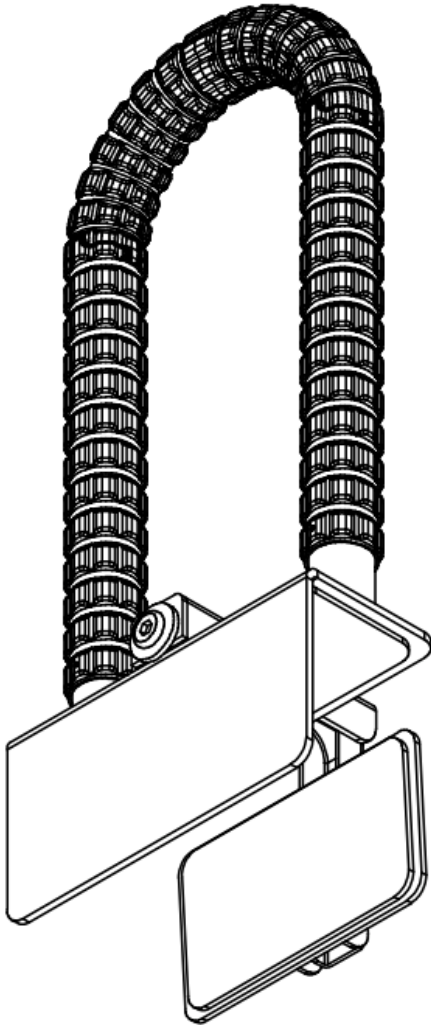


Table of Contents

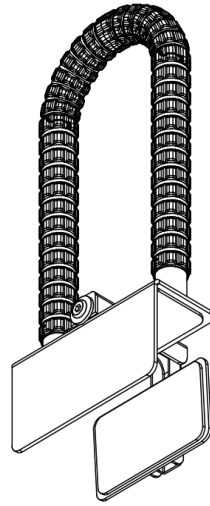
- SG780 Installation Instruction (4 Pages)

Specifications:

- Product Name: Bath Hand Grip
- Product#: SG780
- Maximum User Weight: 350lbs (158kg)



KIT CONTENTS



TOOLS



HEX KEY

PRODUCT INFORMATION

The SG780 Bath Hand Grip feature our patented interlocking SafetyGrip® and the long-lasting protection of embedded antimicrobial AlphaSan® RC5000 silver ions powder for all parts except hardware. For more details about AlphaSan®

- This SG780 is designed to assist with sit-up, reposition, balance, stand, or transfer for persons weighing up to 350lbs (158kg) and is **not designed** to bear the full weight of the user.
- **NOT DESIGNED FOR FIBERGLASS SURFACES.**

INSTALLATION

Installer Note: Make sure that all surfaces where you want to clamp SG780 Bath Hand Grip are clean and dry.

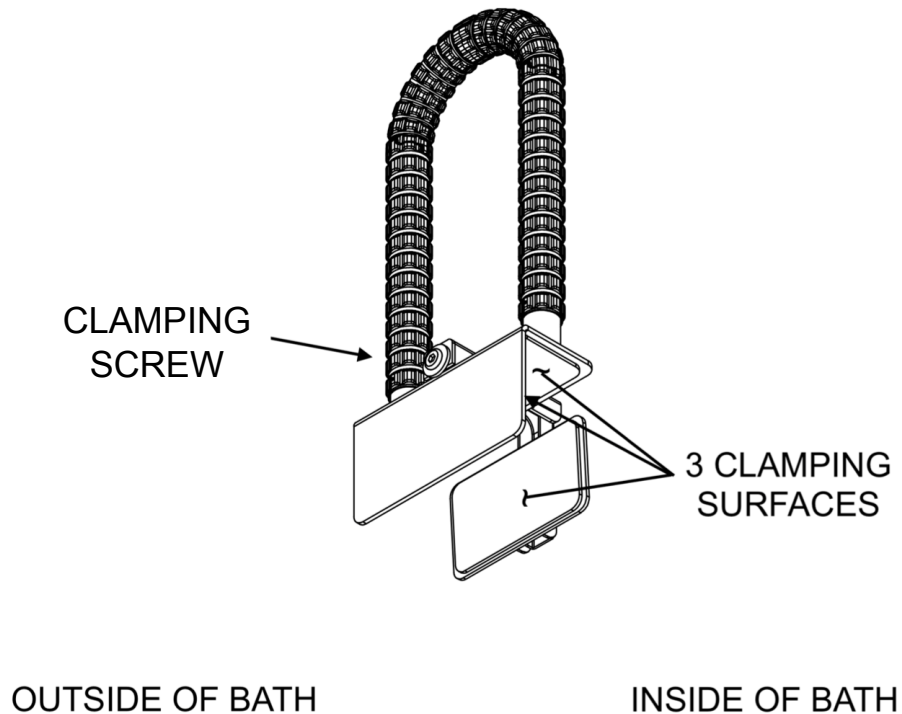
STEP 1: Position the Bath Hand Grip

Position the Bath Hand Grip over the edge of the bath tub where you want it located.

STEP 2: Securely Tighten The Clamp

Securely tighten the clamp onto the side of the bath tub using the Hex Key. There are 3 non-slip surfaces on this Bath Hand Grip. Make sure that all 3 are in full contact with your bath tub surfaces where you are mounting this unit. Finally, make sure that the Bath Hand Grip does not move when you push and pull on it.

Installer Note: Keep the Hex Key because you will need it to maintain the safety of your Bath Hand Grip



MAINTENANCE

- **VERY IMPORTANT:** It is important to inspect the Product(s) frequently.
- Stop using immediately if damaged or broken, or if parts are missing.
- Stop using immediately if Product(s) shift out of the original installed position(s) until they are readjusted into the correct position.
- To clean, use a damp cloth with soap and water or mild household cleaner, wipe clean and dry before using.

WARRANTY

For Warranty details, refer to the Warranty details on the Hartmobility Inc.



Questions. Comments. Concerns.

Hartmobility reserves the right to update and revise our products. Refer to our website for the most up-to-date version of this document.

