


***ROHO® DRY
FLOATATION™***

***Mattress
System***



The ROHO Group, Inc.

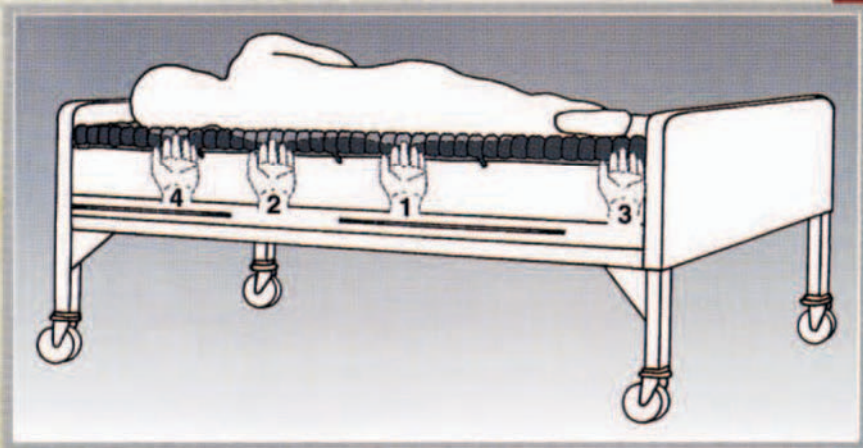
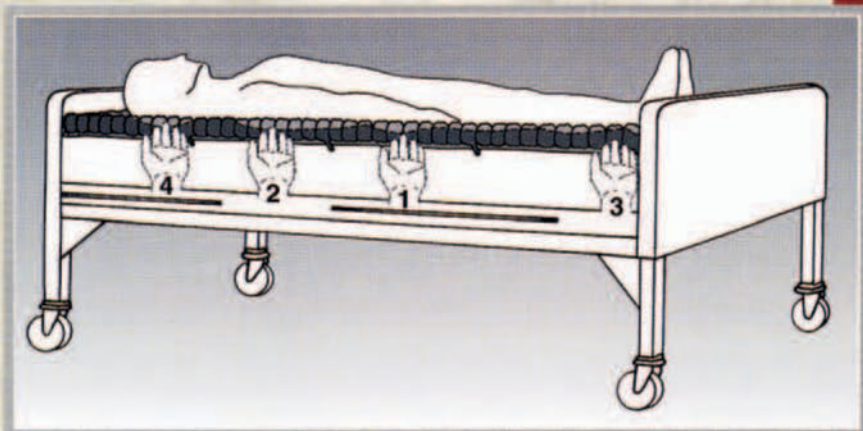
Proper Immersion?

It is important your patient is immersed into the air cells of the ROHO Mattress. Proper immersion is achieved by adjusting each of the four ROHO Mattress sections to your specific

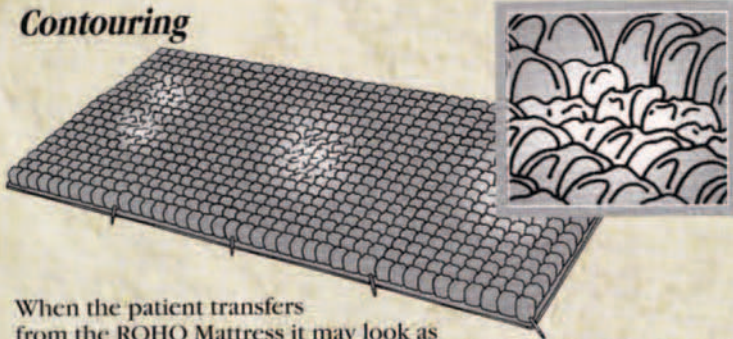
patient's needs. By placing your open hand under your patient's bony prominences (see diagram below) and then releasing air out of each ROHO Mattress section until each of the areas of high risk are approximately one half inch off of the base of the ROHO Mattress, maximum therapeutic benefits will be realized.

This immersion process and design of the ROHO Mattress allows for a unique fit to your patient, one that conforms to his/her distinct body shape and size.



The ROHO Mattress provides an ideal environment for healing of compromised tissues, as well as for long term protection and care.



Contouring





When the patient transfers from the ROHO Mattress it may look as though the system has lost air or is not inflated enough for the patient. **DO NOT ADD AIR.** The above diagram is an example of the immersion and contouring of the ROHO Mattress to the patient's body shape and size*. When properly adjusted the patient is immersed **into** the ROHO Mattress... Not lying on top of the air cells.



*Contouring may not be apparent with extremely thin patients.

ROHO[®] DRY FLOATATION[®] Mattress Information



If your patient has special positioning needs while side lying on his/her side or back, a pillow can be placed beneath the ROHO[®] Mattress. This allows your patients to benefit from the therapeutic advantages of the ROHO Mattress while being positioned specific to their needs.

CPR can be performed with or without a cardiac board between the patient and the ROHO Mattress. It is not necessary to deflate the ROHO Mattress to achieve sufficient compression levels.

CLEANING: The ROHO Mattress can be cleaned with soap and water. A disinfectant can also be used. Avoid alcohol based products as they can damage the ROHO Mattress.

MINIMIZE LINENS. Too much linen between the ROHO Mattress System and the patient can compromise therapeutic performance. It is recommended that a maximum of:

1. One flat or contoured sheet be arranged loosely over the ROHO Mattress System.
2. If needed, a draw sheet for patient moving and transferring can be used.
3. If needed, one incontinence pad. Protective incontinence covers are available.

For more information contact your specialist in DRY FLOATATION technology.

