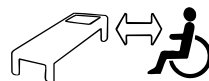


# QuickMove

SystemRoMedic



Max: 170 kg/375 lbs

The QuickMove is an active transfer and transport aid, designed for users with poor balance and reduced lower limb strength. Users will need a degree of arm strength and standing function in order to actively participate in the transfer. The QuickMove is an ideal aid for users who can raise themselves to an upright, or semi-upright position to be transferred. The QuickMove can also be used as a turning device to transfer the user from bed to chair or similar.

SystemRoMedic is a series of different models of transfer assistive devices. The choice of assistive devices depends on the transfer situation and the patient's functional capability and needs.



## Functional inspection

### Visual inspection

Check the condition and function of the assistive device regularly. Check to ensure that seams and material are free from damage. If there are signs of wear, the product must be inspected and serviced.



## Always read the instructions

Always read the manuals for all assistive devices used during a transfer.

Keep the manual where it is accessible to users of the product.

Do not leave the patient unattended during a transfer situation.

The product should be inspected yearly, and otherwise as required, by a qualified technician. Service must be performed by a qualified technician.

## Description of parts



## Functions



- **Split seat pads:** both swing away and flip-up. (picture 1).
- **Knee pad:** depth and height adjustable and tiltable.
- **Foot pedal:** for adjusting leg spread in and out.
- **Angle adjustment crossbar:** adjusts seat and handgrip angle up or down to optimise seating comfort and positioning of user. (picture 2).
- **Seat depth:** two positions, manually adjustable.
- **Footplate:** covered with non-slip surface, detachable.

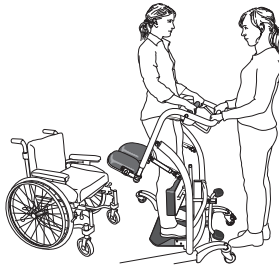
## Special requirements and conditions

- QuickMove is not intended for long transfers.
- QuickMove can only be used on flat floor.

**To transfer with QuickMove, the patient must be able to:**

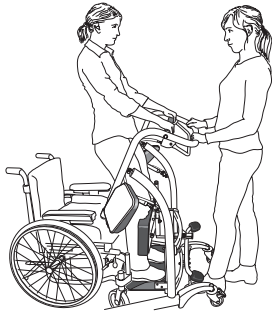
- support weight while standing
- stand up and maintain balance (with support)
- grasp handles
- understand instructions

## Testing standing function



QuickMove is ideal for testing a patient's standing function in cases where there is uncertainty as to whether the patient is able to rise from a seated to a standing position.

## Training standing function



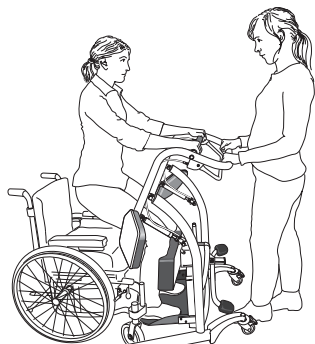
QuickMove can be used to train the patient's standing, sitting and sit-to-stand function. To measure improvement, use a stopwatch or clock with a second hand to time the patient.

## Farther back in the chair

If the patient slides forward in the wheelchair, the QuickMove can be used to help the patient to slide farther back in the chair.

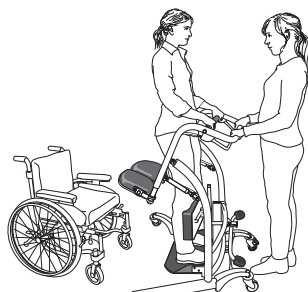
Remove/raise the wheelchair foot plates, and then run the QuickMove in towards the wheelchair. The patient places his/her feet on the foot plate, grasps the raising ladder, leans forward, and then lifts from the seat. The caregiver provides counter pressure. Slide the patient farther back in the chair when he/she has lifted slightly from the seat.

## Using QuickMove

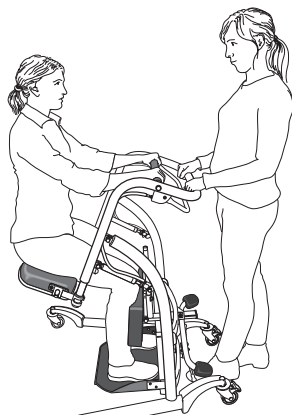


Place the QuickMove as close to the patient as possible and ask the patient to place his or her feet on the footrest. Adjust both the height and depth of the leg supports, as well as the seat depth, if necessary.

The patient can then grasp the soft handlebar and rise to a standing position.



When the patient has risen to a standing position, the caregiver lowers the seat behind the patient.

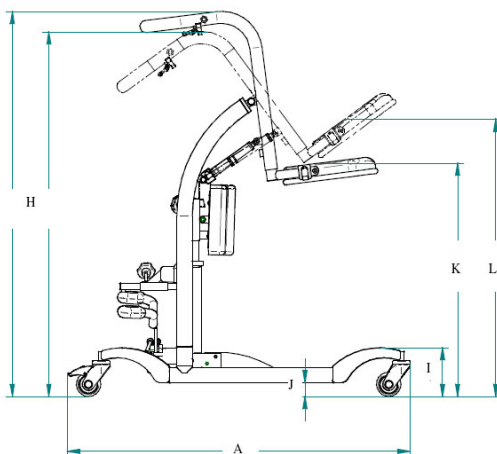
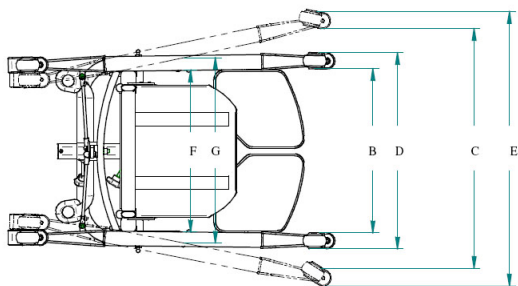


The patient will then be able to sit during transfer. For optimal sitting comfort, the caregiver can regulate the angle of the seat using the adjustment bar on the handlebar. This function also facilitates standing, since the sitting height is higher and the patient's legs are straighter.

## Technical information

A Length	900-1030 mm	35.4 – 40.5"
B Width, inner. Min. leg spread. Castor to castor.	455 mm	17.9"
C Width, inner. Max. leg spread. Castor to castor.	830 mm	32.6"
D Width, outer. Min. leg spread. Castor to castor.	615 mm	24.2"
E Width, outer. Max. leg spread. Castor to castor.	1050 mm	41.3"
F Width between legs. Min. leg spread.	480 mm	18.8"
G Width between legs. Max. leg spread.	620 mm	24.4"
H Height adjustment: Floor to pushbar	1065 – 1120 mm	41.9 – 44"
I Height: Floor top of castor frame	140 mm	5.5"
J Height: Floor top of leg	45 mm	1.7"
K Seat height: Min.	730 mm	28.7"
L Seat height: Max.	850 mm	33.4"

Seat width:	480 mm	18.8"
Seat depth:	265 mm	10.4"
Castor Ø	Ø80 mm	Ø3"
Weight:	35 kg	77 lbs
Max. weight capacity:	170 kg	375 lbs



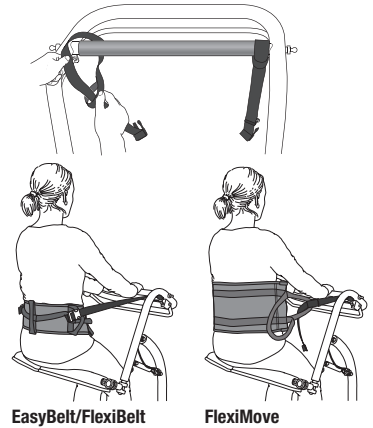
## Care of the product

- Use a soft cloth and mild cleaning agent such as dishwashing liquid or car shampoo to clean the QuickMove. Do not use abrasive cloths or brushes.
- Do not use solvents.
- To disinfect, use 70% alcohol.

## Accessories

### SupportStraps

SupportStraps can together with EasyBelt/FlexiBelt/ReadyBelt or FlexiMove be used as torso/side support to QuickMove.



EasyBelt/FlexiBelt

FlexiMove