



## User Guide Okapi Daycare Changing Table



Small (35.5" length)

SKU: R8921000/RB1922

EAN: 5708590367170

Previous version: R8721/RB1922



Child (55" length)

SKU: R8922000/RB1922

EAN: 5708590367187

Previous version: R8722/RB1922

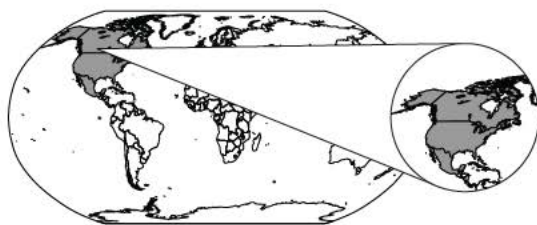


Includes RB1922

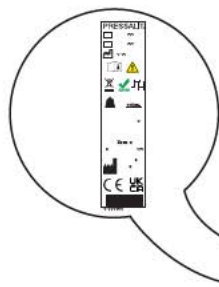
Safety Rail for Folding Changing Tables




The guarantee covers faults or defects in material or manufacture within a period of 5 years. Products are subject to minor technical modifications and design deviations. E.&O.E.



120V





R8708



R8701, R8702



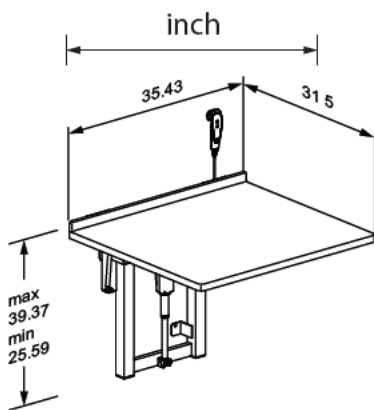
R8709



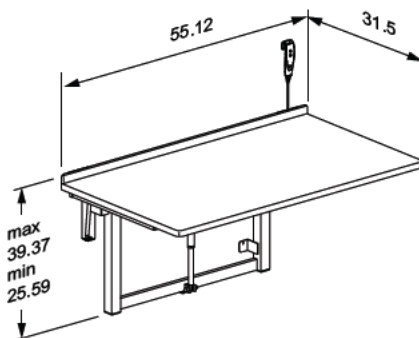
	 	 
R8721, R8921	35 / 77 lbs	75 kg / 165 lbs
R8722, R8922	42 / 93 lbs	75 kg / 165 lbs



	<b>Max P</b>	<b>U</b>	<b>Max I</b>
R8921, R8922	75W	120V	0.7



R8721, R8921



R8722, R8922

## Mounting instruction



A mounting instruction is included with the product. It can also be downloaded from [pressalit.com](http://pressalit.com).

## Operational signage



An operational signage can be downloaded from [pressalit.com](http://pressalit.com).

**IMPORTANT**

RETAIN THIS MANUAL FOR FUTURE REFERENCE. READ CAREFULLY.

## Symbols used in this manual

The following symbols are used in this manual as well as the associated documentation supplied with the product.

 <b>WARNING</b>				<p><b>WARNING</b> indicates a potentially hazardous situation which, if not avoided, could result in death or serious injury.</p>
 <b>CAUTION</b>				<p><b>CAUTION</b> indicates a potentially hazardous situation which, if not avoided, may result in minor or moderate injury. It may also be used to alert against unsafe practices.</p>
<b>IMPORTANT</b>				<p><b>IMPORTANT</b> indicates important information about handling and use of the product.</p>
<b>NOTICE</b>				<p><b>NOTICE</b> is used to address practices not related to personal safety.</p>
 <p>Hand injury warning</p>	 <p>Head injury warning</p>	 <p>Electricity / voltage warning</p>	 <p>Strong heat warning</p>	
 <p>Do not leave child unattended</p>	 <p>Compatible products</p>	 <p>Spare parts</p>	 <p>Power specifications</p>	
 <p>Product weight</p>	 <p>Max. user weight</p>	 <p>Article number / versions</p>		

## General safety

### **WARNING**

- Read and understand the manual completely before use. Keep the manual close to the unit.
- Comply with this manual to avoid accidents involving serious personal injury.
- Never use or handle this product in other ways than are specified in this manual, as this can put your safety at risk and cause damage to the product.
- Make sure that everyone who is to install or use the product and its systems has the necessary information and access to this manual.

### **CAUTION**

- Please comply with these instructions to avoid the product becoming damaged or destroyed.
- Do not perform repairs, disassembly, or assembly operations, extensions, re-adjustments or modifications to this product. These must be carried out by Pressalit or by persons authorized by Pressalit only.
- Never allow children to operate this product unless under supervision. The product is not intended for play.
- Never use the product if it is defective or damaged. Do not use a defective product before it has been repaired.

### **NOTICE**

- The information in this manual is based on correct fitting of the product in accordance with our mounting instruction.
- Pressalit cannot be held liable if the product is used in any way which differs from that described in the guide.
- We reserve the right to amend this manual without prior notice.

## Intended use

This product is intended for optimum ergonomics when caring for children.

**When using a changing table with one actuator, the weight of the child must not exceed 75 kg / 165 lbs.**

**When using a changing table with two actuators, the weight of the child must not exceed 150 kg / 330 lbs.**

## Intended operator profile

The product shall only be operated by adults.

## Operating environment

The product is intended to be used indoor at room temperature under normal working conditions.



**Do not leave the child unattended.**



**Be aware of the risk of open fires and other sources of strong heat, such as electric bar fires, gas fires, etc. in the near vicinity of the changing table.**



**CAUTION**

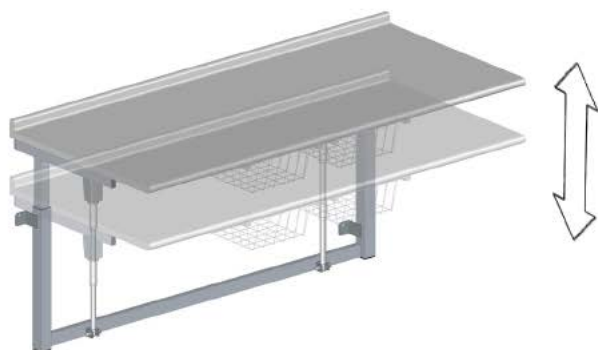
Never allow children to operate this product without supervision.

**NOTICE**

Always place the child on a changing table mattress and not directly on the table.

# Operating instructions

The changing table can be adjusted from 650 to 1000 mm / 25 to 39 inches up and down.



Built-in baskets not included. Contact our sales office for more information.

The height adjustment is controlled by the wired remote control unit.



Press and hold the up button to raise the unit. When the button is released, the motion stops.



Press and hold the down button to lower the unit. When the button is released, the motion stops.



**To avoid risk of strangulation, make sure that the wired remote control is placed in its holder when not in use.**



**Take care to avoid injury to hands and head when in the vicinity of moving mechanical parts.**

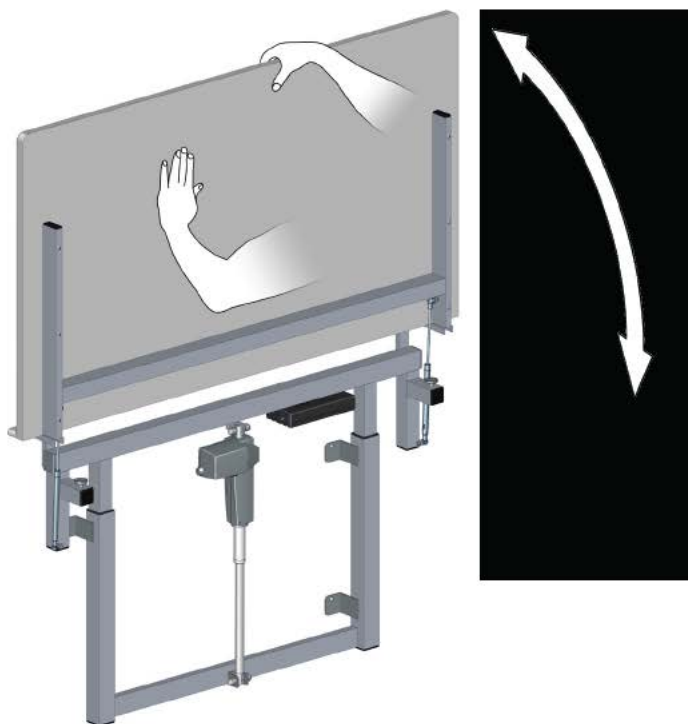


Never place objects underneath the changing table.



## Folding up and down

The models R8721, R8921, R8722, R8922 can be folded up against the wall after use.



When folding the table up and down, make sure you support the lying surface using your hand and/or body to avoid risk of damage.

The built-in pneumatic gas cylinders make it easy to fold the table up and down.



**Take care to avoid injury to hands and head when in the vicinity of moving mechanical parts.**

# Cleaning

The product is to be cleaned with hot water or a mild soapy cleaning agent. A list of suitable cleaning agents tested by Pressalit can be found on [pressalit.com](http://pressalit.com).

## CAUTION

Always read the material safety data sheet (MSDS) and supplied instructions of the cleaning, disinfecting or de-scaling agent and comply with instructions for safe use, dilution, rinsing, drying, handling and storage of the agent.

## IMPORTANT

- Do not use an autoclave or other type of steam cleaner.
- Avoid aggressive cleaning agents containing acids.
- Never spray the product directly with a high pressure cleaner.
- Avoid use of abrasive, corrosive or chlorine-based cleaning or disinfecting products.

# Maintenance

Expected service life of the changing table is 9 years, provided that maintenance is carried out as described below:

It is recommended on a weekly basis to run the motors on the product to their maximum positions by raising the product to its full height, and then lowering it to its lowest position, so that the internal parts are lubricated.

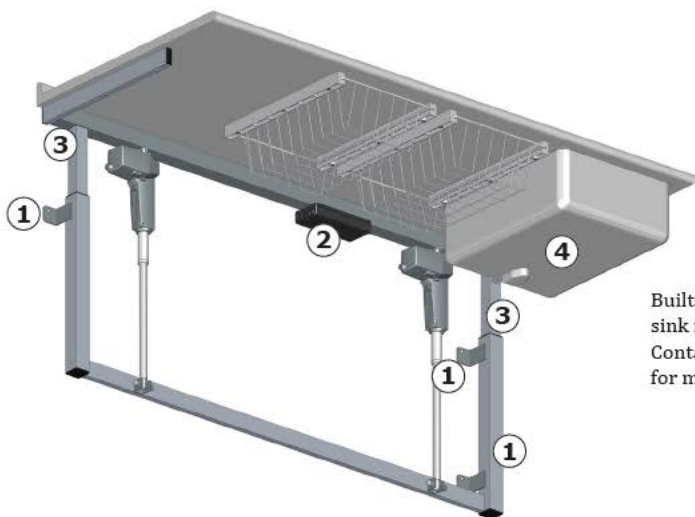
It is recommended that maintenance inspection is done once a year.

## Maintenance inspection

Take the changing table to its highest position.



**Disconnect mains  
before inspection.**

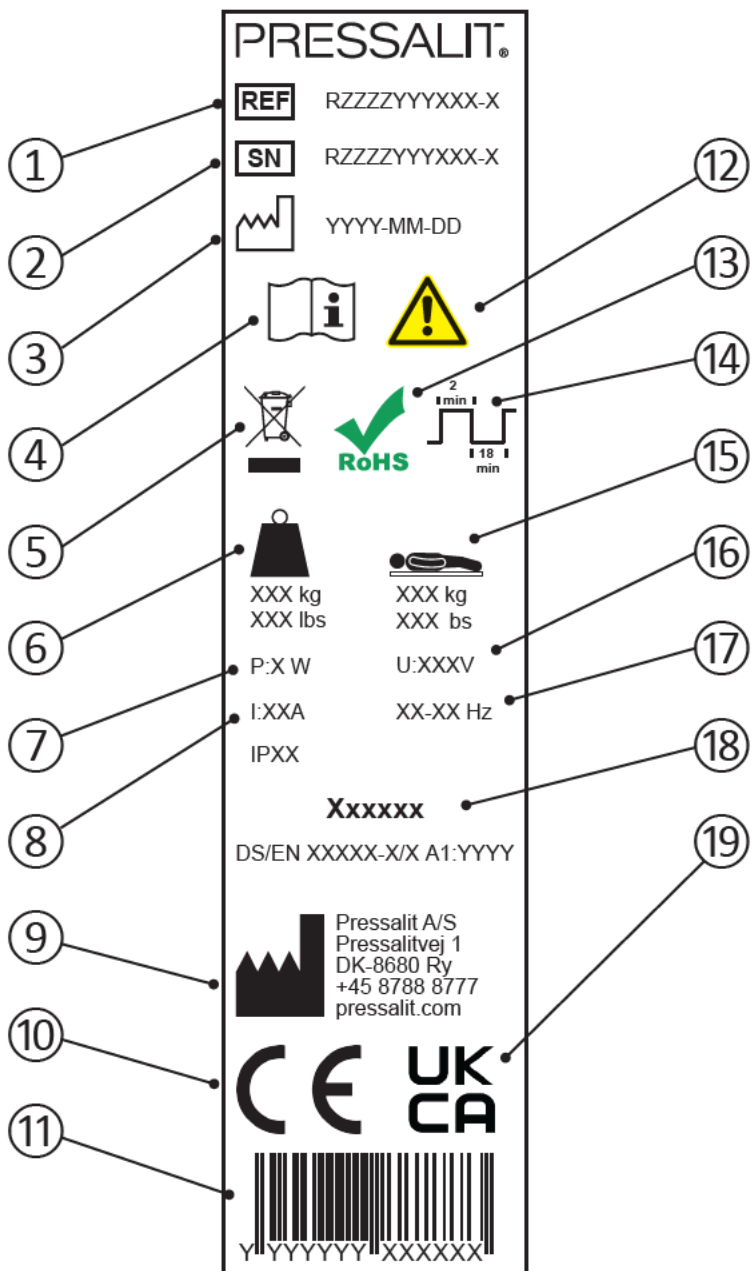


Built-in baskets and/or sink not included.  
Contact our sales office for more information.

- Check the wall brackets ① and tighten if necessary.
- Check all electrical connections to the control box ②.
- Oil moving parts, especially the sliding brackets ③.
- Check the sink drain ④ for leaks (if a sink is fitted).

Reconnect mains.

# Product label



①	Article number
②	Serial number
③	Production date
④	Consult manual for use
⑤	Do not dispose as unsorted municipal waste. The product should be collected separately and returned to the designated recycling service.
⑥	Product weight
⑦	Maximum power consumption
⑧	Electric current
⑨	Name and address of manufacturer
⑩	<p>These products are CE-marked in accordance with relevant requirements in:</p> <ul style="list-style-type: none"> <li>• Council Directive 2006/42/EC (of 17 May 2006) on machinery.</li> <li>• Council Directive 2011/65/EC (of 8 June 2011) on RoHS.</li> </ul>
⑪	EAN 13 barcode
⑫	Consult the manual for important cautionary information such as warnings and precautions.
⑬	This product does not contain any of the hazardous substances mentioned in the Council Directive 2011/65/EC on RoHS.
⑭	Duty cycle
⑮	Maximum user weight
⑯	Mains voltage
⑰	Frequency
⑱	Standard, which product is manufactured in accordance with (if any).
⑲	<p>These products are UKCA-marked in accordance with relevant requirements in:</p> <ul style="list-style-type: none"> <li>• Supply of Machinery (Safety) Regulations 2008.</li> <li>• The restriction of the use of certain hazardous substances in electrical and electronic equipment regulations 2012.</li> </ul> <p>A declaration of conformity can be found at <a href="http://pressalit.com">pressalit.com</a>.</p>

# Trouble-shooting

Symptom	Cause	Action
The product will not work, even though the wired remote control is used correctly.	Fault in power supply.	Check that all wires and plugs are intact and correctly connected. Contact Pressalit A/S or your local dealer.
The product runs up and down unevenly.	The sliding brackets are not properly lubricated.	Oil the sliding brackets as described under "Maintenance".
The baskets are unable to close/open.	The basket may have been twisted unintentionally.	Try to straighten the basket.

Contact Pressalit A/S or your dealer if the problem cannot be remedied. Do not attempt to repair the product yourself, as this will invalidate the warranty.

# Storage and transportation

- The temperature for transportation and storage of the unit must be between 5 and 40° Celsius (41 and 104° F).
- The unit must always be transported in its original packaging.
- Avoid subjecting the packaging to shocks and impacts.
- Do not use the product if the packaging is broken or damaged.

# Disposal and recycling

The unit contains reusable materials. There are no known hazards or risks associated with disposal of the product. All components can be discarded after having been cleaned and disinfected.

When disposing of the product, we recommend that it be disassembled and broken down into different waste groups for recycling or combustion.

The following table provides information on the recycling and handling of the product.

<b>Recyclable components</b>	<b>Material</b>
Steel	Steel can be recycled by being melted down and included as a secondary material in the production of new steel.
Plastics	Use plastic sorting and recycling systems where they are locally available, otherwise incinerating plastic has the added benefit of generating energy which can be used for, for example, combined heat and power production.
Electronics	The electronic components should be collected separately and returned to the designated recycling service.