

*Posey Side Rail Wedges help protect patients from injury by helping close the gaps around the perimeter of the mattress and by cushioning the side rails and the headboard or footboard. They also help to deter the patient's release of restraints. Each Side Rail Wedge attaches with hook and loop straps and is made of durable, medium density foam and covered in soft, water-repellent vinyl. Meets CA #117, Section E Flame Retardancy Standards.*

**REF 5708** 35"L x 17"H x 2"D (89 cm x 43 cm x 5 cm)

**REF 5708S** 30"L x 17"H x 2"D (76 cm x 43 cm x 5 cm)

### Monitoring

**⚠️WARNING** Posey Side Rail Wedges will not prevent a determined patient from exiting the bed, going over or attempting to go between or through side rail gaps. **DO NOT** articulate bed if product is applied. **ALWAYS** follow your facility's policies and procedures for patient assessment, monitoring and rehabilitation.

### Application Instructions:

1. Inspect product prior to use. **DO NOT** use soiled or damaged products.
2. With the bed flat, position the Side Rail Wedge on the inside of the side rail so that the wedge fits snugly between the mattress and the side rail (Fig. 1).
3. Open the hook and loop straps and reapply them so that the Side Rail Wedge is secured to the side rail.
4. Check for proper fit. Modified beds may not be compatible with Posey Side Rail Wedges.

### Side Rail Wedges have multiple uses:

Figure A: Use one to close the gap between the half side rails.

Figure B: Use one to cover the half side rail at the head or foot of the bed.

Figure C: Zip two together to provide full length protection up to 6' (1.83 m) of double half rails, three quarter, or full side rails.

Figure D: Use one at the head or foot of the bed to cover/protect the headboard or footboard.

### Cleaning Instructions:

Wipe clean with soap and water or disinfectant.

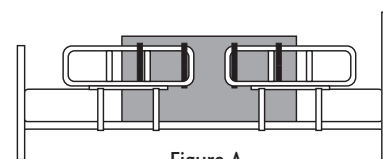



Figure A

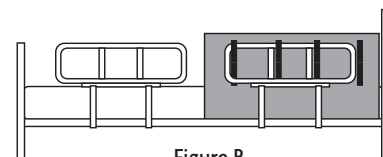


Figure B

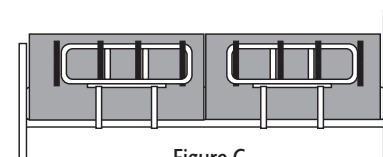


Figure C



Figure D

### Disposal

**⚠️WARNING** Properly dispose of the product per facility's policy for BIOHAZARDOUS materials.

### Storage and Handling

This device is designed for use in normal indoor environments. This device may be stored in ambient warehouse temperatures at normal humidity levels. Avoid excess moisture or high humidity that may damage product materials.

Refer to the Posey Catalog for the Posey product/bed cross-reference guide to check for compatibility with certain bed models.