


PARTS LIST



Image Number	Note	Part Number	Description	QTY per Product
1	A	400530	CASTER, NYLON 3" TOTAL LOCK, (NO LONGER AVAILABLE)	3
1	A	400540	CASTER, NYLON 3" DIRECT. LOCK, (NO LONGER AVAILABLE)	1
1		566400	BOLT-CARRIAGE ZINC 1/4-20 X 1 1/4	4
1		566204	NUT-1/4-20 HEX NYLON LOCKNUT ZINC	4
2	B	400280	CASTER, NYLON 3" WHEEL BRAKE, BLACK	4
2	C	400290	CASTER, W/STEP STEM, NYLON 3" WHEEL BRAKE, BLACK	4
2		566400	BOLT-CARRIAGE ZINC 1/4-20 X 1 1/4	4
2		566204	NUT-1/4-20 HEX NYLON LOCKNUT ZINC	4
3	D	400270	CASTER, NYLON 3" TWIN WHEEL- LOCK, BLACK	4
3	D	702270	SOCKET, CASTER INSERT 1" SQ 1, GRIP RING STEM	4
4	E	700500	PEDESTAL FOOT, PLASTIC	4
4	E	702260	STEM SOCKET, GRIP NECK, SQ, .437 X 1.0 nylon, Black.	4

NOTES

Note	Description
A	No longer available. Must order (4) 400290 (IMAGE 2)
B	Replacements ONLY for chairs with serial # 540100095 to 540100388.
C	For 5400 chair models made ON or AFTER serial # 540100389
D	5405 chair models. Both parts (IMAGE 3) MUST be ordered to switch from 5400 to 5405
E	5404 chair models. Both parts (IMAGE 4) MUST be ordered to switch from 5400 to 5404
	<i>Left & Right is determined - as if sitting in the chair</i>



1A 1B





PARTS LIST

Image Number	Note	Part Number	Description	QTY per Product
1	A	N/A	540 MAIN FRAME	1
VERSION 1 & 3				
1A	C	N/A	5/16 X 1-1/2 SCKT SHOULDER SCREW (NO LONGER AVAILABLE)	2
1A	C	N/A	WASHER-1/4 FLAT WASHER (NO LONGER AVAILABLE)	2
2	C,E	215485K	POSITION LOCK BRACKET INSTALLATION KIT (540 STYLE)	1
2	F	215485L	WELDED RETRO POSITION LOCK BRACKET, LEFT - 540	1
2	F	215485R	WELDED RETRO POSITION LOCK BRACKET, RIGHT - 540	1
2	F	566572	SCREW, BUTTON HEAD 1/4-20 X 3/4"	4
VERSION 2				
1B	B,D	215470	WELDED POS. LOCK BRKT W/PIN (540 style)	2
1B	B,D	566410	BOLT - 5/16 X 3/4 HEX HEAD	4
3		215450	WELDED REAR FRAME BRACE (540 style)	1
3		566572	SCREW, BUTTON HEAD 1/4-20 X 3/4"	4

NOTES

Note	Description
A	Please call customer service for assistance.
B	All parts w/ "NOTE B" must be ordered together.
C	540 models made BEFORE serial # 540100092 MUST order 215485K (IMAGE 2)
D	540 models WITH serial # 540100092 to 540100240
E	540 models WITH serial # 540100241 & AFTER ONLY
F	It is NOT recommended that these parts be sold separately however in special cases they can be.
	<i>Left & Right is determined - as if sitting in the chair</i>






PARTS LIST

Image Number	Note	Part Number	Description	QTY per Product
1A		403820	585 MECH W/SEAT RL & SAF SHLD- RIGHT	1
1B		566204	NUT-1/4-20 HEX NYLON LOCKNUT ZINC	4
1C		566401	BOLT-CARRIAGE 1/4-20 X 1 1/2 ZINC	4
1D		210211	585 SPREADER TUBE ASSEMBLY	4
1E		566517	SCREW-MACH 1/4-20 X 1 PAN PHILLIP M/S ZINC	2
1F		403720	585 MECH W/SEAT RL & SAF SHLD- LEFT	1
2		210140K	525 BACK FRAME KIT ASSEMBLED COMPLETE	1
2		233900	POSITION LOCK NOTCHED BAR (WELDED)	1
2A		566506	SCREW-MACH 1/4-20 X 1 1/2 RND PHIL M/S ZINC	2
2B		566515	SCREW-MACH 10-24 X 1 3/4 PAN PHILLIP M/S ZINC	4
2		566310	WASHER-1/4 NYLON F/W (.275 X .50 X .0625)	2
2		566204	NUT-1/4-20 HEX NYLON LOCKNUT ZINC	2

NOTES

Note	Description
A	It is NOT recommended that these parts be sold seperately however in special cases they can be. <i>Left & Right is determined - as if sitting in the chair</i>




PARTS LIST

Image Number	Note	Part Number	Description	QTY per Product
1	A, B	U0320XX	UPHOLSTERED 585 SEAT	1
1		566515	SCREW-MACH 10-24 X 1 3/4 PAN PHILLIP M/S ZINC	4
2	A, B	U1404XX	FRONT APRON FOR 585	1
2		229945	535 APRON SLAT	2
2		566534	SCREW-TAP 10 X 3/4 RND WASHER SQ T/S ZINC	4
3	A, B	U1008XX	UPHOLSTERED 540 LEGREST	1
3		566511	SCREW-MACH 10-24 X 3/4 PAN PHIL M/S ZINC	4

NOTES

Note	Description
A	XX- Use color code for specific part number i.e. 02 - Royal Blue
B	Screws needed to attach this product are included
OPTION	For TB133 Add TB after Part Number i.e. U100502 TB
	Use 00 in place of options code if option IS NOT applicable i.e. U100602 00 For Upholstered Seat without TB



PARTS LIST

Image Number	Note	Part Number	Description	QTY per Product
	D		VERSION 1	
1	A,D	208030LK	URETHANE ARM REPLACEMENT KIT (5400 STYLE) - LEFT	1
1	A,D	208030RK	URETHANE ARM REPLACEMENT KIT (5400 STYLE) - RIGHT	1
1	C	500115	SCREW, DOUBLE END, 1/4-20	6
1	C	566204	NUT-1/4-20 HEX NYLON LOCKNUT ZINC	6
	E		VERSION 2	
1	A,E	208035LK	URETHANE ARM REPLACEMENT KIT (5400 STYLE) - LEFT	1
1	A,E	208035RK	URETHANE ARM REPLACEMENT KIT (5400 STYLE) - RIGHT	1
1	C	500115	SCREW, DOUBLE END, 1/4-20	6
1	C	566204	NUT-1/4-20 HEX NYLON LOCKNUT ZINC	6
2	A, B	U0212XX	UPHOLSTERED 540 BACK	1
2		556515	SCREW-MACH 10-24 X 1 3/4 PAN PHILLIP M/S ZINC	4
3A		U0607XX	540-557-670 VINYL SIDE PANEL, LEFT	1
3B		U0707XX	540-557-670 VINYL SIDE PANEL, RIGHT	1

NOTES

Note	Description
A	Hardware needed to attach this product is included
B	XX- Use color code for specific part number i.e. 02 - Royal Blue
C	Parts are included in the above listed kits
D	540 Chair Models made BEFORE July 16, 2012
E	540 Chair Models made ON or AFTER July 16, 2012
OPTION	For TB133 Add TB after Part Number i.e. U010702TB
	Use 00 in place of options code if option IS NOT applicable i.e. U10060200 For Upholstered Seat without TB
	<i>Left & Right is determined - as if sitting in the chair</i>

For additional options please see:

PIVOT TABLE OPTIONS PAGE, SIDE TABLE OPTIONS PAGE,

IV POLE OPTIONS PAGE, OXYGEN TANK HOLDER OPTIONS PAGE



Revision History

REV	Effective Date	CCR Number	Description of Change
01	11/22/17	DCC 17-071	Misc. minor changes.