


PARTS LIST

| Image Number | Note | Part Number | Description | QTY per Product |
|--------------|---------|-------------|--|-----------------|
| 1 | A,B,F | 226102 | WELDED MAIN FRAME (574A-575B style) | 1 |
| 1A | | 501060 | 5/16" METAL GLIDE INSERT 570/571 | 4 |
| 1B | | 500350 | GLIDE NON-SWIVEL ZINC 5/16X1" NP LN | 4 |
| 2 | C, D, E | 501210 | STAR KNOB, BLK 1/4-20 X 1 1/2" STL STUD | 1* |
| 2 | F | 501215 | STAR KNOB, BLK 5/16-18 X 1 1/2" STL STUD | 1* |
| 3 | C | 226250 | 570 ARM COLUMN SLAT (570-575) | 2* |
| 4 | D | 400880 | ANGLE BRACKET WITH HOLE | 1* |
| 5 | E, F | 701035 | SQUARE INSERT W/BUTTON | 1* |

NOTES

| Note | Description |
|------|---|
| A | Part #'s 226102 , 701035 & 501060 MUST be ordered together |
| B | Older versions identified in note C & D are NOT available. This frame can NOT be retrofitted. |
| C | 575 Chair models WITHOUT an "A" or "B" in the serial # (EXAMPLE: 575555555) |
| D | 574 or 575A in the serial # both made PRIOR to December 1st, 2008 (EXAMPLE: 575A555555) |
| E | 574 or 575A in the serial # both made AFTER to December 1st, 2008 (EXAMPLE: 574555555) |
| F | 574A or 575B in the serial # (EXAMPLE: 574A555555) |
| * | QTY = PER ARM COLUMN |

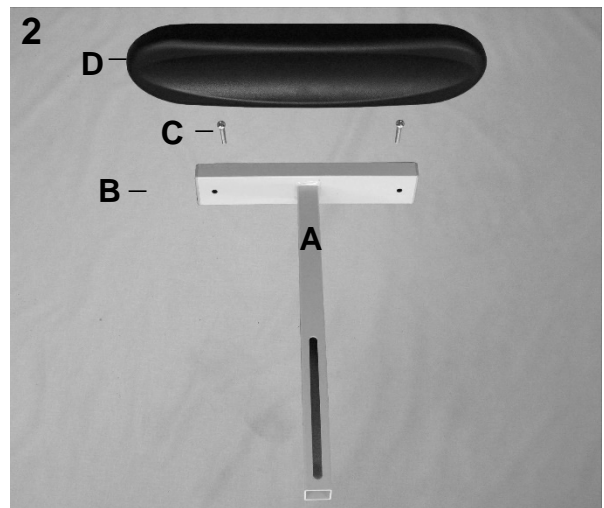



PARTS LIST

| Image Number | Note | Part Number | Description | QTY per Product |
|--------------|------|----------------|---|-----------------|
| 1 | | 226320K | SEAT/BACK FRAME ASSM KIT (575 STYLE) | 1 |
| 1 | B | 226320 | WELDED SEAT & BACK FRAME (575 STYLE) | 1 |
| 1A | B | 700700 | SQ 1" CAP, GRAY | 4 |
| 1B | B | 566401 | BOLT-CARRIAGE 1/4-20 X 1 1/2 ZINC | 4 |
| 1C | B | 566204 | NUT-1/4-20 HEX NYLON LOCKNUT ZINC | 4 |
| 2 | A | U0251XX | 574/575 UPHOLSTERED BACK | 1 |
| 2 | | 566536 | SCREW-TAP 10 X 1 3/4 RND STD WASHER SQ T/S ZINC | 5 |
| 3 | A | U0351XX | 574/575 UPHOLSTERED SEAT | 1 |
| 3 | | 566515 | SCREW-MACH 10-24 X 1 3/4 PAN PHILLIP M/S ZINC | 4 |

NOTES

| Note | Description |
|---------|---|
| A | XX- Use color code for specific part number i.e. 02 - Royal Blue |
| B | It is NOT recommended that these parts be sold seperately however in special cases they can be. |
| OPTIONS | For TB133 Add TB after Part Number i.e. U020702 TB |

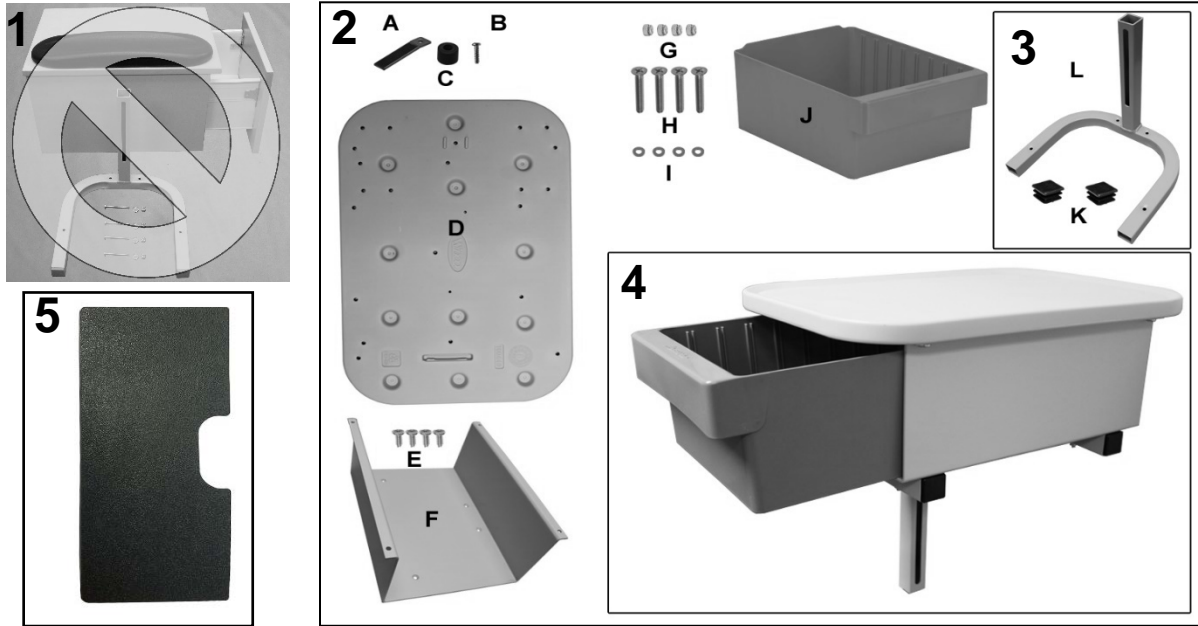


PARTS LIST

| Image Number | Note | Part Number | Description | QTY per Product |
|--------------|---------|----------------|--|-----------------|
| 1 | A, B | 226270K | WELDED ARM SUPPORT ASSM KIT 570,571,572,573,574,575 | 1 |
| 1A | A, B, D | 708010 | L-ARM, URETHANE, BLOOD CHAIR | 1 |
| 1B | A, B, D | 700700 | SQ 1" RIBBED CAP, BLACK | 1 |
| 1C | A, B, D | 701905 | RUBBER BUMPER | 1 |
| 1D | A, B, D | 566605 | #8 X 1 WOOD SCREW, SS, FLAT HD, PHILLIPS | 1 |
| 1E | A, B, D | 566623 | 1/8 HEX KEY WRENCH | 1 |
| 1F | A, B, D | 566620 | 1/4-20 X 0.50 Set Screw, Skt, SS w-Patch Lock | 1 |
| 2 | C | 226255K | WELDED ARM COLUMN ASSM. KIT | 1 |
| 2A | C | 226255 | WELDED ARM COLUMN ASSM. SM URETH ARM | 1 |
| 2B | C, D | 701010 | 1X2X18 RECT INSERT CAP/GLIDE, BLACK | 2 |
| 2C | C | 566505 | SCREW-MACH 1/4 X 20 X 1 1/4 RND PHILLIP M/S ZINC | 2 |
| 2D | C | 708020 | ARMREST UNURETHANE, BLOOD CHAIR | 1 |

NOTES

| Note | Description |
|------|---|
| A | Used on both models - 574 & 575 |
| B | For ALL chair models WITH an "A" or "B" in the serial # (EXAMPLE: 574 A 555555) |
| C | For 574 chair models WITH an "A" or "B" in the serial # (EXAMPLE: 574 A 555555) |
| D | It is NOT recommended that these parts be sold seperately however in special cases they can be. <u>Left & Right is determined - as if sitting in the chair</u> |




PARTS LIST

| Image | Note | Part Number | Description | QTY per |
|--------------|---------|----------------|---|---------|
| 1 | B,C,E | 267450K | CABINET KIT FOR BLOOD CHAIRS (No Longer Available) | 1 |
| 1 | A,B,C,G | 267405 | CABINET ASSM. COMPLETE (570 STYLE) (No Longer Available) | 1 |
| 1 | H | 708020 | ARMREST URETHANE, BLOOD CHAIR | 1 |
| | H | 566505 | SCREW-MACH 1/4-20 X 1 1/4 RND PHILLIP M/S ZINC | 2 |
| 1 | H | 566516 | SCREW-MACH 10-24 X 2 PAN PHILLIP M/S ZINC | 4 |
| 1 | H | 566302 | WASHER-#10 SAE F/W ZINC | 4 |
| 1 | H | 566203 | NUT-10-24 HEX NYLON LOCK NUT ZINC | 4 |
| 1 | B,C,G | 226345K | WELDED CABINET SUPPORT ASSM. KIT | 1 |
| 1 | H | 226340 | WELDED CABINET SUPPORT ASSM. | 1 |
| 1 | H | 700700 | SQ 1" CAP, GRAY | 2 |
| 2 | G | 267430 | CABINET ASSEMBLED | 1 |
| 2A | I | 700630 | DRAWER STOP 2570 | 1 |
| 2B | I | 566628 | #10-14 x 5/8" PHIL PAN HD ZINC STL THREAD ROLLING SCREW | 1 |
| 2C | I | 701905 | RUBBER BUMPER | 1 |
| 2D | I | 700440 | BLOW MOLD SIDE TABLE | 1 |
| 2E | I | 566613 | #12 -11 X 1/2" PAN PHIL THREAD ROLLING SCREW, ZINC | 4 |
| 2F | I | 202360 | DRAWER FRAME (GREY) | 1 |
| 2G | I | 566203 | NUT 10-24 HEX NYLON LOCK NUT | 4 |
| 2H | I | 566574 | SCREW 10-24 X 1 1/2 FLATHEAD ZINC | 4 |
| 2I | I | 566302 | WASHER 10 SAE F/W ZINC | 4 |
| 2J | I | 700570 | AKRO BIN | 1 |
| 2K | I | 700700 | SQ 1" CAP, GRAY | 2 |
| 2L | I | 226345 | WELDED CABINET SUPPORT | 1 |
| 3 | G | 226345K | WELDED CABINET SUPPORT ASSM. KIT | 1 |
| 3K | J | 700700 | SQ 1" CAP, GRAY | 2 |
| 3L | J | 226345 | WELDED CABINET SUPPORT | 1 |
| 4 | D,F | 267430K | CABINET ASSM. COMPLETE KIT | 1 |
| 5 | K | 200580K | OPTIONAL AKRO BIN DIVIDER 6 PACK | 1 |
| NOTES | | | SEE NEXT PAGE FOR IMPORTANT NOTES | |



| | | |
|--------|--|--------------------------|
| Title: | 2574-2575 Blood Drawing Chair Parts List | Page 5 of 7 |
| | PL-2574-2575 | Effective Date: 04/18/18 |
| | | Rev. 04 |

| NOTES | |
|-------|--|
| Note | Description |
| A | 570 Chair models WITH or WITHOUT an "A" or "B" in the serial # |
| B | 570 Chair models with "A" in the serial # made ON or AFTER June 06, 2007 (EXAMPLE: 570 A 555555) |
| C | 570 Chair models with "B" in the serial # (EXAMPLE: 570 B 555555) |
| D | 570 chair models WITH a "B" in the serial # made after August, 01, 2016 |
| E | This KIT includes everything shown in image 1. |
| F | This KIT includes everything shown in image 2 & 3. |
| G | Can be ordered as a stand-alone item |
| H | It is NOT recommended that these parts be sold seperately however in special cases they can be. |
| I | All parts included in kit 267430K |
| J | All parts included in kit 267345K |
| K | Sold as an option to the drawer. Up to 8 individual pieces available per chair. |
| | <u>Left & Right is determined - as if sitting in the chair</u> |



PARTS LIST

| Image | Note | Part Number | Description | QTY per |
|-------|---------|----------------|--|---------|
| 1 | A,D,F | U2001XX | UPHOLSTERED STATIONARY ARM w/WOODSET | 1 |
| 1A | C | 566536 | SCREW-TAP 10 X 1 3/4 RND STD WASHER SQ T/S ZINC | 4 |
| 2 | A,B,D,F | U2101XX | UPHOLSTERED SWIVEL ARM w/WOODSET | 1 |
| 2A | C | 566536 | SCREW-TAP 10 X 1 3/4 RND STD WASHER SQ T/S ZINC | 4 |
| 3 | A,B,E | 226200 | WELDED ARM COLUMN, NO SLOT (570 THRU 575 & WOOD ARM) | 1 |
| 3 | A,B,E | 701010 | 1X2X18 RECT INSERT CAP/GLIDE, BLACK | 2 |
| 4 | G,H | 226360K | WELDED PIVOT ARM COLUMN KIT | 1 |
| 4 | C | 226360 | WELDED PIVOT ARM COLUMN HD (574-575 STYLE) | 1 |
| 4 | C | 701010 | 1X2X18 RECT INSERT CAP/GLIDE, BLACK | 2 |

NOTES

| Note | Description |
|---------|--|
| A | For 575 chair models WITHOUT an "A" or "B" in the serial # ONLY (EXAMPLE: 572555555) |
| B | For 574 chair models WITHOUT an "A" or "B" in the serial # ONLY (EXAMPLE: 572555555) |
| C | It is NOT recommended that these parts be sold separately however in special cases they can be. |
| D | XX- Use color code for specific part number i.e. 02 - Royal Blue |
| E | Parts MUST be ordered together - See ALL parts referencing NOTE "E" |
| F | Uph. items are NOT available without the woodset or cabinet. |
| G | 574 or 575 chair models WITH an "A" or "B" in the serial #. (EXAMPLE: 572 B 555555) |
| H | Can be ordered as a stand-alone item |
| OPTIONS | For TB133 Add TB after Part Number i.e. U200102 TB |
| | <u>Left & Right is determined - as if sitting in the chair</u> |

For additional options please see:

IV POLE OPTIONS PAGE



| | | | |
|--------|--|--------------------------|---------|
| Title: | 2574-2575 Blood Drawing Chair Parts List | Page 7 of 7 | |
| | PL-2574-2575 | Effective Date: 04/18/18 | Rev. 04 |

Revision History

| REV | Effective Date | CCR Number | Description of Change |
|-----|----------------|------------|--|
| 01 | 06/21/17 | ECN 17-058 | Akro Bin Divider changes. |
| 02 | 10/27/17 | ECN 17-107 | Akro Bin Divider update. |
| 03 | 01/30/18 | ECN 18-006 | Update PN for new screw used in the side-table assembly. |
| 04 | 04/18/18 | ECN 16-191 | Changes made to L-Arm assembly; pictures and parts used updated. |