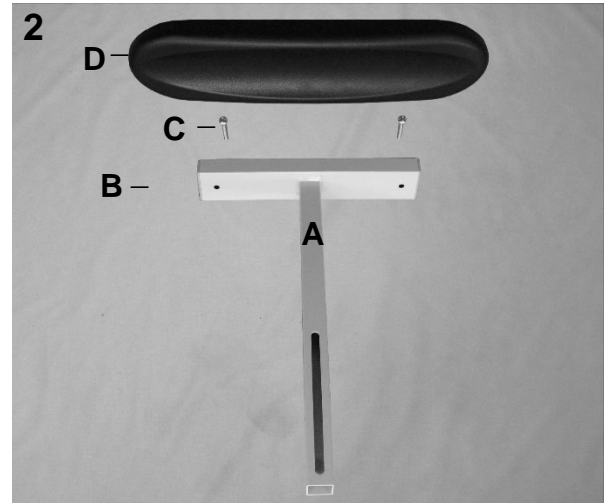



PARTS LIST

Image Number	Note	Part Number	Description	QTY per Product
1	A,B,F	226101	WELDED MAIN FRAME (570-573 B STYLE)	1
1A		501060	5/16" METAL GLIDE INSERT 570/571	4
1B		500350	GLIDE NON-SWIVEL ZINC 5/16X1" NP LN	4
2	C,D,E,F	705300	BLACK SHELL SEAT	1
2	C,D,E,F	501700	12-10x3/4 HEX HD. THRD. FORM SMS 570/571	4
3	C, D, E	501210	STAR KNOB, BLK 1/4-20 X 1 1/2" STL STUD	1*
3	F	501215	STAR KNOB, BLK 5/16-18 X 1 1/2" STL STUD	1*
4	C	226250	570 ARM COLUMN SLAT (570-575)	2*
5	D	400880	ANGLE BRACKET WITH HOLE	1*
6	E, F	701035	SQUARE INSERT W/BUTTON	1*

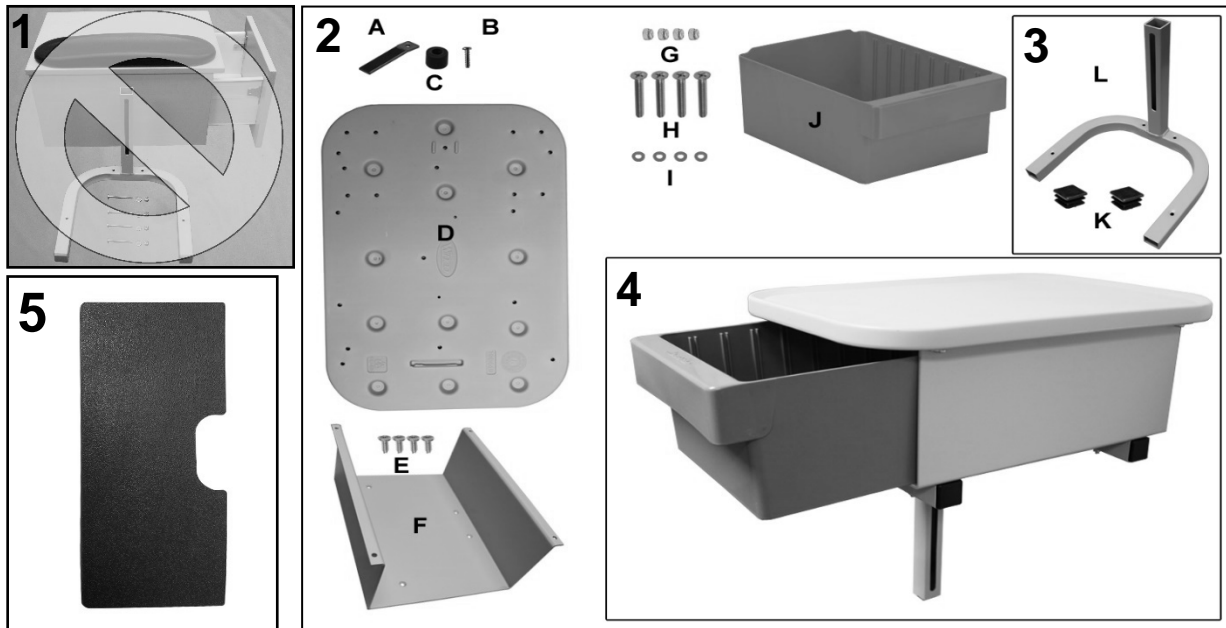
NOTES

Note	Description
A	Part #'s 226101 , 701035 & 501060 MUST be ordered together when ordering MAIN FRAME Older versions identified in note C & D are NOT available.
B	This frame can only be retro-fitted for 571's versions mentioned in notes "E" & "F" ONLY
C	Chair models WITHOUT an "A" or "B" in the serial # (EXAMPLE: 571555555)
D	Chair models WITH an "A" in the serial # AND made PRIOR to December 1st, 2008 (EXAMPLE: 570 A 555555)
E	Chair models WITH an "A" in the serial # AND made AFTER to December 1st, 2008 (EXAMPLE: 570 A 555555)
F	Chair models WITH a "B" in the serial # (EXAMPLE: 570 B 555555)
*	QTY = PER ARM COLUMN



PARTS LIST

Image Number	Note	Part Number	Description	QTY per Product
1	A, B	226270K	WELDED ARM SUPPORT ASSM KIT 570,571,572,573,574,575	1
1A	A, B, D	708010	L-ARM, URETHANE, BLOOD CHAIR	1
1B	A, B, D	700700	SQ 1" RIBBED CAP, BLACK	1
1C	A, B, D	701905	RUBBER BUMPER	1
1D	A, B, D	566605	#8 X 1 WOOD SCREW, SS, FLAT HD, PHILLIPS	1
1E	A, B, D	566623	1/8 HEX KEY WRENCH	1
1F	A, B, D	566620	1/4-20 X 0.50 Set Screw, Skt, SS w-Patch Lock	1
2	C	226255K	WELDED ARM COLUMN ASSM. KIT	1
2A	C	226255	WELDED ARM COLUMN ASSM. SM URETH ARM	1
2B	C, D	701010	1X2X18 RECT INSERT CAP/GLIDE, BLACK	2
2C	C	566505	SCREW-MACH 1/4 X 20 X 1 1/4 RND PHILLIP M/S ZINC	2
2D	C	708020	ARMREST UNURETHANE, BLOOD CHAIR	1
Note	Description			
A	Used on both models - 570 & 571			
B	For ALL chair models WITH an "A" or "B" in the serial # (EXAMPLE: 571 A 555555)			
C	For 571 chair models WITH an "A" or "B" in the serial # (EXAMPLE: 571 A 555555)			
D	It is NOT recommended that these parts be sold seperately however in special cases they can be.			
	<i>Left & Right is determined - as if sitting in the chair</i>			



PARTS LIST





Image	Note	Part Number	Description	QTY per
1	B,C,E	267450K	CABINET KIT FOR BLOOD CHAIRS (No Longer Available)	1
1	A,B,C,G	267405	CABINET ASSM. COMPLETE (570 STYLE) (No Longer Available)	1
1	H	708020	ARMREST URETHANE, BLOOD CHAIR	1
	H	566505	SCREW-MACH 1/4-20 X 1 1/4 RND PHILLIP M/S ZINC	2
1	H	566516	SCREW-MACH 10-24 X 2 PAN PHILLIP M/S ZINC	4
1	H	566302	WASHER-#10 SAE F/W ZINC	4
1	H	566203	NUT-10-24 HEX NYLON LOCK NUT ZINC	4
1	B,C,G	226345K	WELDED CABINET SUPPORT ASSM. KIT	1
1	H	226340	WELDED CABINET SUPPORT ASSM.	1
1	H	700700	SQ 1" CAP, GRAY	2
4	D,F	267430K	CABINET ASSM. COMPLETE KIT	1
2	G	267430	CABINET ASSEMBLED	1
2A	I	700630	DRAWER STOP 2570	1
2B	I	566628	#10-14 x 5/8" PHIL PAN HD ZINC STL THREAD ROLLING SCREW	1
2C	I	701905	RUBBER BUMPER	1
2D	I	700440	BLOW MOLD SIDE TABLE	1
2E	I	566613	#12 -11 X 1/2" PAN PHIL THREAD ROLLING SCREW, ZINC	4
2F	I	202360	DRAWER FRAME (GREY)	1
2G	I	566203	NUT 10-24 HEX NYLON LOCK NUT	4
2H	I	566574	SCREW 10-24 X 1 1/2 FLATHEAD ZINC	4
2I	I	566302	WASHER 10 SAE F/W ZINC	4
2J	I	700570	AKRO BIN	1
2K	I	700700	SQ 1" CAP, GRAY	2
2L	I	226345	WELDED CABINET SUPPORT	1
3	G	226345K	WELDED CABINET SUPPORT ASSM. KIT	1
3K	J	700700	SQ 1" CAP, GRAY	2
3L	J	226345	WELDED CABINET SUPPORT	1
5	K	200580K	OPTIONAL AKRO BIN DIVIDER 6 PACK	1
NOTE			SEE NEXT PAGE FOR IMPORTANT NOTES	



NOTES

Note	Description
A	570 Chair models WITH or WITHOUT an "A" or "B" in the serial #
B	570 Chair models with "A" in the serial # made ON or AFTER June 06, 2007 (EXAMPLE: 570 A 555555)
C	570 Chair models with "B" in the serial # (EXAMPLE: 570 B 555555)
D	570 chair models WITH a "B" in the serial # made after August, 01, 2016
E	This KIT includes everything shown in image 1.
F	This KIT includes everything shown in image 2 & 3.
G	Can be ordered as a stand-alone item
H	It is NOT recommended that these parts be sold seperately however in special cases they can be.
I	All parts included in kit 267430K
J	All parts included in kit 267345K
K	Sold as an option to the drawer. Up to 8 individual pieces available per chair.
	<u>Left & Right is determined - as if sitting in the chair</u>

*For chair models **WITHOUT** "A" or "B"*



PARTS LIST

Image Number	Note	Part Number	Description	QTY per Product
1	A	267301	ARM REST (BLOOD DRAWING CHAIRS)	1
2 & 3	B, C	226247K	PIVOT ARM ASSM KIT-570 (NOT "A") STYLE	1
2	G	267300	570 ARM ASSEMBLY-WOOD SET	1
2A	G	566536	SCREW-TAP 10 X 1 3/4 RND STD WASHER SQ T/S ZINC	4
3	B	226200	WELDED ARM COLUMN, NO SLOT (570 THRU 575 & WOOD ARMS)	1
3	B	701010	1X2X18 RECT INSERT CAP/GLIDE, BLACK	2
2&4	D,E,F	226248K	PIVOT ARM ASSM KIT-570 "A" & "B" STYLE	1
2	G	267300	570 ARM ASSEMBLY-WOOD SET	1
2A	G	566536	SCREW-TAP 10 X 1 3/4 RND STD WASHER SQ T/S ZINC	4
3	D,F	226360K	WELDED PIVOT ARM COLUMN KIT	1
3	G	226360	WELDED PIVOT ARM COLUMN HD (574-575 STYLE)	1
3	G	701010	1X2X18 RECT INSERT CAP/GLIDE, BLACK	2

NOTES

Note	Description
A	For ALL 571 chair models WITHOUT an "A" or "B" in the serial #
B	For ALL 570-571 chair models WITHOUT an "A" or "B" in the serial #
C	This KIT includes everything shown in image 2 & 3.
D	570 or 571 chair models WITH an "A" or "B" in the serial #.
E	This KIT includes everything shown in image 2 & 4.
F	Can be ordered as a stand-alone item
G	It is NOT recommended that these parts be sold separately however in special cases they can be.
	<i>Left & Right is determined - as if sitting in the chair</i>

For additional options please see:

IV POLE OPTIONS PAGE



Title:	2570-2571 Blood Drawing Chair Parts List	Page 6 of 6	
	PL-2570-2571	Effective Date: 04/18/18	Rev. 05

Revision History

REV	Effective Date	CCR Number	Description of Change
01	03/29/17	ECN 16-191	L-Arm Enhancement.
02	06/21/17	ECN 17-058	Akro bin divider updates.
03	10/27/17	ECN 17-107	Akro bin divider updates.
04	01/30/18	ECN 18-006	Update PN for new screw used in the side-table assembly.
05	04/18/18	ECN 16-191	Changes made to L-Arm assembly; pictures and parts used updated.