

Osaki
OS-303
SHIATSU
EYE MASSAGER

User Manual



Before use, please carefully read the user manual, and take good care of it for consequent usage.




PRODUCT LIST



Eye Massager
Storage Bag
USB Cable
User Manual



ATTENTION

In order to ensure safe and correct usage, please carefully read this "User Manual" before use. For any consequence caused by failure of complying with the manual or incorrect usage, our company will not burden the responsibility.

-  Please do not use this product when driving.
-  When using, please remove all accessories or other objects that can be affected when massaged.
-  Please do not use this product in the bathroom or in other humid environments.




Please use far away from water source, fire, and other corrosive environments.
-  When you use the product, please comply with the safety rules in all circumstances.
-  Please do not use this product on body parts that have been operated on. Always consult your doctor first.

ATTENTION

If the area to be massaged is damaged or has signs of red swelling/inflammation, or congestion, it is not suitable for massage.

If the user suffers from any diseases or health conditions including mental and skin, please consult with a doctor prior to use.

Please stop using the product at once if you feel discomfort. If you are pregnant, please consult with a doctor before use.

-  Children between 10 -18 years old must be accompanied by their parents or guardian when using the product. Any younger should not use the product.
-  If you need to clean the outer part of massager, please dab alcohol on cotton to wipe. Please do not pour water to clean.
-  Please do not use sharp objects to scratch or thrust the product.

The product is a household electric health care product, it does not replace medical appliances, it cannot be used for diagnosis, treatment, and other business or purposes.

Please use the equipped USB cable from our company to charge the product. Please remember safety is the most important during use!

If any abnormality occurs during use, please cut off the power source immediately, please do not disassemble & repair it by yourself.

NECESSARY KNOWLEDGE

※ Regarding usage frequency

Recommended times of use is twice a day (once in the morning and once at night).

For the duration of about 10 minutes.

※ Attension before use

1. Please do not use the product if your hands are wet or humid.
2. Before use, please remove your contact lenses, hair and/or eye accessories, or any items in the way of the area first, otherwise it would make you uncomfortable during the massage.
3. If you feel your eyes ache or some pain or scorching feeling appears around the eyes, you shall stop using it at once and see a doctor.

※ After Use

Your eyes or the parts around your eyes may be red for a short time, but after a couple of hours or some days, they will recover.

There will be pressing traces around your eye rim, but a couple of hours or some days, it also will recover.

※ Other

During use, there may be sounds like "buzz", "puff", "bang", this is a normal occurrence of the massager adjusting.

OPERATION

※ Charging Method

1. Please insert one terminal of the USB cable into the charging port.
2. After the charging ends, the symbol signifying the electric power will be always on, when charging, the red indicator will display; when it's full of charging, the green indicator will light up.

※ *When the host and power adapter heats slightly, it's normal*

※ Charging Time

1. Charging time: 2-3 hours
2. When it is full of charging, it can be used for 100 minutes (This time may differ based on the ambient temperatur).
3. When the charging indicator glitters, please charge the product immediately.

※ Electric quantity

If the electric quantity is insufficient, the symbol signifying the electric power will glitter.

※ After you complete charging

Please take out the power adapter, and remove USB plug from the host.

※ Music & Volume Control

Once you turn on the product, it will play musice, the built-in Blettooth of the product can connect to Bluetooth (Eye Massager) of your mobile phone, and allow you listen to all your favorite songe freely.

USING METHOD

Wearing method

1. Stretch the product elastic cord over your head.
2. Wear the product on your head and adjust the angle well.
3. Long press the ON/ OFF with one hand for 2 seconds for switch on. After the voice message ends, the product starts to massage your eyes.

※ *Do not wear it too tightly.*

※ *Make sure not to wear contact lens, Ortho-K, glasses, false eyelashes, etc. before using this product.*

Correct Using Method

Do not use this product while it is charging. After charging, please unplug the USB cable before use.

1. Long press the ON/ OFF for more than 2 seconds to switch on. After the voice message ends, the product will start to massage your etes and open the default eye protection mode, now the indicator will be on for the rest of the time.
2. Per your needs, press the ON/ OFF for a short while, this will enable you to switch between the eye protection mode and the learning mode.
3. Wear the product on your head. While using this product, please lean back in the chair and relay your body completely as per the command.
4. Methods for manual power off.
Long press the ON/ OFF for more than 2 seconds and the product will be turned off automatically after the voice prompt.

※ *After a long massage with your eyes closed, you may feel blur sighted for a short while but your eyesight will resume after closing your eyes and relaxing for a while.*

STEPS FOR BATTERY REMOVING.

1. Cut off the external power supply and remove the shell of the product.
2. Unplug the power supply of the battery.
3. Remove the battery
4. Please place the waste battery at fixed recycling point.
5. Please follow local environmental protection law and abandonment guidance and take care of the environment.

※ Caution

- Before abandoning the product, please remove the battery from the product first.
- Upon removing the battery, the product must be power off.
- The battery should be disposed safely.



Only professionals are permitted to disassemble this product.

※ Fault Overhaul

In case of faults in using, please have the following inspections. In case the troubleshooting fails or the product still fails to operate normally, please cut off the power, ask professional technicians for repair. Never disassemble this product by yourself!

Basic faults	Possible reasons	Basic solution
Start failure	Whether the battery level is insufficient	If yes, charge timely
Weak massaging strength	Whether the battery level is a little weak	If yes, charge timely

CAUTION

※ Storage

In case of storage more than 3 months, unpack and inspect, and charge again before using. Do not place it close to the ground, wall and ceiling. The room should be well ventilated, free from strong sunlight exposure and corrosive gases.

※ Power supply inspection

Inspect the power supply. In case the power supply voltage exceeds the stipulated scope, do not start the product.

※ Maintenance

Take moisture-proof, rat-proof and anti-pollution measures. Turn off the product before cleaning it. Place the product at a safe place after using and do not put any heavy object on it. In case of fault, please ask professional technicians for repair, and non-professionals are forbidden to disassemble it.

※ Abandonment and recycling

Do not abandon this product together with household wastes. When you decide to abandon this product, please follow local environment law and abandonment guidance.

SPECIFICATION

Product name	Osaki OS-303 Shiatsu Eye Massager
Product model	OS-303
Rated voltage	3.8V $\overline{\text{---}}$
Rated power	5W
Battery capacity	1000mAh
Product weight	0.56 lbs
Product dimension	L7.3 x W2.8 x H2.4 (inch)
Execution standard	GB4706.1-2005 GB4706.10-2008