






Improving Care. Improving Business.®

FULL SHELL WALKER 2

	SINGLE PATIENT USE
	NON-STERILE
	NOT MADE WITH NATURAL RUBBER LATEX
RX ONLY	FEDERAL U.S.A. LAW RESTRICTS THIS DEVICE TO SALE OR USE BY OR ON THE ORDER OF A PHYSICIAN OR PROPERLY LICENSED PRACTITIONER.

IMPORTANT INFORMATION

 Please read all warnings and instructions before use. Correct application is essential for proper product function and to reduce the risk of injury or re-injury inherent with the use of any brace.

INTENDED USE

The DeRoyal® Full Shell Walker 2 is designed for grade 2 and 3 ankle sprains; stable fractures of tibia, fibula, talus and tarsus; post-operative immobilization (soft tissue reconstructions and open reduction internal fixation); Metatarsal fractures.

⚠️ WARNINGS

- A physician or properly licensed practitioner (a "prescriber") who is familiar with the use and purpose of this brace must fit it to the user. The prescriber has a duty to provide wearing instructions and risks related to the use of this brace to other healthcare practitioners treating the users and the users themselves, including duration of use. The instructions provided in this sheet do not supersede hospital protocol or direct orders of the prescriber. Use only as directed.
- Prolonged usage can result in muscle atrophy in the user. The user may require (1) a weaning period from the brace to build muscle strength (2) regular physical therapy exercises to maintain the strength of the foot/ankle (3) a limitation on duration of use or (4) some combination of these.
- Inspect brace for damaged or missing components before use.
- Discontinue use and consult your prescriber if the brace or its components break or become damaged.
- Inspect the fit of the brace on the patient to ensure fit is proper. **DO NOT OVERTIGHTEN.** Check regularly to ensure circulation is not compromised.
- Consult your prescriber immediately if you experience sensation changes, unusual reactions, swelling or increased pain while using this brace. Discontinue use if pressure injuries develop.



- Take special care if the user is diabetic or has poor circulation. These users may have decreased skin sensitivity and are at greater risk for poor peripheral circulation and pressure injuries.

INSTRUCTIONS FOR USE

NOTE: A sock should be worn with this boot.

1. Release hook and loop straps and completely open the inner liner/wrap.
2. With patient seated, place leg in the brace making sure the heel is at the back of the brace. Using hook and loop closure, secure liner/wrap around the foot and leg ensuring a snug, but comfortable fit.
3. Replace anterior panel.
4. Fasten hook and loop straps, beginning from the bottom and working your way up the leg.
5. To inflate the air bladder and increase compression, push the bulbs on either side of the boot. To deflate the air bladder and decrease compression, open the cap of the button next to the bulbs. Push the button to release the air (see images 1 & 2).



- Adjustable, optional toe guard is included for additional foot protection (see image 3).

CLEANING AND/OR MAINTENANCE

Remove soft goods and wash with mild detergent in lukewarm water. Air dry.

STORAGE AND TRANSPORT CONDITIONS

	KEEP DRY
	KEEP AWAY FROM SUNLIGHT

In addition to the competent authority in the country where the patient resides, serious incidents must be reported to DeRoyal Industries, Inc.

WARRANTY

DEROYAL® PRODUCTS ARE WARRANTED FOR NINETY (90) DAYS FROM THE DATE OF SHIPMENT FROM DEROYAL AS TO PRODUCT QUALITY AND WORKMANSHIP. **DEROYAL'S WRITTEN WARRANTIES ARE GIVEN IN LIEU OF ANY IMPLIED WARRANTIES, INCLUDING WARRANTIES OF MERCHANTABILITY OR FITNESS FOR A PARTICULAR PURPOSE.**



Improving Care. Improving Business.®

Part#0-2240 Revised 9/2022

©2022 DeRoyal Industries, Inc.

All Rights Reserved. DeRoyal, the DeRoyal logo, and Improving Care. Improving Business. are trademarks or registered trademarks of DeRoyal Industries, Inc.