




Hi-Lo

Electric Bed

The Oasis bed offers comfort, quality and durability making it the perfect bed for long term care . With its multi function operation and ultra low capabilities, the Oasis provides safety for those at risk for falls while delivering total user flexibility. Its one touch central lock and choice of optional rails provides the caregiver with the tools that ensures user remains safe and secure.




SPECS


Sleeping Surface Dimension	35" x 80" – 88"
Bed Height Range	7.8" – 30"
Weight Capacity	450 lbs
Model	52200

FEATURES

- Integrated length expansion
- Auto contour
- Mobility at any height
- Central locking system
- Bumper guard
- Quick release head & footboards
- 8 function hand control
- 2 caster guide locks



One touch central lock



Integrated length expansion



Caster Guide Lock



8 function hand control

RAILS



Q Assist Bar

Pivot Assist Bar



Soft Style Side Rails

BARS & RAILS	ITEM #
Soft Style Side Rails	52210
Q Assist Bar	52211
Pivot Assist Bar	52212

HEAD & FOOTBOARDS



Solar Oak

Mahogany

Amber Cherry

BOARD COLORS	ITEM #
Solar Oak	52220
Mahogany	52221
Amber Cherry	52222