



**DSC250 SCALE
for LF1050 / LF1090 Patient Lift**

**DSC260 SCALE
for LF1030 / LF1031 / LF1031FP /
LF1040 / LF1041 Patient Lift**



USER MANUAL

**Read these instructions before using the Lumex Lift Scale.
Save these instructions for future reference.**




CONTENTS

INTRODUCTION	3
IMPORTANT SAFETY INFORMATION	3
INTENDED USE	4
SCALE INSTALLATION ON PATIENT LIFT	5
DSC250 SCALE COMPONENTS	6
DSC250 SCALE INSTALLATION ON LF1050 / LF1090 PATIENT LIFT	7
DSC260 SCALE COMPONENTS	8
DSC260 SCALE INSTALLATION ON LF1030 / LF1031 / LF1031FP / LF1040 / LF1041 PATIENT LIFT	9
LIFT SCALE OPERATION INSTRUCTIONS	10
KEYBOARD ILLUSTRATION	10
DISPLAY ILLUSTRATION	10
INSTRUCTIONS FOR USE	10
LIFT SCALE MAINTENANCE	12
CLEANING	12
BATTERY REPLACEMENT	12
LIFT SCALE SPECIFICATIONS	13
LIMITED WARRANTY	14



INTRODUCTION

Important Safety Information


-  **WARNING: Important! Read and understand these instructions before assembling or using the Lumex DSC250 / DSC260 Lift Scale. If you do not understand any part of these warnings or instructions, contact a healthcare professional for direction in the use of this product. If the Lift Scale is not properly assembled, personal injury and damage to the Lift Scale could result.**
-  **WARNING: DO NOT use this product without proper instruction from a healthcare professional.**
-  **WARNING: If components are damaged or missing, contact your GF distributor immediately. DO NOT use substitute parts. Use only Lumex replacement parts. Non-Lumex replacement parts could cause personal injury and damage to the Lift Scale.**

- ⚠ WARNING: This product has a maximum weight capacity of 600 lb (300 kg). If patient weight exceeds maximum weight capacity, the scale will designate overload by displaying “-oL-”. DO NOT exceed the maximum weight capacity of the lift being used for measurement.**
- ⚠ WARNING: California Proposition 65 WARNING: This product contains a chemical known to the State of California to cause cancer and reproductive or developmental harm.**
- ⚠ WARNING: GF Health Products, Inc. assumes no responsibility for any damage or injury caused by improper assembly, installation or use of this product.**

Intended Use








The intended use of the DSC250 / DSC260 Lift Scale is the measurement of patient weight.

SCALE INSTALLATION ON PATIENT LIFT

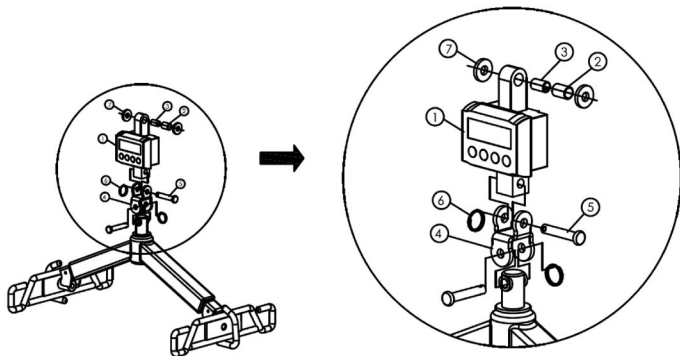
1. Use the following instructions (DSC250 or DSC260) to attach the Lift Scale to the appropriate Patient Lift with the included mounting hardware. Do not use any other mounting hardware than that provided.
2. Keep the scale in a cool, dry place. If operation temperature is over 104°F (40°C), the tolerance will not be accurate within 0.2 lb (0.1 kg). Recommended storage temperature is 32°F ~158°F (0°C ~ 70°C).
3. When the low battery indicator () appears in the lower right corner of the display, replace the battery (see **MAINTENANCE** section).
4. If the scale is not used for an extended period of time, remove the battery.
5. The scale maximum weight capacity is 600 lb (300 kg). If patient weight exceeds maximum weight capacity, the scale will designate overload by displaying “-oL-”.

DSC250 SCALE COMPONENTS

Ensure all components shown below are included in the DSC250 Scale package.

Item	Qty	Picture	Description
1	1		Scale
2	1		Bushing 1220
3	1		Bushing 1020
4	1		Universal bracket
5	2		Pin
6	2		Key ring
7	2		Washer

DSC250 SCALE INSTALLATION ON LF1050 / LF1090 PATIENT LIFT













Install DSC250 Scale on LF1050 / LF1090 Patient Lift as shown above. Item numbers shown are those listed in the page 6 table.

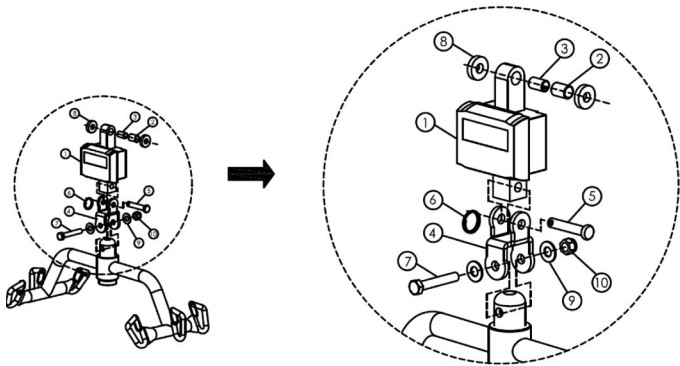
⚠ WARNING: Ensure scale is securely mounted as shown above before proceeding.

DSC260 SCALE COMPONENTS

Ensure all components shown below are included in the DSC260 Scale package.

Item	Qty	Picture	Description
1	1		Scale
2	1		Bushing 1220
3	1		Bushing 1020
4	1		Universal bracket
5	1		Pin
6	1		Key ring
7	1		Screw
8	2		Washer
9	2		#10 Washer
10	1		Nut

DSC260 SCALE INSTALLATION ON LF1030 / LF1031 / LF1031FP / LF1040 / LF1041 PATIENT LIFT



Install DSC260 Scale on LF1030 / LF1031 / LF1031FP / LF1040 / LF1041 Patient Lift as shown above. Item numbers shown are those listed in the page 8 table.

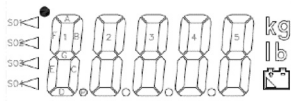
⚠ WARNING: Ensure scale is securely mounted as shown above before proceeding.

LIFT SCALE OPERATION INSTRUCTIONS

Keyboard Illustration



Display Illustration



Instructions for Use

1. Place sling to be used onto spreader bar without patient/resident/user.
2. Press the scale faceplate **On/Zero** button to zero-out the sling weight (this weight will remain zeroed out until the **Off** button is pressed).
3. Press the **Kg/lb** button to select mode you prefer.

4. Carefully lift the patient/resident/user in the sling, performing the procedure so that all of the weight is supported by the lift. Stabilize the movement of the sling after lifting.
5. Weight will display on the scale. Press the **Operate/Hold** button to hold the weight displayed. To reset the scale to zero, press the **Operate/Hold** button again.
6. Lower patient/resident/user safely.
7. If you are weighing another individual using the same sling, perform the lift and their weight will display. Press **Operate/Hold** to maintain their weight on the scale display.
8. Press the **Off** button when the weighing procedure is complete.
9. The scale will automatically power off five minutes after measurement has been completed.

LIFT SCALE MAINTENANCE

Cleaning

As needed, wipe scale gently, using mild soap or a mild disinfectant.

▲ NOTICE: DO NOT wash under water pressure or steam clean. DO NOT use solvents, abrasive cleaners, or scouring pads to clean scale.

Battery Replacement

When the low battery indicator () appears in the display's right corner, replace the battery:

1. Open the scale back battery compartment.
2. Remove battery and replace with a 9V alkaline battery. Ensure battery polarity is correct.
3. Close the scale back battery compartment.

If the scale is not used for an extended period of time, remove the battery.

LIFT SCALE SPECIFICATIONS

Model Number	DSC250 / DSC260	
Capacity	600 lb (300 kg)	
Resolution	1/3,000 \pm 1d	
Division	0.2 lb (0.1 kg)	
Power Source	9V alkaline battery x 1	
Temperature	Operating	32°F ~ 104°F (0°C ~ 40°C)
	Storage	32°F ~ 158°F (0°C ~ 70°C)
Dimensions (W x H x D)	3.54 x 2.83 x 2.17 in. (90 x 72 x 55 mm)	
Product Weight	24 oz \pm .35 oz / 1.5 lb \pm .02 lb (675 g \pm 10 g)	
LCD Display	2.60 x 1.28 in. (66.0 x 32.4 mm)	
Display Description	Five digit indication	
	Kg/lb selectable unit mode	
	Low power alarm battery symbol	
	S1 "Zero" indication	
	S4 "Hold" indication	
	(S2 and S3 are not used)	

LIMITED WARRANTY

SCOPE OF WARRANTY

GF Health Products, Inc. ("GF") warrants to the original purchaser only that it will replace or repair components, at GF's sole discretion, that are defective in material or workmanship under normal use and service. All warranties are conditioned upon the proper use of the products strictly in accordance with good commercial practice and applicable GF instructions and manuals, including proper use and maintenance. To the extent that a component is warranted by a third party, GF conveys all of its rights under that warranty to the original purchaser, to the extent permitted. This limited warranty shall only apply to defects that are reported to GF's customer service team within the applicable warranty period and which, upon examination by GF or its authorized representative, prove to be a warranty item. This limited warranty is not transferable. Within the guidelines set forth in this document, this product is warranted for two (2) years. The applicable warranty period shall commence from date of shipment to the original customer, unless there is an expiration date on the component in which case the warranty shall expire on the earlier of warranty period or the expiration date.

OBTAINING WARRANTY SERVICE

This limited warranty shall only apply to defects that are reported to the Distributor from whom the Customer purchased the product within the applicable warranty period. If there is not a Distributor, you must contact GF directly by calling 770-368-4700, sending a fax request to 770-368-2386, or by e-mailing a request to cs@grahamfield.com. Specific directions will be provided by the Customer Service Representative. Failure to abide by the specific directions will result in denial of the warranty claim.

EXCLUSIONS

The warranty does not cover and GF shall not be liable for the following:

- 1) Defects, damage, or other conditions caused, in whole or in part, by misuse, abuse, negligence, alteration, accident, freight damage, tampering or failure to seek and obtain repair or replacement in a timely manner;
- 2) Products which are not installed, used, or properly cleaned and maintained as required in the official manual for the applicable product;
- 3) Products considered to be of a non-durable nature including, but not limited to: casters, filters, fuses, gaskets, lubricants, and charts;
- 4) Accessories or parts not provided by GF;

- 5) Charges by anyone for adjustments, repairs, replacement parts, installation or other work performed upon or in connection with such products which are not expressly authorized in writing, in advance, by GF;
- 6) Any labor or shipping charges incurred in the replacement part installation or repair;
- 7) Costs and expenses of regular maintenance and cleaning; and
- 8) Representations and warranties made by any person or entity other than GF.

**ENTIRE WARRANTY, EXCLUSIVE REMEDY AND CONSEQUENTIAL DAMAGES
DISCLAIMER**

THIS WARRANTY IS GF'S ONLY WARRANTY AND IS IN LIEU OF ALL OTHER WARRANTIES, EXPRESS OR IMPLIED. GF MAKES NO IMPLIED WARRANTIES OF ANY KIND INCLUDING ANY IMPLIED WARRANTIES OF MERCHANTABILITY OR FITNESS FOR A PARTICULAR PURPOSE. IF ANY MODEL OR SAMPLE WAS SHOWN TO THE CUSTOMER, SUCH MODEL OR SAMPLE WAS USED MERELY TO ILLUSTRATE THE GENERAL TYPE AND QUALITY OF THE PRODUCT AND NOT TO REPRESENT THAT THE PRODUCT WOULD NECESSARILY CONFORM TO THE MODEL OR SAMPLE IN ALL RESPECTS. THIS WARRANTY IS LIMITED TO THE REPAIR OR REPLACEMENT OF THE DEFECTIVE PARTS. GF SHALL NOT BE LIABLE FOR AND HEREBY DISCLAIMS ANY DIRECT, SPECIAL, INDIRECT, INCIDENTAL, EXEMPLARY OR CONSEQUENTIAL DAMAGES, INCLUDING, BUT NOT LIMITED TO: DAMAGES FOR LOSS OF PROFITS OR INCOME, LOSS OF USE, DOWNTIME, COVER, OR EMPLOYEE OR INDEPENDENT CONTRACTOR WAGES, PAYMENTS AND BENEFITS.

The warranties contained herein contain all the representations and warranties with respect to the subject matter of this document, and supersede all prior negotiations, agreements and understandings with respect thereto. The recipient of this document hereby acknowledges and represents that it has not relied on any representation, assertion, guarantee, warranty, collateral contract or other assurance, except those set out in this document.

For additional information on this product or this warranty, please contact a GF Customer Service Representative.

NOTES:

- 1) Additional terms and conditions may apply.
- 2) Freight claims must be notated on the appropriate shipping documents and must be made with immediacy. International, federal and state regulations govern specific requirements for freight claims. Failure to abide by those regulations may result in a denial of the freight claim. GF will assist you in filing the freight claim.
- 3) Claims for any short shipment must be made within three (3) days of the invoice date.



GRAHAM-FIELD®
