


Bill To:	Ship To:
Address:	Address:
City/State/Zip:	
Phone:	City/State/Zip:
Email	Phone:

Kudu Standard Features:

- | | |
|--|--|
| <ul style="list-style-type: none"> ● Tilt-in-Space - 45 Degrees ● 12.5", 20", 22" or 24" Wheels ● Quick Release 20", 22" or 24" Wheels ● Choice of 3 Frame Colors ● Recline | <ul style="list-style-type: none"> ● Solid Seat Pan ● Two-Piece Push Handle ● Height & Angle Adjustable Foot Supports ● Wheel Locks ● No HCPCS Code Assigned to Kudu sz 4 |
|--|--|



- Kudu size 1
- Kudu size 2
- Kudu size 3
- Kudu size 4

- White
- Red
- Grey

- Kudu Seat & Back Cushions
- Omit Seat Cushion

- One-Piece Height Adj. Push Handle (upcharge)
- Two-Piece Push Handle

- One-Piece Footplate, Centrally Mounted
- Individual Footplates (n/a on size 1)

- 12.5" Solid Wheels*
- 20" Solid Wheels w/Quick Release
- 22" Solid Wheels w/Quick Release
- 24" Solid Wheels w/Quick Release

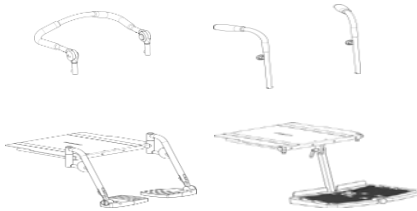
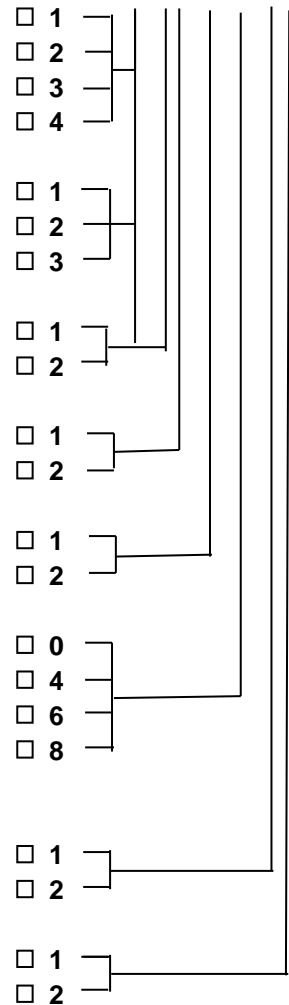
***Only available with drum brakes and fixed axles**

- High Mount Wheel Lock (20", 22" or 24")
- Drum Wheel Lock 12 1/2"

- 6" Solid Front Castors
- 7" Solid Front Castors**

****n/a with 12.5" or 20" rear wheels**

95 X X X X X X X



Kudu Price Configuration

Required Items

HCPCS

- Kudu Base E1233
- Recline E1014
- Solid Planar Back and Back Cushion E2291
- Planar Seat Cushion* E2292

Choose One:

- One-Piece Height Adjustable Push Handle
- Two-Piece Push Handle

Choose One:

- Center Mount Leg Support
- Individual, Removable, Swing-Away Leg Support

Choose One:

- Adjustable Individual Angle Footplate^ K0040
- One-Piece Footplate K0040
- Airless Insert Wheels (all sizes) E2216

Choose One:

- Wheel Locks, High Mount, 20", 22" & 24"
- Drum Wheel Lock 12.5"
- 6" or 7" Solid Front Casters
- Turnable Anti-Tip Device E0971

***Only required if seat and back cushions selected**

^n/a on size 1

Back Cushion(s)

Size

HCPCS

Part No.

(A)	(B)	<input type="checkbox"/> Back Cushion w/Cover (A)*	1		95741-160
		<input type="checkbox"/> Back Cushion w/Cover (A)*	2		95741-260
(C)		<input type="checkbox"/> Back Cushion w/Cover (A)*	3		95741-360
		<input type="checkbox"/> Back Cushion w/Cover (A)*	4		95741-460
		<input type="checkbox"/> Back Extension Cushion, + 2" (B)	1		95743-105
		<input type="checkbox"/> Back Extension Cushion, + 4" (B)	1		95743-110
		<input type="checkbox"/> Back Extension Cushion, + 2" (B)	2		95743-205
		<input type="checkbox"/> Back Extension Cushion, + 4" (B)	2		95743-210
		<input type="checkbox"/> Back Extension Cushion, + 2" (B)	3		95743-305
		<input type="checkbox"/> Back Extension Cushion, + 4" (B)	3		95743-310
		<input type="checkbox"/> Back Extension Cushion, + 2" (B)	4		95743-405
		<input type="checkbox"/> Back Extension Cushion, + 4" (B)	4		95743-410
		<input type="checkbox"/> Back Wedge, 6" x 2.5", Pair (C)	1, 2		E63012-60
		<input type="checkbox"/> Back Wedge, 12" x 2.5", Pair (C)	3, 4		E63013-60

(A)* Required only if Kudu Seat Cushion omitted

Transit Required Item

Size

HCPCS

Part No.

	<input type="checkbox"/> Transit				95900-10
--	----------------------------------	--	--	--	----------

Pelvic Positioning

Size

HCPCS

Part No.

(A)	(B)	<input type="checkbox"/> Hip Supports/ Width Reduction, Pair (A)	1, 2	E0956	95713-10
		<input type="checkbox"/> Hip Supports/ Width Reduction, Pair (A)	3, 4	E0956	95713-20
(C)	(D)	<input type="checkbox"/> Upholstered Hip Belt, 1" End Girth (B)	1		85424-1
		<input type="checkbox"/> 4-Point Padded Hip Belt (9-10.25" x 21.5") (C)	0	K0108	85427-0
		<input type="checkbox"/> 4-Point Padded Hip Belt (10.25-11.25" x 21.5") (C)	1	K0108	85427-1
		<input type="checkbox"/> 4-Point Padded Hip Belt (12-13.5" x 21.5" x 19.5") (C)	2	K0108	85427-2
		<input type="checkbox"/> 4-Point Padded Hip Belt (14-15.5" x 21.5" x 19.5") (C)	3	K0108	85427-3
(E)		<input type="checkbox"/> Pelvic Harness (6.75" X 13.75") (D)	X-Small	K0108	89108-0
		<input type="checkbox"/> Pelvic Harness (8.5" X 16.5") (D)	Small	K0108	89108-1
		<input type="checkbox"/> Pelvic Harness (10.5" X 16.75") (D)	Large	K0108	89108-2
		<input type="checkbox"/> Belt Harness, Neoprene (6.75" X 10.5" X 9.75") (E)	1		89114-1
		<input type="checkbox"/> Belt Harness, Neoprene (7.75" X 13.25" X 11.75") (E)	2		89114-2
	<input type="checkbox"/> Belt Harness, Neoprene (9" X 14" X 13.25") (E)	3		89114-3	

Foot & Leg Positioning

			Size	HCPCS	Part No.
		<input type="checkbox"/> Pommel (A)	0	E0957	95430-0
		<input type="checkbox"/> Pommel (H: 3.5" x D: 3.5" x B: 3.5") (A)	1	E0957	95430-1
		<input type="checkbox"/> Pommel (H: 3.5" x D: 4.75" x B: 3.5") (A)	2	E0957	95430-2
		<input type="checkbox"/> Pommel (H: 3.5" x D: 6" x B: 3.5") (A)	3	E0957	95430-3
		<input type="checkbox"/> Pommel (H: 3.5" x D: 7" x B: 3.5") (A)	4	E0957	95430-4
		<input type="checkbox"/> Pommel, Knee Abduction (B)	One Size	E0957	95430-10
		<input type="checkbox"/> Pommel Padding for Knee Abduction (C)	One Size	E0957	95430-10260
		<input type="checkbox"/> Adductors	One Size	E0957	95429-10
		<input type="checkbox"/> Calf Support for One-Piece Footplate (D)	One Size		85131
		<input type="checkbox"/> Calf Support for Individual Footplates (E)	One Size		85131-10
		<input type="checkbox"/> Heel Band for Individual Foot Plates (F)	One Size		85132-10
		<input type="checkbox"/> Upholstered Ankle Strap (W: 7.75") (G)	1	K0108	85426-1
		<input type="checkbox"/> Upholstered Ankle Strap (W: 9.75") (G)	2	K0108	85426-2
		<input type="checkbox"/> Upholstered Ankle Strap (W: 11.5") (G)	3	K0108	85426-3
		<input type="checkbox"/> Upholstered Ankle Strap (G)	4	K0108	85426-4
		<input type="checkbox"/> Formed Footplates, 8.5" Long (H)		K0108	86147
		<input type="checkbox"/> Formed Footplates, 9.5" Long (H)		K0108	86148
		<input type="checkbox"/> Neoprene Sandals, Set (I)	One Size	K0108	85696-1

Head Support

			Size	HCPCS	Part No.
		<input type="checkbox"/> Anatomic Head Support (5.5" x 5.5" x 9.5") (A)*	Small	E0955	5099001
		<input type="checkbox"/> Decutex Cover, black (Required)	Small	E0955	9923-83
		<input type="checkbox"/> Anatomic Head Support (6" x 5.5" x 10") (A)*	Medium	E0955	5099002
		<input type="checkbox"/> Decutex Cover, black (Required)	Medium	E0955	9945-83
		<input type="checkbox"/> Anatomic Head Support (6.5" x 5.5" x 12.5") (A)*	Large	E0955	5099003
		<input type="checkbox"/> Decutex Cover (Required)	Large	E0955	9967-83
		<input type="checkbox"/> Headband System (B)**		E0955	99500
		<input type="checkbox"/> Extra Headband Strap (B)**		E0955	99400-5
		<input type="checkbox"/> Turtle Bar System, Long (C)*		E1028	98619-26
		<input type="checkbox"/> Head Support Bracket for OEM (Other Equip. Manuf)		E1028	87590
		<input type="checkbox"/> Head Support Bracket for OEM (Other Equip. Manuf)		E1028	87590





(A)* Required Decutex Cover

(B) Only available with Anatomic Head Support**

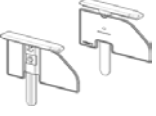

Trunk Positioning

			Size	HCPCS	Part No.
		<input type="checkbox"/> Fixed Laterals, Pair, Black (A)	3½" x 4"	E0956	95401-10
		<input type="checkbox"/> Fixed Laterals, Pair, Black (A)	4¾" x 5½"	E0956	95401-20
		<input type="checkbox"/> Fixed Laterals, Pair, Black (A)	6¼" x 5¾"	E0956	95401-30
		<input type="checkbox"/> Snap Lock for Laterals, Pair (fits 95401-10, 95401-20) (B)		E0956	8910702-20
		<input type="checkbox"/> Snap Lock for Laterals, Pair (fits 95401-30) (B)		E0956	8910702-25
		<input type="checkbox"/> Swing-Away Lateral Support Bracket, Right (C)		E1028	831000-R
		<input type="checkbox"/> Swing-Away Lateral Support Bracket, Left (C)		E1028	831000-L
		<input type="checkbox"/> Bar, Straight, Long, Each (D)*	4 ¾"	E1028	81932
		<input type="checkbox"/> Bar, Offset, Each (E)*	1" x 4 ¾"	E1028	81968
		<input type="checkbox"/> Bar, Offset, Each (F)*	1¾" x 4 ¾"	E1028	82000
		<input type="checkbox"/> Bar, Offset, Each (G)*	2½" x 4 ¾"	E1028	81969
		<input type="checkbox"/> Polyurethane Cushion Pads, Each (H)**	3½" x 7.2"	E0956	6175406
		<input type="checkbox"/> Polyurethane Cushion Pads, Each (H)**	2½" x 6 ¾"	E0956	6175405
		<input type="checkbox"/> Polyurethane Cushion Pads, Each (H)**	2½" x 6"	E0956	6175404
		<input type="checkbox"/> Protective Cushion for Lateral Hrdw, Black, Pair (I)			89150
		<input type="checkbox"/> Lateral Pad Belt	1"		84120-25
		<input type="checkbox"/> Lateral Pad Belt	1½"		84120-40
		<input type="checkbox"/> Cross Vest (W: 4.5" X D: .5" X H: 11") (J)	0	K0108	89625-060
		<input type="checkbox"/> Cross Vest (W: 5" X D: .5" X H: 12") (J)	1	K0108	89625-160
		<input type="checkbox"/> Cross Vest (W: 5.2" X D: .5" X H: 12.75") (J)	2	K0108	89625-260
		<input type="checkbox"/> Cross Vest (W: 6.25" X D: 4.75" X H: 15.25") (J)	3	K0108	89625-360
		<input type="checkbox"/> Cross Vest (W: 7.5" X D: 6.75" X H: 18.25") (J)	4	K0108	89625-460



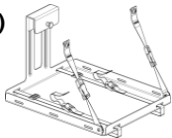
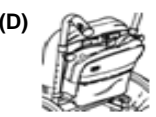

Trunk Positioning Continued

		Size	HCPCS	Part No.
	<input type="checkbox"/> Vest (W: 1.25" X D: 2.5" X H: 5.5") (K)	0	K0108	89111-060
	<input type="checkbox"/> Vest (W: 1.5" X D: 2.5" X H: 5.75") (K)	¾"	K0108	89111-07560
	<input type="checkbox"/> Vest (W: 2.25" X D: 2.5" X H: 7") (K)	1	K0108	89111-160
(K)		<input type="checkbox"/> Vest (W: 2.5" X D: 3.5" X H: 9.25") (K)	K0108	89111-260
(L)		<input type="checkbox"/> Vest (W: 2.75" X D: 4.75" X H: 11") (K)	K0108	89111-360
	<input type="checkbox"/> Vest (W: 2.75" X D: 6.75" X H: 13.75") (K)	4	K0108	89111-460
	<input type="checkbox"/> Neoprene Vest (W: 7" X D: 5.5" X H: 4") (L)	1	K0108	89113-1
	<input type="checkbox"/> Neoprene Vest (W: 6.5" X D: 9" X H: 6.75") (L)	2	K0108	89113-2
(M)		<input type="checkbox"/> Neoprene Vest (W: 11.5" X D: 7.75" X H: 7") (L)	K0108	89113-3
(N)		<input type="checkbox"/> Sternum Belt (W: 9.25" X D: 6.75" X H: 2.75") (M)	K0108	85430-0
	<input type="checkbox"/> Sternum Belt (W: 14" X D: 2.25" X H: 2.25") (M)	1	K0108	85430-1
	<input type="checkbox"/> Sternum Belt (W: 18" X D: 2.25" X H: 2.5") (M)	2	K0108	85430-2
	<input type="checkbox"/> Chest Belt, Upholstered (11.25" x 7.5" x 19.25-12") (N)	1	K0108	85428-1
	<input type="checkbox"/> Chest Belt, Upholstered (14" x 10.25" x 10.25-12.75") (N)	2	K0108	85428-2
	<input type="checkbox"/> Chest Belt, Upholstered (16.25" x 12.5" x 10.25-12.75") (N)	3	K0108	85428-3
	<input type="checkbox"/> Chest Belt, Upholstered (20.25" x 16" x 11.25-14.5") (N)	4	K0108	85428-4
(D, E, F, G)* Required with Swing-Away Bracket, select 1				
(H)** Required with Swing-Away Bracket, select 1				

Frame Option

		Size	HCPCS	Part No.
(A)		<input type="checkbox"/> Armrest w/Side Plates & Holders for Tray, Pair (A)	E0973	95712-2
(B)		<input type="checkbox"/> Armrest w/Side Plates & Holders for Tray, Pair (A)	E0973	95712-4
	<input type="checkbox"/> Angle Adjustable Armrest, Pair (B)*	1, 2	E0973	95712-20
	<input type="checkbox"/> Angle Adjustable Armrest, Pair (B)*	3, 4	E0973	95712-40
(B)* Includes Side Plates & Holders for Tray				

Accessories

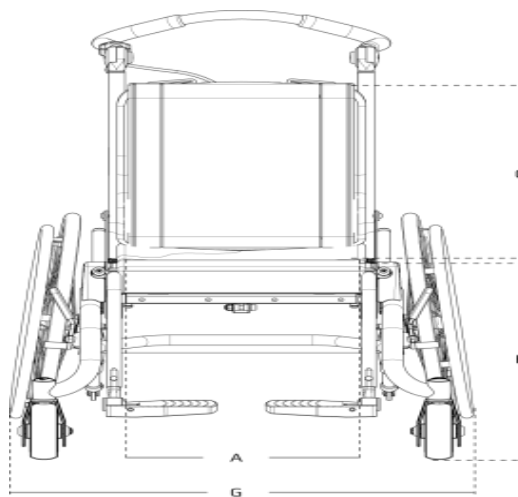
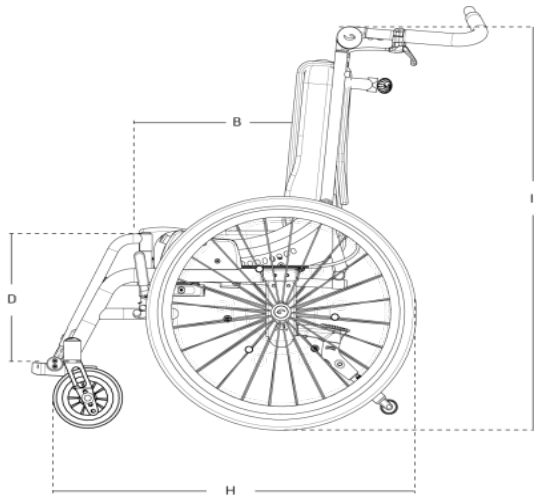
		Size	HCPCS	Part No.
(A)		<input type="checkbox"/> 20" Mud Guards, Pair (A)		952020
(B)		<input type="checkbox"/> 22" Mud Guards, Pair (A)		952022
	<input type="checkbox"/> 24" Mud Guards, Pair (A)	One Size		952024
	<input type="checkbox"/> Mud Guards for 22" with 7" Front Castors, Pair	One Size		952022-7
	<input type="checkbox"/> Mud Guards for 24" with 7" Front Castors	One Size		952024-7
(C)		<input type="checkbox"/> Tray with Hardware (B)	E0950	9576351
(D)		<input type="checkbox"/> Vent Tray (44lbs. Weight Limit) (C)	E1029	95281-10
	<input type="checkbox"/> Backpack (D)	1, 2		94480-1
	<input type="checkbox"/> Backpack (D)	3, 4		94480-2
	<input type="checkbox"/> 20" Spoke Protectors, Each (E)	One Size	K0065	95930-20
(E)		<input type="checkbox"/> 22" Spoke Protectors, Each (E)	K0065	95930-22
	<input type="checkbox"/> 24" Spoke Protectors, Each (E)	One Size	K0065	95930-24

HCPCS codes are provided for your convenience and are NOT to be considered billing or legal advice. Providers are responsible for insuring that appropriate billing codes are used when submitting claims. Proper use of HCPCS codes does not insure coverage or payment. Contact the appropriate payer for coverage information.

When being transported in a vehicle, it is R82's position that the wheelchair user transfer from the wheelchair into appropriate vehicle seating during transportation. Please note that at this time, the Department of Transportation has not officially approved any tie-down system for a user while in a wheelchair; therefore R82 cannot recommend a transit system.

The R82 Kudu mobility base was tested with the Kudu seating module equipped with a head support and wheelchair anchored pelvic belt and R82 transit anchors. The performance and safety of accessories and/or other seating options not tested by R82 is unknown, and no warranty or claim about their performance is or can be made.

Measurements



	Size 1	Size 2	Size 3	Size 4
	inches	inches	inches	inches
Seat width (A)	10"	11¾"	13¼"	15"
Seat width with hip supports (accessories)	7-10"	7-11½"	7-13"	7-15"
Seat depth (B)	8½-12½"	10½-14½"	12-16"	13½-17½"
Back height (C)	14½-18"	15½-20"	16½-22½"	17-24½"
Lower leg length (D):				
Footplate, centrally mounted	6-12"	6-14½"	10-17½"	10-17½"
Individual Footplates	N/A	9½-13½"	11½-18¾"	11½-18¾"
Seat height above floor (E)	18¾"	18¾"	18¾"	18¾"
Width (G)	23"	24½"	26"	27½"
Length (H)	27"	27"	29"	29"
Height (I)	37"	37"	37"	37"
Weight	42 lbs.	46 lbs.	51 lbs.	55 lbs.
Max. user weight/load	88 lbs.	110 lbs.	132 lbs.	132 lbs.
Max. user weight in transportation	88 lbs.	110 lbs.	125.5 lbs.	125.5 lbs.
Back recline	-5° to +30°	-5° to +30°	-5° to +30°	-5° to +30°
Seat tilt	-3° to +45°	-3° to +45°	-3° to +45°	-3° to +45°
Camber angle for 20, 22, 24 inch wheels	6°	6°	6°	6°