

Hoyer® Classics
Lifting & Repositioning



redefining patient handling

Hydraulic Lifters

Safety, Comfort and Value from the First Name in Patient Lifters

For more than 50 years, Hoyer lifters have defined the lifter category. From Ted Hoyer's early designs in the 1950's to more efficient models built with modern designs and materials, the Hoyer name has always stood for innovation. Today's lifters use state-of-the-art ergonomic design and quality components. The result—a lifter that you can always depend on.

Your best value: our top manual hydraulic lifter

Model HML400

- Contemporary painted design
- Ergonomically placed hydraulic pump handle is easy to use
- Pump handle rotates, allowing operation from either side of lifter
- Adjustable U-legs for easier seating or toileting
- Disassembles for easy storage
- 400 lb. resident capacity
- Priced for reimbursement



Model HML400



Model C-CB-L2 with C base

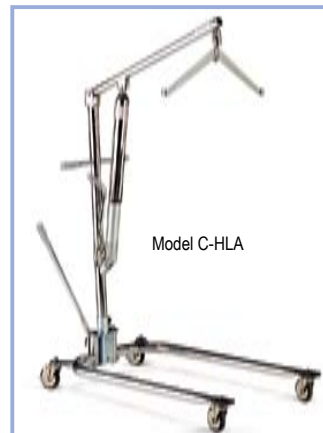
Choose either of our quality chrome classics

Model C-HLA-2, C-HLA-2T, C-CB-L2, C-HLA

- Innovative 6-point cradle works with an array of Hoyer slings, including 4-point and 2-point slings
- Extended reach means floor pick-up capabilities
- Adjustable legs (Does not apply to C-CB-L2)
- Cradle design minimizes sway
- 400 lb. resident capacity
- Long-wearing chrome finish maintains appearance
- Mast and base separate for easy travel or storage
- Standard 4" casters are offset for greater stability and smooth operation



Model C-HLA-2
C-HLA-2T
with Tall Mast



Model C-HLA

Lifting Solutions for the Home

Joerns Healthcare offers lifting solutions designed for use in the home. Ask for more information about these Hoyer homecare products:



Hoyer Tublift
Model 040-0121AC



Hoyer Voyager with
EasyTrack Portable Ceiling Lift

Lifters & Accessories

- Great support for easier recreation and therapeutic swimming
- Hydraulic power can be used anytime
- Full 62" lifting range and 360° swivel helps place any user gently below water
- Heavy-duty steel construction supports up to 400 lbs.
- Stainless steel painted finish resists corrosion in humid environments
- Includes 112-D sling



Hoyer Classic Pool Lift
Model: SS-HSP-1

Power Lifters

Your heavy-duty alternative

Model HPL600WB • Model HPL600WBSC with scale

- High quality, economical 600 lb. capacity power lift that meets the needs of larger residents
- Power operated base allows the legs to be positioned where you need them
- Base clearance of 4.5" fits under most beds
- Directional wheel guide for straight steering
- Ergonomic design makes resident transfers simple
- Long, padded handles offer various grip choices for users of different heights
- Floor pick-up capability helps prevent caregiver strain
- Emergency stop, power and manual lowering and audible low-battery warning provide safety
- 4-point cradle design minimizes patient sway

Choose the deluxe power lifter

Model HPL402

- Smooth, quiet transfer reduces resident anxiety
- Innovative 6-point non-sway cradle offers extra stability
- Cradle design works with Hoyer 4-point and 2-point slings
- Adjustable U-base
- Built-in emergency stop button
- Manual release for emergency lowering
- Ergonomic handle grips for easier positioning
- Improved resident legroom with reverse-mounted actuator
- Leg guards and caster bumpers
- 400 lb. patient capacity

No-strain lifting in a chrome classic

Model P-C-HLA-2

- Powered lifting provides more focus on the resident being lifted
- Easy cleaning, long-wearing chrome finish
- Adjustable U-base with 5.5" clearance
- Innovative 6-point cradle
- 400 lb. resident capacity



Simplify transfers for those who have trouble standing

Model PRO300

- Stand-up lifting is less stressful for users
- Natural standing motion with arc-lifting design
- Includes 1 medium long back sling (PB300S) and 1 large long back sling (PB300SL) for comfort and support
- Extra-long padded knee supports adapt to residents of varying heights
- Adjustable U-base spreads around chairs or commode for best access
- 297 lb. resident capacity



Hoyer 4-Point Slings

Used only with: HML400, C-CB-L2, C-HLA-2(T), HPL600WB, HPL402, and P-CHLA-2. Weight Capacity: 600 lbs. (or maximum lift capacity, if <600 lbs)

U-Sling, padded

Durable, polyester with closed-cell foam padding for comfort.



70000 X-Large
70001 Large
70002 Medium
70003 Small

U-Sling, padded w/ head support

Durable polyester with closed-cell foam padding for comfort, and nylon head support.



70010 X-Large
70011 Large
70012 Medium
70013 Small

One-Piece Sling w/ positioning strap

Provides easy position adjustment of patient. Durable polyester with closed-cell foam padding for comfort.



70051 Large
70052 Medium
70053 Small

One-Piece Commode Sling w/ positioning strap

Aperture for toileting without removing sling. Durable polyester with closed-cell foam padding for comfort.



70056 Large
70057 Medium
70058 Small

Bath Sling, nylon mesh w/ head support

Fast draining and drying nylon mesh for bathing



50025 Large
50026 Medium
50027 Small

Bath Sling, nylon mesh

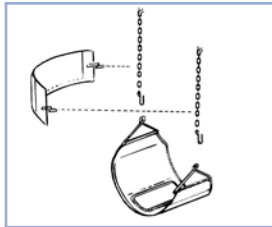
Fast draining and drying nylon mesh for bathing



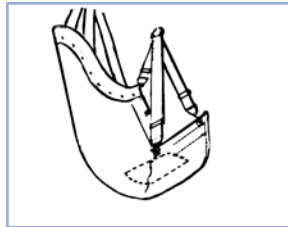
50020 X-Large
50021 Large
50022 Medium
50023 Small

Hoyer 2-Point Slings

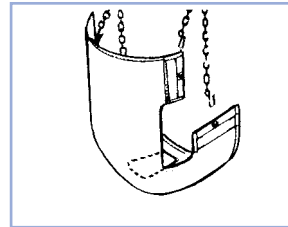
Used only with: C-HLA, HML400, C-CB-L2, C-HLA-2(T), HPL402, and P-CHLA-2: Weight capacity: 400 lbs.



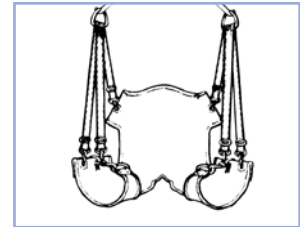
Two-Piece Commode 9 shown



Comfort Seat with Head Support 111 shown



Mid-Back Seat 113 shown



Split Commode Mid-Back Seat 127 shown

Hoyer Professional Slings

Used only with: HOY-ADVANCE-H, HOY-ADVANCE-E. Weight Capacity: 500 lbs.

Quick Fit Deluxe Sling

Additional material in seat area provides a more comfortable and supportive lift without the need for side suspenders. Available w/ padding, no padding & mesh for bathing.



NA1058 X-Large
NA1056 Large
NA1053 Medium
NA1050 Small
NA1048 X-Small

Quick Fit Padded Sling

An easy-to-fit general purpose sling. Mesh with padding in leg area. Available w/ padding, or mesh for bathing.



NA1008P X-Large
NA1006P Large
NA1003P Medium
NA1000P Small
NA1002P X-Small

Access Sling

Facilitates access for toileting and easy removal of clothing. Padded for comfort.



NA1608 X-Large
NA1606 Large
NA1603 Medium
NA1601 Small
NA1600 X-Small

Full Back Sling

Contoured sling with integrated head support and leg padding offers greater comfort and negates the need for side suspenders.



NA1071 X-Large
NA1070 Large
NA1069 Medium
NA1068 Small
NA1067 X-Small

