

# Glockenspiel Installation

## STEP: 1

Using four (4) M8 set screws connect Glockenspiel top to post.



## STEP: 2

Attach mallets to post using V-bracket supplied and two (2) M6 set screws.




Created By: Kelly D.  
Date Modified: 12/01/2020

# Glockenspiel Installation


## STEP: 3

Drill four (4) holes into the concrete 1/2 inch deeper than the anchor will penetrate. Make sure that the minimum embedment requirements are met. Clean out the holes.



## STEP: 4

Hammer the bottom of the wedge anchor into the concrete. Make sure this is a tight fit.




Created By: Kelly D.  
Date Modified: 12/01/2020

# Glockenspiel Installation

## STEP: 5

Using four (4) lock nuts and four (4) washers, tighten the nuts into the previously hammered in anchors.



Created By: Kelly D.  
Date Modified: 12/01/2020