



CUSHION CARE GUIDE

Comfort Company Cushions



SAFETY SYMBOLS


 **WARNING** Indicates that not following the specified procedure could lead to potentially hazardous conditions resulting in serious injury.

 **CAUTION** Indicates that not following the specified procedure could lead to potentially hazardous conditions resulting in minor to moderate injury or damage to the equipment or other property.

COVER CARE INSTRUCTIONS

WARNINGS:

- Follow all manufacturer bleach container and germicidal disinfectant safety guidelines.
- Before transferring to a new user, the product must be completely cleaned and disinfected.
- Periodically, check the cover and components for damage and wear, and replace if necessary. Some wear with regular use is expected.

 **CAUTION:** Frequent heat drying and bleaching will cause fabric to break down. Air drying and cleaning without bleach are recommended whenever possible to help extend the life of the cover.

SURFACE CLEANING AND DISINFECTING **COMFORT-TEK FABRIC ONLY**

Spray with common household or commercial antibacterial cleansers or disinfectants. Wipe with a damp, water-only cloth after disinfecting. Let dry completely before use.



CLEANING AND DISINFECTING **ALL FABRICS**

CAUTIONS:

- Remove hook fastener pieces from the cover before cleaning and disinfecting. Hook fasteners may snag the fabric, causing changes in the appearance (but not the effectiveness) of the fabric.
- Remove the cover from the foam and any inserts before cleaning or disinfecting.


To clean the cover: When possible, hand wash in warm water with mild detergent, rinse thoroughly with clean water, and air dry (let dry completely before use). Or machine wash using common laundry detergent and tumble dry low. **DO NOT** steam clean or autoclave. **DO NOT** iron.




To disinfect the cover: Machine wash hot (without the foam or inserts) using common laundry detergent. Tumble dry low.



FOAM CARE INSTRUCTIONS

 **WARNINGS:** **DO NOT** use contaminated foam with multiple users. Disinfectants are **NOT** effective on porous surfaces such as foam. Replacement foam components may be purchased separately.









 **CAUTIONS:** **DO NOT** submerge the foam in any liquid, including water. The foam should not be exposed to light for any extended period of time. Light will cause discoloration of the foam.

Note: Discoloration will not affect the functional features. There is no need to attempt to "clean" discoloration caused by light exposure.

To clean the foam: Soiled foams should be replaced. Remove the cover. Wipe lightly with a damp cloth. **DO NOT** use soap. Let dry completely before replacing the cover.



CARE SYMBOLS

 Wipe with a damp cloth.	 Hand wash.	 Dry flat.	 Line dry.
 Machine wash warm.*	 Machine wash hot.*	 Tumble dry low.	 Do not tumble dry.

*maximum temperature shown