

- ⚠ **WARNING: Important! Read and understand these instructions before installing or using the Gait Belt. If you do not understand any part of these warnings, cautions or instructions, contact a healthcare professional for direction in the use of this product. If the Gait Belt is not properly applied and used, personal injury and damage to the Gait Belt could result.**
- ⚠ **WARNING: If components are damaged or missing, contact your dealer immediately. DO NOT use substitute parts. Use only Lumex replacement parts. Non-Lumex replacement parts could cause personal injury and damage to the Gait Belt.**
- ⚠ **WARNING: Cancer and Reproductive Harm**
- ⚠ **WARNING: GF Health Products, Inc. assumes no responsibility for any damage or injury caused by improper installation or use of this product.**

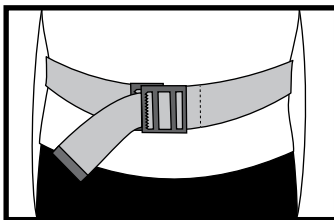
### INTENDED USE

The Gait Belt, an assistive device, is intended to assist with transferring a person between locations, assist with sitting and standing, and help with walking. It is secured around the waist to allow a caregiver to grasp the belt to assist a person in moving.

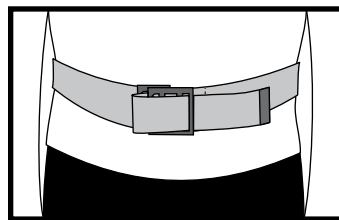
- ⚠ **WARNING: Contraindications – the Gait Belt is not intended for use by those with COPD (Chronic Obstructive Pulmonary Disease), hernias, G-tubes, colostomy, ostomy, or surgical incisions; or monitors, tubes, or cords whose performance could be affected by the Gait Belt.**

### APPLICATION

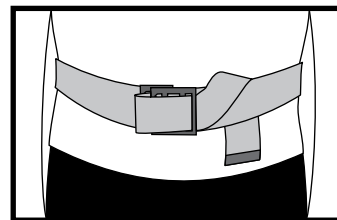
1. Remove Gait Belt from packaging and inspect. If components are damaged or missing, do not use product, and contact your Graham-Field authorized distributor immediately.
2. Apply the Gait Belt so that it is secure, yet comfortable, for the patient. Refer to pictures below.



step 3



step 4



step 5



step 6

3. Wrap the belt around the patient's waist with the buckle on the outside, at front of stomach as shown above; insert belt through buckle as shown.
4. Wrap end of belt back through buckle as shown above.
5. If there is excess at end of belt, tuck end under belt as shown above.
6. When finished adjusting, ensure you can slip your fingers between belt and patient as shown above.

### OPERATION

- ⚠ **WARNING: Ensure the Gait Belt is securely installed as described above before each use. Monitor patient to ensure Gait Belt does not adversely affect patient in any way. If so, discontinue use immediately.**
- ⚠ **WARNING: During Gait Belt use, always use good body mechanics to prevent personal injury.**



Gait Belt shown in use

## CLEANING AND MAINTENANCE

**⚠ WARNING: Check the Gait Belt before each use for signs of damage. If damage is found, DO NOT use the Gait Belt. Contact your GF authorized distributor immediately.**

To clean Gait Belt, hand wash gently, using mild soap, rinse with clear water, and air dry. Buckle may be dried with a clean, soft cloth. Ensure the belt is dry before the next use.

**▲ NOTICE: DO NOT use abrasive cleaners or scouring pads on any part of the Gait Belt.**

## LIMITED WARRANTY

### SCOPE OF WARRANTY

GF Health Products, Inc. ("GF") warrants to the original purchaser only that it will replace or repair components, at GF's sole discretion, that are defective in material or workmanship under normal use and service. All warranties are conditioned upon the proper use of the products strictly in accordance with good commercial practice and applicable GF instructions and manuals, including proper use and maintenance. To the extent that a component is warranted by a third party, GF conveys all of its rights under that warranty to the original purchaser, to the extent permitted. This limited warranty shall only apply to defects that are reported to GF's customer service team within the applicable warranty period and which, upon examination by GF or its authorized representative, prove to be a warranty item. This limited warranty is not transferable. Within the guidelines set forth in this document, this product is warranted for one year. The applicable warranty period shall commence from date of shipment to the original customer, unless there is an expiration date on the component in which case the warranty shall expire on the earlier of warranty period or the expiration date.

### OBTAINING WARRANTY SERVICE

This limited warranty shall only apply to defects that are reported to the Distributor from whom the Customer purchased the product within the applicable warranty period. If there is not a Distributor, you must contact GF directly

Specific directions will be provided by the Customer Service Representative. Failure to abide by the specific directions will result in denial of the warranty claim.

### EXCLUSIONS

The warranty does not cover and GF shall not be liable for the following:

- 1) Defects, damage, or other conditions caused, in whole or in part, by misuse, abuse, negligence, alteration, accident, freight damage, tampering or failure to seek and obtain repair or replacement in a timely manner;
- 2) Products which are not installed, used, or properly cleaned and maintained as required in the official manual for the applicable product;
- 3) Products considered to be of a non-durable nature including, but not limited to: casters, filters, fuses, gaskets, lubricants, and charts;
- 4) Accessories or parts not provided by GF;
- 5) Charges by anyone for adjustments, repairs, replacement parts, installation or other work performed upon or in connection with such products which are not expressly authorized in writing, in advance, by GF;
- 6) Any labor or shipping charges incurred in the replacement part installation or repair;
- 7) Costs and expenses of regular maintenance and cleaning; and
- 8) Representations and warranties made by any person or entity other than GF.

### ENTIRE WARRANTY, EXCLUSIVE REMEDY AND CONSEQUENTIAL DAMAGES DISCLAIMER

THIS WARRANTY IS GF'S ONLY WARRANTY AND IS IN LIEU OF ALL OTHER WARRANTIES, EXPRESS OR IMPLIED. GF MAKES NO IMPLIED WARRANTIES OF ANY KIND INCLUDING ANY IMPLIED WARRANTIES OF MERCHANTABILITY OR FITNESS FOR A PARTICULAR PURPOSE. IF ANY MODEL OR SAMPLE WAS SHOWN TO THE CUSTOMER, SUCH MODEL OR SAMPLE WAS USED MERELY TO ILLUSTRATE THE GENERAL TYPE AND QUALITY OF THE PRODUCT AND NOT TO REPRESENT THAT THE PRODUCT WOULD NECESSARILY CONFORM TO THE MODEL OR SAMPLE IN ALL RESPECTS. THIS WARRANTY IS LIMITED TO THE REPAIR OR REPLACEMENT OF THE DEFECTIVE PARTS. GF SHALL NOT BE LIABLE FOR AND HEREBY DISCLAIMS ANY DIRECT, SPECIAL, INDIRECT, INCIDENTAL, EXEMPLARY OR CONSEQUENTIAL DAMAGES, INCLUDING, BUT NOT LIMITED TO: DAMAGES FOR LOSS OF PROFITS OR INCOME, LOSS OF USE, DOWNTIME, COVER, OR EMPLOYEE OR INDEPENDENT CONTRACTOR WAGES, PAYMENTS AND BENEFITS.

The warranties contained herein contain all the representations and warranties with respect to the subject matter of this document, and supersede all prior negotiations, agreements and understandings with respect thereto. The recipient of this document hereby acknowledges and represents that it has not relied on any representation, assertion, guarantee, warranty, collateral contract or other assurance, except those set out in this document.

For additional information on this product or this warranty, please contact a GF Customer Service Representative.

### NOTES:

- 1) Additional terms and conditions may apply.
- 2) Freight claims must be notated on the appropriate shipping documents and must be made with immediacy. International, federal and state regulations govern specific requirements for freight claims. Failure to abide by those regulations may result in a denial of the freight claim. GF will assist you in filing the freight claim.
- 3) Claims for any short shipment must be made within three (3) days of the invoice date.

