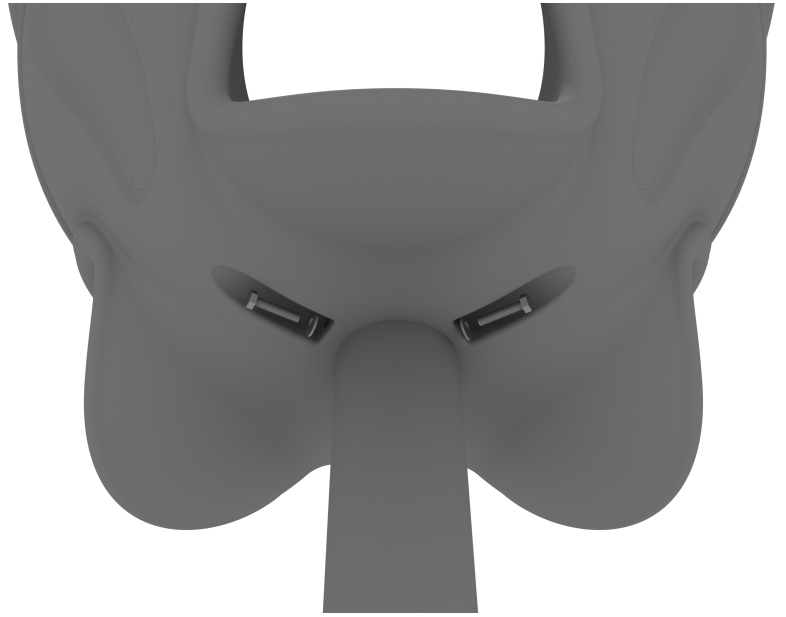


# PFS011 Funnel Ball Install

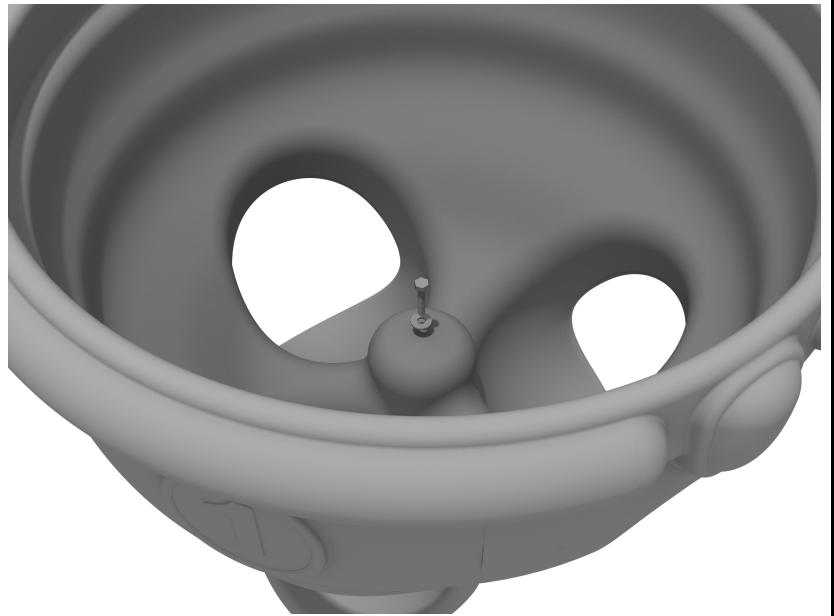
## STEP: 1

Prior to digging footers, assemble entire Funnel Ball Game. Insert the support Post into the bottom of the Funnel Ball Game Top. Using three (3) M8\*45 bolts and three (3) M8 washers, secure Funnel Ball top to the support post.



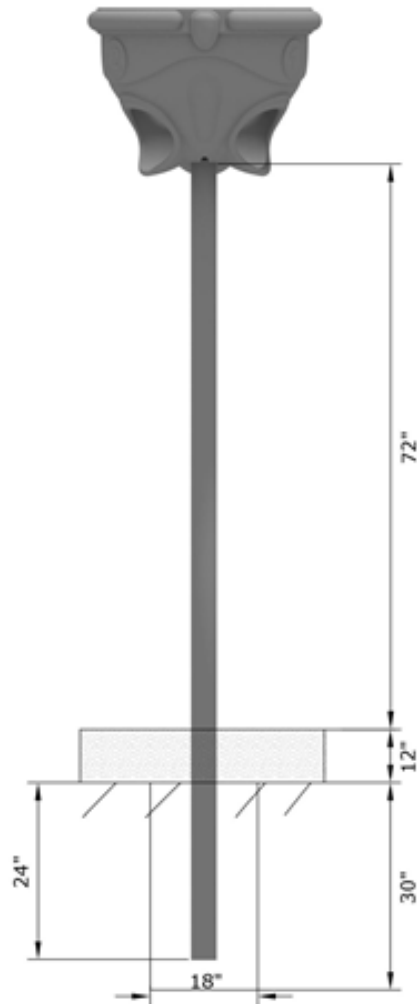
## STEP: 2

Secure Funnel Ball Top to top of support post by using one (1) M10\*45 bolt and one (1) M10 washer.



# PFS011 Funnel Ball Install

## Recommended Height



Funnel Ball Game requires a 18" Wide x 30" Deep footing not including 12" of surfacing. Adjusting footer depth depending on surfacing used. (6-inch surfacing would require a 30" deep footing.) Follow guidelines from Concrete manufacturer for amount / time of curing, etc.