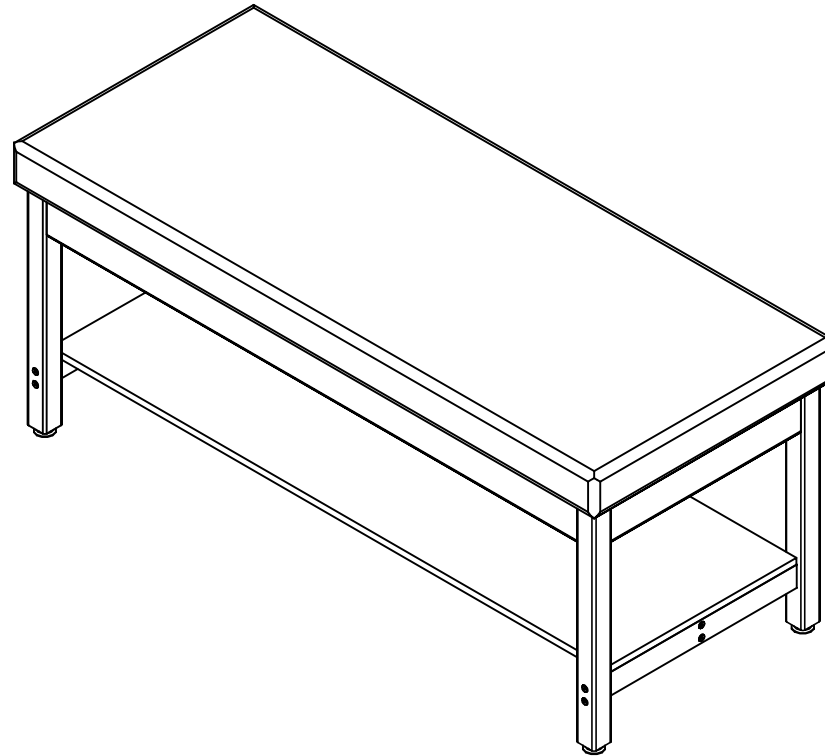


# FIRST AID TRAINING BENCH

FAB31, FAB36, FAB31SF, & FAB36SF SERIES (OAK OR MAPLE)  
ASSEMBLY INSTRUCTIONS



**NOTE:**

1. MODEL VIEWS MAY NOT REPRESENT EXACT MODEL PURCHASED

|                                                     |         |     |           |         |
|-----------------------------------------------------|---------|-----|-----------|---------|
| ALL DIMENSIONS ARE IN INCHES UNLESS NOTED OTHERWISE | DWN BY: | EMR | DATE DWN: | 4/15/21 |
| DECIMALS: X = ± .000                                | APR BY: |     | DATE APR: |         |
| XX = ± .020                                         | APR BY: |     | DATE APR: |         |
| XXX = ± .010                                        | APR BY: |     | DATE APR: |         |
| ANGLES: = ± 1°0'                                    |         |     |           |         |
| CABINET SQUARENESS: = ± .0625                       |         |     |           |         |

CONFIDENTIAL:  
ALL DESIGN RIGHTS RESERVED  
THE INFORMATION, DATA, DESIGN, AND DRAWINGS EMBODIED IN THIS DOCUMENT AND ALL REPRODUCTIONS THEREOF ARE THE EXCLUSIVE PROPERTY OF DIVERSIFIED WOODCRAFTS, INC.

THESE DOCUMENTS ARE SUPPLIED WITH THE UNDERSTANDING THAT THEY WILL NOT BE DISCLOSED TO THIRD PARTIES WITHOUT WRITTEN CONSENT OF DIVERSIFIED WOODCRAFTS, INC. ANY REPRODUCTION IN PART OR WHOLE WITHOUT WRITTEN CONSENT IS SUBJECT TO LEGAL ACTION.



TITLE:  
FIRST AID TRAINING BENCH  
ASSEMBLY INSTRUCTIONS

| A    | CREATED DRAWING | 4/15/21 | EMR  | N/A     |
|------|-----------------|---------|------|---------|
| REV. | DESCRIPTION     | DATE    | NAME | ECN No. |
|      |                 |         |      |         |

REVISION LEVEL

|                                  |        |         |           |
|----------------------------------|--------|---------|-----------|
| DRAWING NUMBER:                  | SCALE: | SHEET:  | REVISION: |
| FAB31, FAB36, FAB31SF, & FAB36SF | NTS    | 1 OF 11 | REV A     |

## TOOLS REQUIRED

|                                          |
|------------------------------------------|
| 1/2" WRENCH                              |
| 1/2" SOCKET AND TORQUE WRENCH - OPTIONAL |
| 4MM ALLEN WRENCH                         |

## ASSEMBLY COMPONENTS

| ITEMS INCLUDED         | PART #   | PART DESCRIPTION                                    | QTY |
|------------------------|----------|-----------------------------------------------------|-----|
| APRON AND TOP ASSEMBLY | N/A      | APRON ASSEMBLY WITH SUPPORT TOP (FACTORY ASSEMBLED) | 1   |
| LEGS                   | VARIES   | LEG,2.25X2.25X(HEIGHT VARIES)                       | 4   |
| CONFIRMATS - LEGS      | 227578   | SCREW,7MMX90MM,CONN,ALLENHEAD, BLACK                | 8   |
| CONFIRMATS - STRETCHER | 228564   | SCREW,7MMX50MM,CONN,ALLENHEAD, BLACK                | 4   |
| BRACE                  | N/A      | TABLE BRACE - 23.50" LONG                           | 2   |
| STRETCHER              | N/A      | TABLE STRETCHER - 67.00" LONG                       | 1   |
| LEG HARDWARE KIT       | 520001-4 | LEG HARDWARE KIT, 4 LEGS                            | 1   |
| PAD                    | 256749   | 4.75X30X72,BLACK,HIGH DENSITY FOAM                  | 1   |
| VELCRO                 | 221594   | VELCRO,BLACK,2.00W                                  | 2   |
| SHELF - OPTIONAL       | N/A      | SHELF - 0.75"THK x 23.38"W x 68.50"L                | 1   |
| SCREWS - SHELF         | 100066   | SCREW,#8X1.5 FSQ SMS TYPE 17                        | 7   |

**NOTE:**

- 1. COMPONENTS VARY WITH STYLE OF TABLE PURCHASED.
  - 1.1. HEIGHT SELECTIONS:
    - 1.1.1. 31"H OR 36"H

|                                                     |         |     |           |         |
|-----------------------------------------------------|---------|-----|-----------|---------|
| ALL DIMENSIONS ARE IN INCHES UNLESS NOTED OTHERWISE | DWN BY: | EMR | DATE DWN: | 4/15/21 |
| DECIMALS: X = ± .000<br>XX = ± .020<br>XXX = ± .010 | APR BY: |     | DATE APR: |         |
| ANGLES: = ± 1°                                      | APR BY: |     | DATE APR: |         |
| CABINET SQUARENESS: = ± .0625                       | APR BY: |     | DATE APR: |         |

CONFIDENTIAL:  
ALL DESIGN RIGHTS RESERVED  
THE INFORMATION, DATA, DESIGN, AND DRAWINGS EMBODIED IN THIS DOCUMENT AND ALL REPRODUCTIONS THEREOF ARE THE EXCLUSIVE PROPERTY OF DIVERSIFIED WOODCRAFTS, INC.

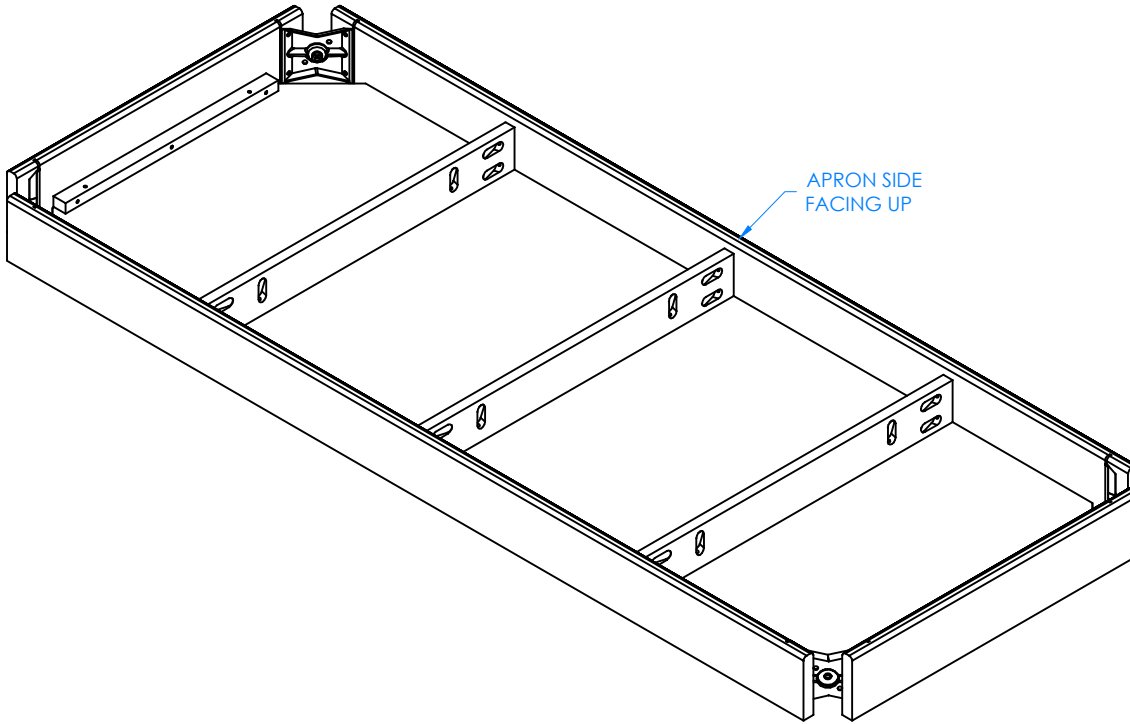
THESE DOCUMENTS ARE SUPPLIED WITH THE UNDERSTANDING THAT THEY WILL NOT BE DISCLOSED TO THIRD PARTIES WITHOUT WRITTEN CONSENT OF DIVERSIFIED WOODCRAFTS, INC. ANY REPRODUCTION IN PART OR WHOLE WITHOUT WRITTEN CONSENT IS SUBJECT TO LEGAL ACTION.



TITLE:  
FIRST AID TRAINING BENCH  
TOOLS AND ASSEMBLY COMPONENTS

|                |                 |         |      |         |
|----------------|-----------------|---------|------|---------|
| A              | CREATED DRAWING | 4/15/21 | EMR  | N/A     |
| REV:           | DESCRIPTION     | DATE    | NAME | ECN No. |
| REVISION LEVEL |                 |         |      |         |

|                                  |        |         |           |
|----------------------------------|--------|---------|-----------|
| DRAWING NUMBER:                  | SCALE: | SHEET:  | REVISION: |
| FAB31, FAB36, FAB31SF, & FAB36SF | NTS    | 2 OF 11 | REV A     |



STEP 1:

- LAY TABLE ON FLOOR WITH APRON SIDE FACING UP.

NOTE:

1.

|                                                     |         |     |           |         |
|-----------------------------------------------------|---------|-----|-----------|---------|
| ALL DIMENSIONS ARE IN INCHES UNLESS NOTED OTHERWISE | DWN BY: | EMR | DATE DWN: | 4/15/21 |
| DECIMALS: X = ± .000                                | APR BY: |     | DATE APR: |         |
| XX = ± .020                                         | APR BY: |     | DATE APR: |         |
| XXX = ± .010                                        | APR BY: |     | DATE APR: |         |
| ANGLES: = ± 1°                                      | APR BY: |     | DATE APR: |         |
| CABINET SQUARENESS: = ± .0625                       | APR BY: |     | DATE APR: |         |



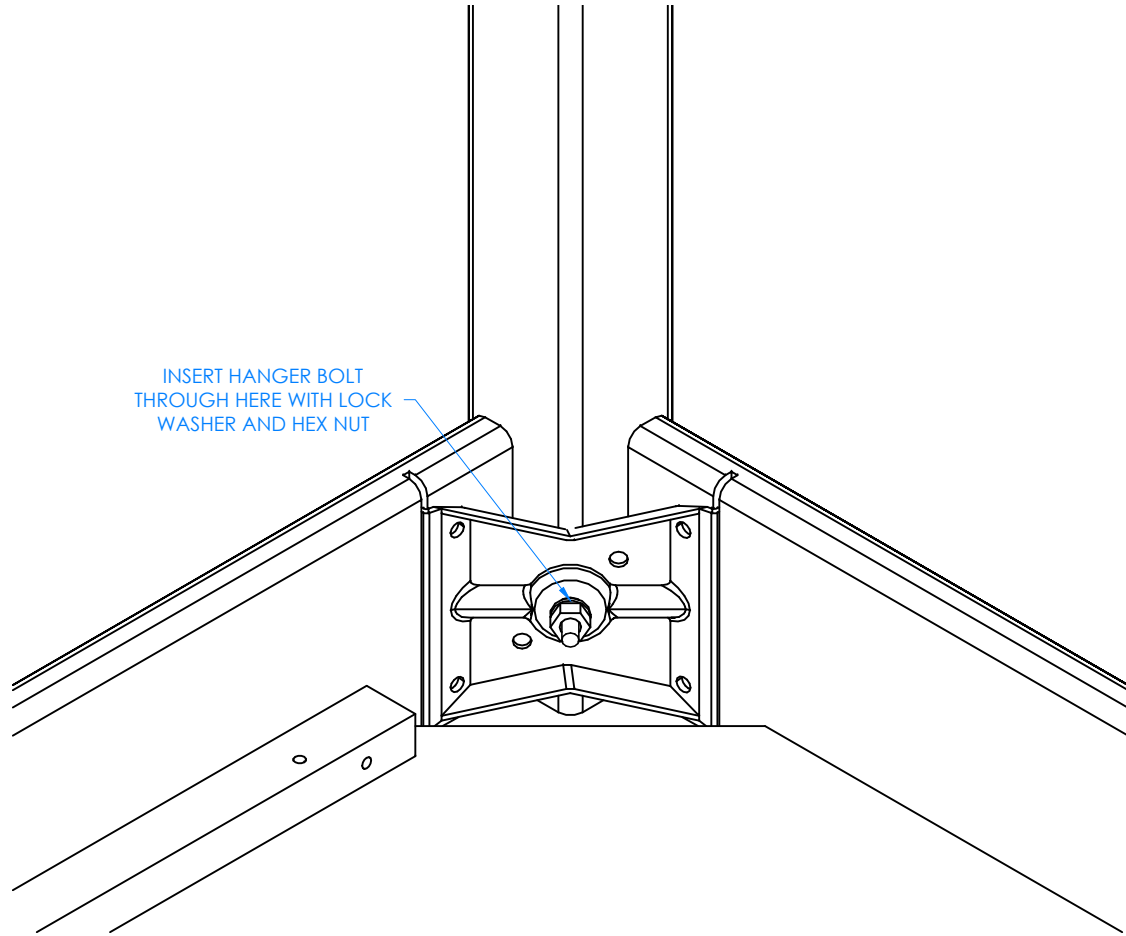
CONFIDENTIAL:  
 ALL DESIGN RIGHTS RESERVED  
 THE INFORMATION, DATA, DESIGN, AND DRAWINGS EMBODIED IN THIS DOCUMENT AND ALL REPRODUCTIONS THEREOF ARE THE EXCLUSIVE PROPERTY OF DIVERSIFIED WOODCRAFTS, INC.

TITLE:  
**FIRST AID TRAINING BENCH  
 ASSEMBLY INSTRUCTIONS**

THESE DOCUMENTS ARE SUPPLIED WITH THE UNDERSTANDING THAT THEY WILL NOT BE DISCLOSED TO THIRD PARTIES WITHOUT WRITTEN CONSENT OF DIVERSIFIED WOODCRAFTS, INC. ANY REPRODUCTION IN PART OR WHOLE WITHOUT WRITTEN CONSENT IS SUBJECT TO LEGAL ACTION.

|                                  |        |         |           |
|----------------------------------|--------|---------|-----------|
| DRAWING NUMBER:                  | SCALE: | SHEET:  | REVISION: |
| FAB31, FAB36, FAB31SF, & FAB36SF | NTS    | 3 OF 11 | REV A     |

| A              | CREATED DRAWING | 4/15/21 | EMR  | N/A     |
|----------------|-----------------|---------|------|---------|
| REV.           | DESCRIPTION     | DATE    | NAME | ECN No. |
|                |                 |         |      |         |
| REVISION LEVEL |                 |         |      |         |



INSERT HANGER BOLT THROUGH HERE WITH LOCK WASHER AND HEX NUT

STEP 2:

- INSERT HANGER BOLT ON ONE LEG THROUGH THE CORNER BRACKET AND INSERT LOCK WASHER AND HEX NUT.
- SCREW ON NUT USING A 1/2" WRENCH OR 1/2" SOCKET AND TORQUE WRENCH.
- DO NOT TIGHTEN ALL THE WAY.
- REPEAT FOR OTHER CORNER LEGS.

CLOSE UP CORNER LEG ASSEMBLY

NOTE:

1.

|                                                     |         |     |           |         |
|-----------------------------------------------------|---------|-----|-----------|---------|
| ALL DIMENSIONS ARE IN INCHES UNLESS NOTED OTHERWISE | DWN BY: | EMR | DATE DWN: | 4/15/21 |
| DECIMALS: X = ± .000                                | APR BY: |     | DATE APR: |         |
| XX = ± .020                                         | APR BY: |     | DATE APR: |         |
| XXX = ± .010                                        | APR BY: |     | DATE APR: |         |
| ANGLES: = ± 1°                                      | APR BY: |     | DATE APR: |         |
| CABINET SQUARENESS: = ± .0625                       | APR BY: |     | DATE APR: |         |

CONFIDENTIAL:  
ALL DESIGN RIGHTS RESERVED  
THE INFORMATION, DATA, DESIGN, AND DRAWINGS EMBODIED IN THIS DOCUMENT AND ALL REPRODUCTIONS THEREOF ARE THE EXCLUSIVE PROPERTY OF DIVERSIFIED WOODCRAFTS, INC.

THESE DOCUMENTS ARE SUPPLIED WITH THE UNDERSTANDING THAT THEY WILL NOT BE DISCLOSED TO THIRD PARTIES WITHOUT WRITTEN CONSENT OF DIVERSIFIED WOODCRAFTS, INC. ANY REPRODUCTION IN PART OR WHOLE WITHOUT WRITTEN CONSENT IS SUBJECT TO LEGAL ACTION.




TITLE:  
FIRST AID TRAINING BENCH  
ASSEMBLY INSTRUCTIONS

| A    | CREATED DRAWING | 4/15/21 | EMR  | N/A     |
|------|-----------------|---------|------|---------|
| REV. | DESCRIPTION     | DATE    | NAME | ECN No. |
|      |                 |         |      |         |
|      |                 |         |      |         |

REVISION LEVEL

|                                  |        |         |           |
|----------------------------------|--------|---------|-----------|
| DRAWING NUMBER:                  | SCALE: | SHEET:  | REVISION: |
| FAB31, FAB36, FAB31SF, & FAB36SF | NTS    | 4 OF 11 | REV A     |



CLOSE UP LEG LEVELER ASSEMBLY

STEP 3:

- SCREW LEG LEVELERS INTO T-NUT ON BOTTOM OF LEG.

NOTE:

1.

|                                                     |         |     |           |         |
|-----------------------------------------------------|---------|-----|-----------|---------|
| ALL DIMENSIONS ARE IN INCHES UNLESS NOTED OTHERWISE | DWN BY: | EMR | DATE DWN: | 4/15/21 |
| DECIMALS: $X = \pm .000$                            | APR BY: |     | DATE APR: |         |
| $XX = \pm .020$                                     | APR BY: |     | DATE APR: |         |
| $XXX = \pm .010$                                    | APR BY: |     | DATE APR: |         |
| ANGLES: $= \pm 1^{\circ}0'$                         | APR BY: |     | DATE APR: |         |
| CABINET SQUARENESS: $= \pm .0625$                   | APR BY: |     | DATE APR: |         |



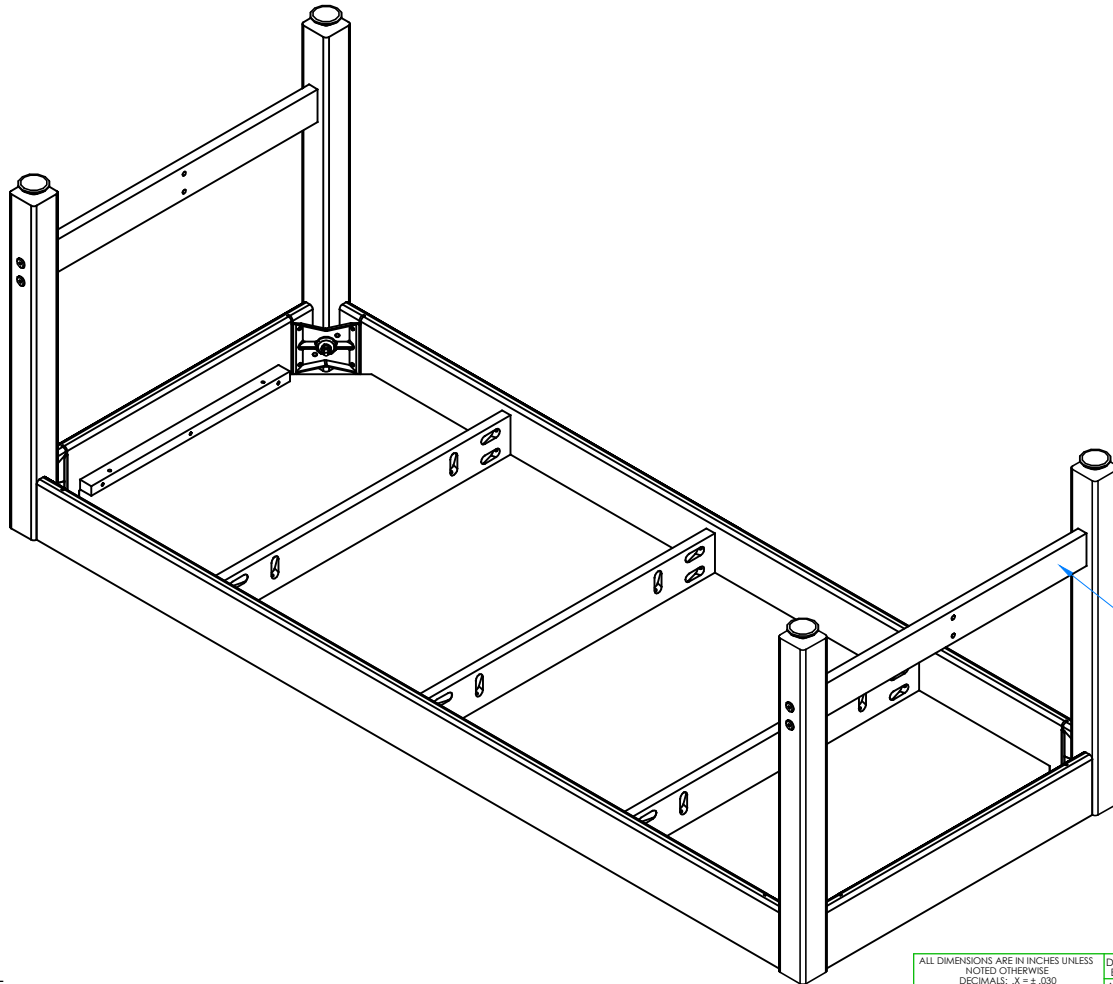
CONFIDENTIAL:  
 ALL DESIGN RIGHTS RESERVED  
 THE INFORMATION, DATA, DESIGN, AND DRAWINGS EMBODIED IN THIS DOCUMENT AND ALL REPRODUCTIONS THEREOF ARE THE EXCLUSIVE PROPERTY OF DIVERSIFIED WOODCRAFTS, INC.

TITLE:  
**FIRST AID TRAINING BENCH  
 ASSEMBLY INSTRUCTIONS**

THESE DOCUMENTS ARE SUPPLIED WITH THE UNDERSTANDING THAT THEY WILL NOT BE DISCLOSED TO THIRD PARTIES WITHOUT WRITTEN CONSENT OF DIVERSIFIED WOODCRAFTS, INC. ANY REPRODUCTION IN PART OR WHOLE WITHOUT WRITTEN CONSENT IS SUBJECT TO LEGAL ACTION.

|                                  |        |         |           |
|----------------------------------|--------|---------|-----------|
| DRAWING NUMBER:                  | SCALE: | SHEET:  | REVISION: |
| FAB31, FAB36, FAB31SF, & FAB36SF | NTS    | 5 OF 11 | REV A     |

| REV.           | DESCRIPTION     | DATE    | NAME | ECN No. |
|----------------|-----------------|---------|------|---------|
| A              | CREATED DRAWING | 4/15/21 | EMR  | N/A     |
| REVISION LEVEL |                 |         |      |         |



STEP 4:

- ATTACH BRACES TO LEGS.
- INSERT CONFIRMATS INTO ONE LEG AND SCREW INTO BRACE USING A 4MM ALLEN WRENCH.
- REPEAT ON ALL LEGS.
- MAKE SURE BRACES ARE STRAIGHT AND ALL CONFIRMATS ARE SECURE.

LEG BRACE - TYPICAL

NOTE:

1.

|                                                     |         |     |           |         |
|-----------------------------------------------------|---------|-----|-----------|---------|
| ALL DIMENSIONS ARE IN INCHES UNLESS NOTED OTHERWISE | DWN BY: | EMR | DATE DWN: | 4/15/21 |
| DECIMALS: X = ± .000                                | APR BY: |     | DATE APR: |         |
| XX = ± .020                                         | APR BY: |     | DATE APR: |         |
| XXX = ± .010                                        | APR BY: |     | DATE APR: |         |
| ANGLES: = ± 1°                                      | APR BY: |     | DATE APR: |         |
| CABINET SQUARENESS: = ± .0625                       | APR BY: |     | DATE APR: |         |

CONFIDENTIAL:  
ALL DESIGN RIGHTS RESERVED  
THE INFORMATION, DATA, DESIGN, AND DRAWINGS EMBODIED IN THIS DOCUMENT AND ALL REPRODUCTIONS THEREOF ARE THE EXCLUSIVE PROPERTY OF DIVERSIFIED WOODCRAFTS, INC.

THESE DOCUMENTS ARE SUPPLIED WITH THE UNDERSTANDING THAT THEY WILL NOT BE DISCLOSED TO THIRD PARTIES WITHOUT WRITTEN CONSENT OF DIVERSIFIED WOODCRAFTS, INC. ANY REPRODUCTION IN PART OR WHOLE WITHOUT WRITTEN CONSENT IS SUBJECT TO LEGAL ACTION.

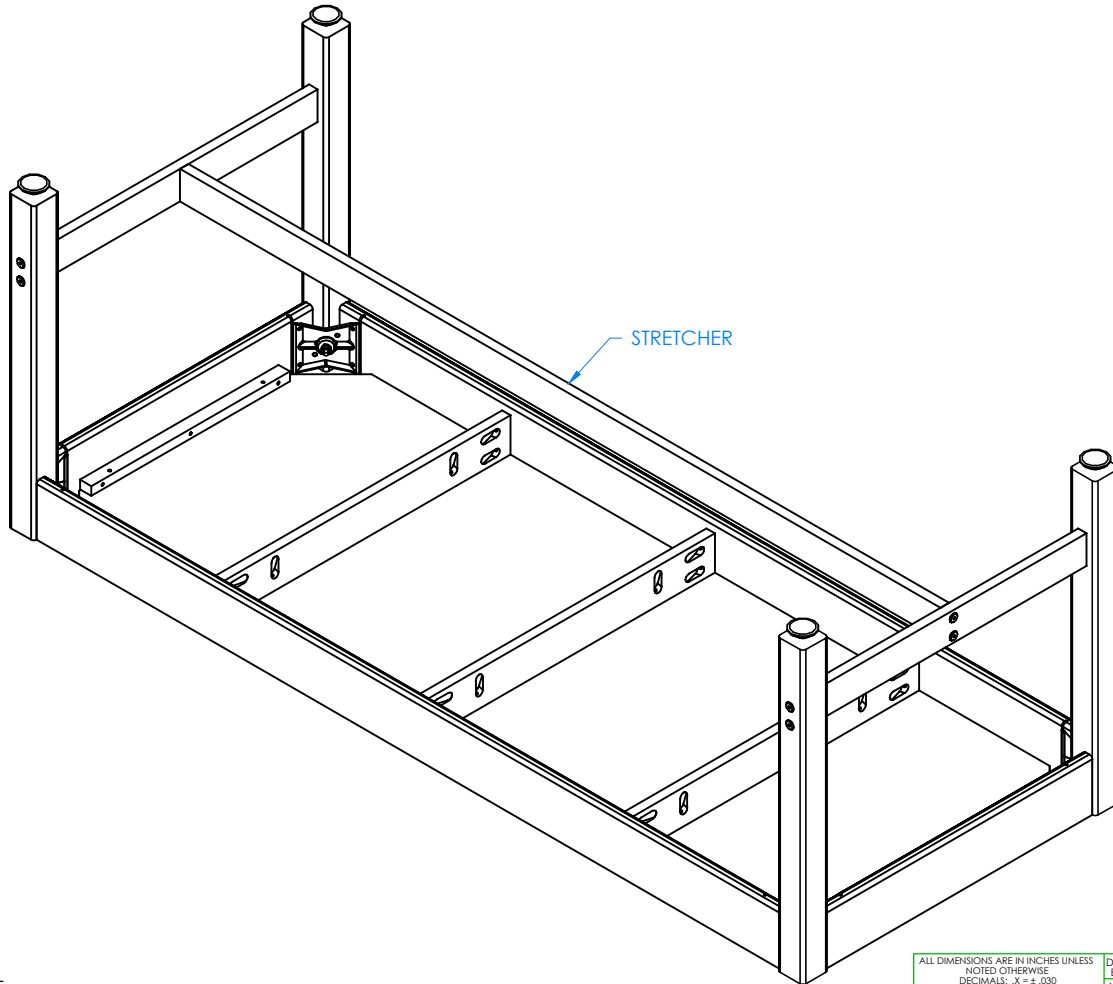


TITLE:  
FIRST AID TRAINING BENCH  
ASSEMBLY INSTRUCTIONS

| A    | CREATED DRAWING | 4/15/21 | EMR  | N/A     |
|------|-----------------|---------|------|---------|
| REV. | DESCRIPTION     | DATE    | NAME | ECN No. |
|      |                 |         |      |         |

REVISION LEVEL

|                                  |        |         |           |
|----------------------------------|--------|---------|-----------|
| DRAWING NUMBER:                  | SCALE: | SHEET:  | REVISION: |
| FAB31, FAB36, FAB31SF, & FAB36SF | NTS    | 6 OF 11 | REV A     |



STEP 5:

- INSERT STRETCHER IN BETWEEN BRACES.
- ATTACH STRETCHER TO BRACES WITH HARDWARE PROVIDED.
- GO BACK TO STEP 2 AND TIGHTEN THE HANGER BOLTS FOR EACH LEG USING  $\frac{1}{2}$ " WRENCH OR  $\frac{1}{2}$ " SOCKET AND TORQUE WRENCH. TO A MINIMUM OF 12FT LBS BUT NOT TO EXCEED 17FT LBS.

NOTE:

1.

|                                                     |         |     |           |         |
|-----------------------------------------------------|---------|-----|-----------|---------|
| ALL DIMENSIONS ARE IN INCHES UNLESS NOTED OTHERWISE | DWN BY: | EMR | DATE DWN: | 4/15/21 |
| DECIMALS: X = ± .000                                | APR BY: |     | DATE APR: |         |
| XX = ± .020                                         | APR BY: |     | DATE APR: |         |
| XXX = ± .010                                        | APR BY: |     | DATE APR: |         |
| ANGLES: = ± 1°0'                                    | APR BY: |     | DATE APR: |         |
| CABINET SQUARENESS: = ± .0625                       | APR BY: |     | DATE APR: |         |

CONFIDENTIAL:  
 ALL DESIGN RIGHTS RESERVED  
 THE INFORMATION, DATA, DESIGN, AND DRAWINGS EMBODIED IN THIS DOCUMENT AND ALL REPRODUCTIONS THEREOF ARE THE EXCLUSIVE PROPERTY OF DIVERSIFIED WOODCRAFTS, INC.

THESE DOCUMENTS ARE SUPPLIED WITH THE UNDERSTANDING THAT THEY WILL NOT BE DISCLOSED TO THIRD PARTIES WITHOUT WRITTEN CONSENT OF DIVERSIFIED WOODCRAFTS, INC. ANY REPRODUCTION IN PART OR WHOLE WITHOUT WRITTEN CONSENT IS SUBJECT TO LEGAL ACTION.

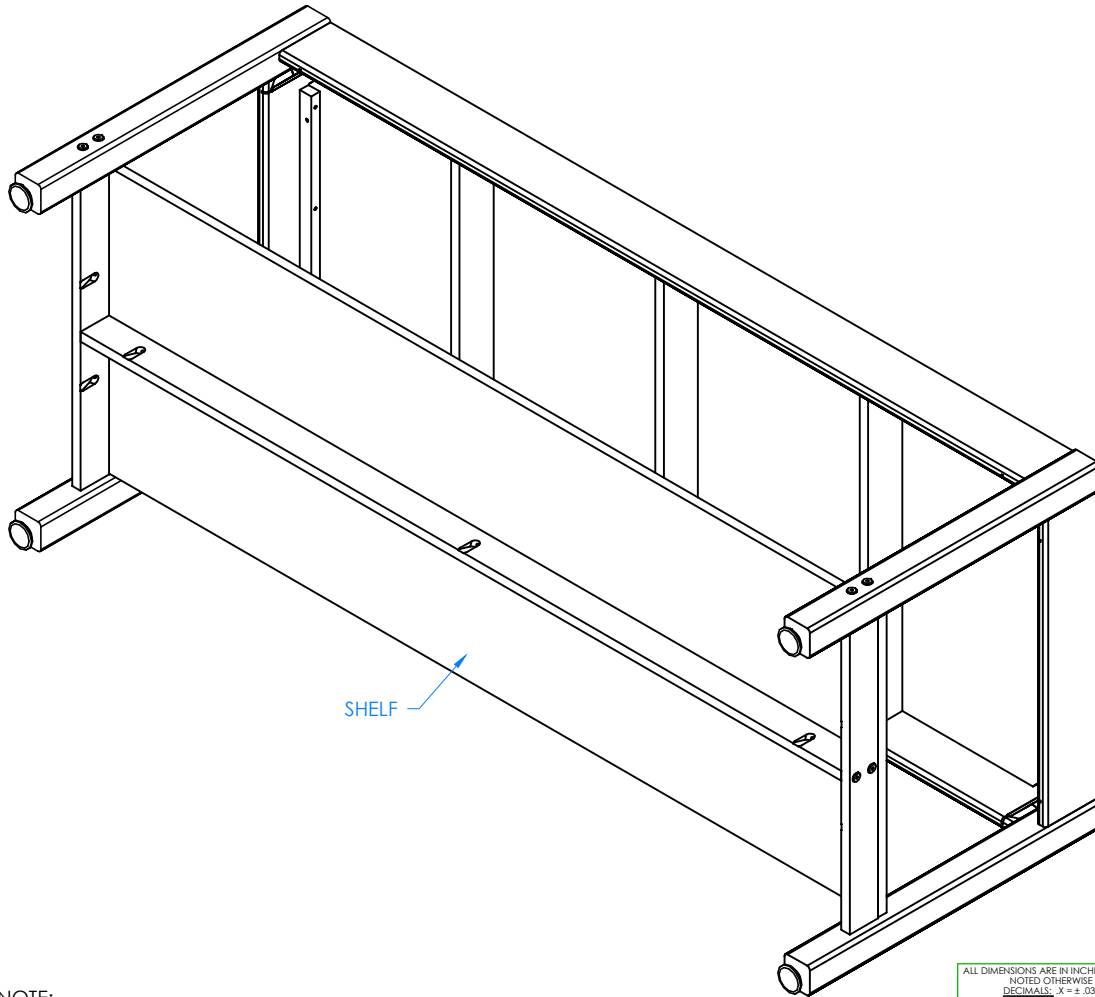


TITLE:  
 FIRST AID TRAINING BENCH  
 ASSEMBLY INSTRUCTIONS

| A    | CREATED DRAWING | 4/15/21 | EMR  | N/A     |
|------|-----------------|---------|------|---------|
| REV. | DESCRIPTION     | DATE    | NAME | ECN No. |
|      |                 |         |      |         |

REVISION LEVEL

|                                  |        |         |           |
|----------------------------------|--------|---------|-----------|
| DRAWING NUMBER:                  | SCALE: | SHEET:  | REVISION: |
| FAB31, FAB36, FAB31SF, & FAB36SF | NTS    | 7 OF 11 | REV A     |



STEP 6:

- IF YOUR TABLE DOES *NOT* HAVE A SHELF, SKIP TO STEP 7.
- WITH HELP FROM ANOTHER PERSON, TIP TABLE ON ITS SIDE.
- ATTACH SHELF TO STRETCHER AND BRACES BY SCREWING INTO POCKET HOLES LOCATED ON UNDERSIDE OF STRETCHER AND BRACES

NOTE:

1.

|                                                     |         |     |           |         |
|-----------------------------------------------------|---------|-----|-----------|---------|
| ALL DIMENSIONS ARE IN INCHES UNLESS NOTED OTHERWISE | DWN BY: | EMR | DATE DWN: | 4/15/21 |
| DECIMALS: $\times = \pm .000$                       | APR BY: |     | DATE APR: |         |
| $\text{XX} = \pm .020$                              | APR BY: |     | DATE APR: |         |
| $\text{XXX} = \pm .010$                             | APR BY: |     | DATE APR: |         |
| ANGLES: $= \pm 1^{\circ}0'$                         | APR BY: |     | DATE APR: |         |
| CABINET SQUARENESS: $= \pm .0625$                   | APR BY: |     | DATE APR: |         |

CONFIDENTIAL:  
 ALL DESIGN RIGHTS RESERVED  
 THE INFORMATION, DATA, DESIGN, AND DRAWINGS EMBODIED IN THIS DOCUMENT AND ALL REPRODUCTIONS THEREOF ARE THE EXCLUSIVE PROPERTY OF DIVERSIFIED WOODCRAFTS, INC.

THESE DOCUMENTS ARE SUPPLIED WITH THE UNDERSTANDING THAT THEY WILL NOT BE DISCLOSED TO THIRD PARTIES WITHOUT WRITTEN CONSENT OF DIVERSIFIED WOODCRAFTS, INC. ANY REPRODUCTION IN PART OR WHOLE WITHOUT WRITTEN CONSENT IS SUBJECT TO LEGAL ACTION.



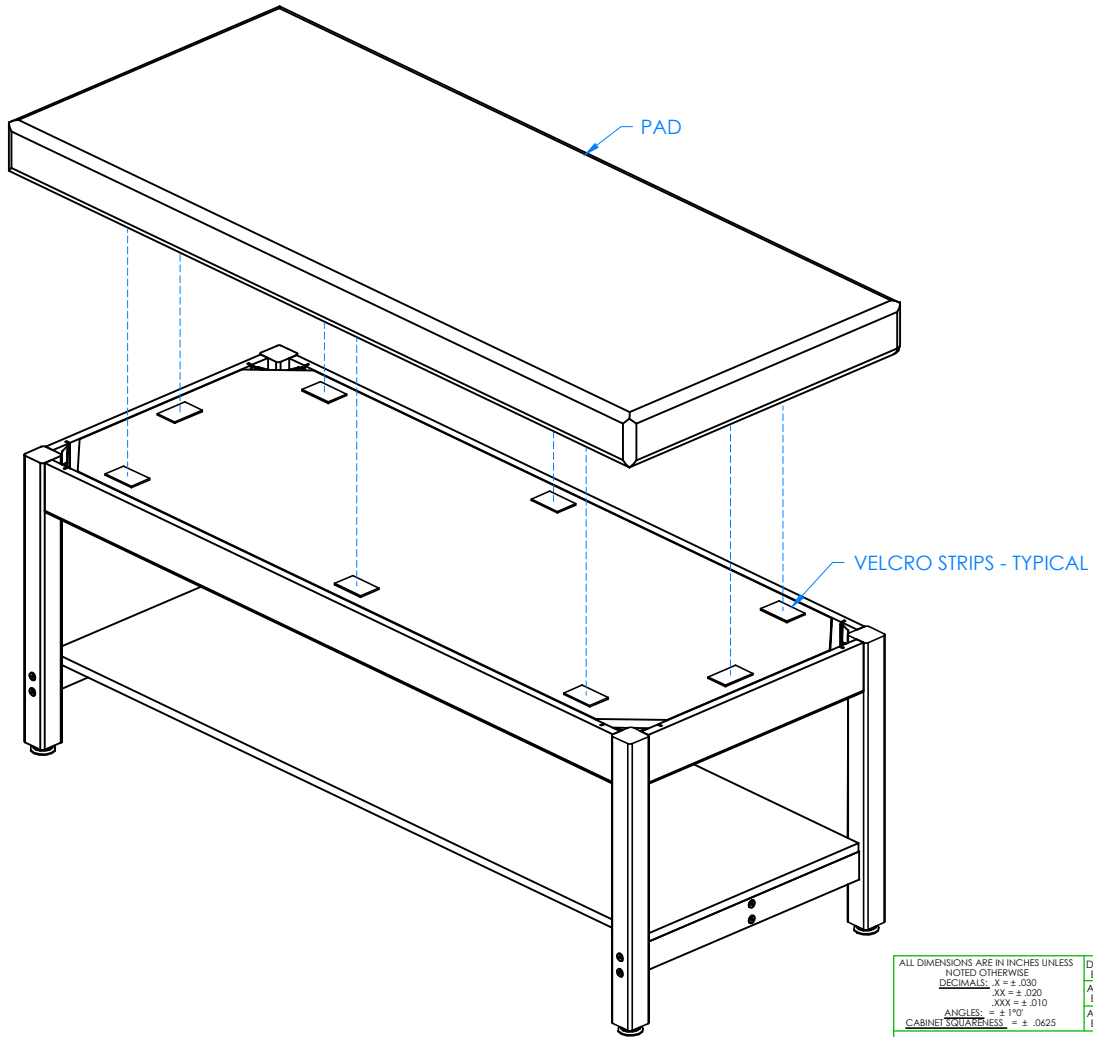
TITLE:  
**FIRST AID TRAINING BENCH ASSEMBLY INSTRUCTIONS**

| A    | CREATED DRAWING | 4/15/21 | EMR  | N/A     |
|------|-----------------|---------|------|---------|
| REV. | DESCRIPTION     | DATE    | NAME | ECN No. |
|      |                 |         |      |         |

REVISION LEVEL

|                                  |        |         |           |
|----------------------------------|--------|---------|-----------|
| DRAWING NUMBER:                  | SCALE: | SHEET:  | REVISION: |
| FAB31, FAB36, FAB31SF, & FAB36SF | NTS    | 8 OF 11 | REV A     |





STEP 7:

- TURN TABLE OVER SO TOP IS UP.
- SET TABLE IN DESIRED LOCATION.
- PEEL PLASTIC OFF VELCRO.
- PLACE PAD ON TOP OF VELCRO STRIPS - SEE STEP 8 ON HOW TO INSTALL VELCRO.

NOTE:

1.

|                                                     |         |     |           |         |
|-----------------------------------------------------|---------|-----|-----------|---------|
| ALL DIMENSIONS ARE IN INCHES UNLESS NOTED OTHERWISE | DWN BY: | EMR | DATE DWN: | 4/15/21 |
| DECIMALS: X = ± .000                                | APR BY: |     | DATE APR: |         |
| XX = ± .020                                         | APR BY: |     | DATE APR: |         |
| XXX = ± .010                                        | APR BY: |     | DATE APR: |         |
| ANGLES: = ± 1°                                      | APR BY: |     | DATE APR: |         |
| CABINET SQUARENESS: = ± .0625                       | APR BY: |     | DATE APR: |         |

CONFIDENTIAL:  
 ALL DESIGN RIGHTS RESERVED  
 THE INFORMATION, DATA, DESIGN, AND DRAWINGS EMBODIED IN THIS DOCUMENT AND ALL REPRODUCTIONS THEREOF ARE THE EXCLUSIVE PROPERTY OF DIVERSIFIED WOODCRAFTS, INC.

THESE DOCUMENTS ARE SUPPLIED WITH THE UNDERSTANDING THAT THEY WILL NOT BE DISCLOSED TO THIRD PARTIES WITHOUT WRITTEN CONSENT OF DIVERSIFIED WOODCRAFTS, INC. ANY REPRODUCTION IN PART OR WHOLE WITHOUT WRITTEN CONSENT IS SUBJECT TO LEGAL ACTION.



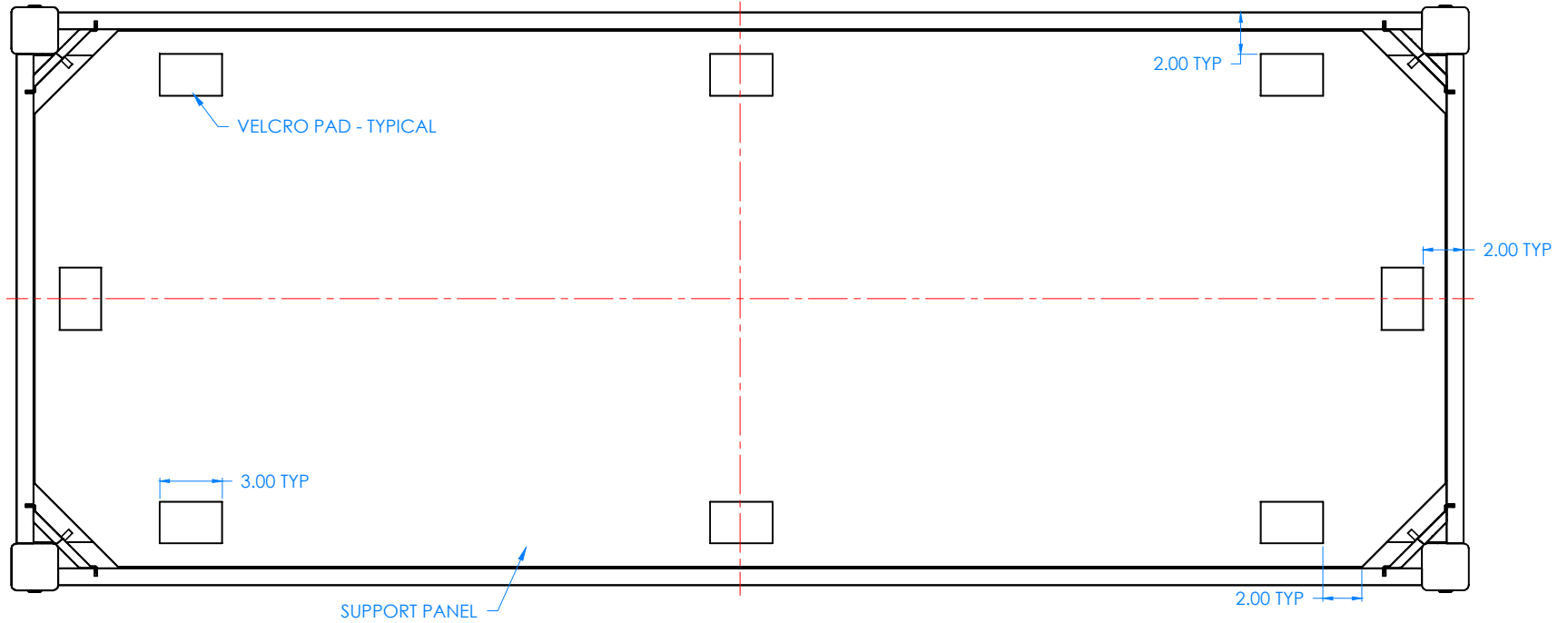
TITLE:  
 FIRST AID TRAINING BENCH  
 ASSEMBLY INSTRUCTIONS

| REV.           | DESCRIPTION     | DATE    | NAME | ECN No. |
|----------------|-----------------|---------|------|---------|
| A              | CREATED DRAWING | 4/15/21 | EMR  | N/A     |
| REVISION LEVEL |                 |         |      |         |

|                                  |        |         |           |
|----------------------------------|--------|---------|-----------|
| DRAWING NUMBER:                  | SCALE: | SHEET:  | REVISION: |
| FAB31, FAB36, FAB31SF, & FAB36SF | NTS    | 9 OF 11 | REV A     |

STEP 8:

- CUT 8 PIECES OF VELCRO AT 3" LONG.
- PUT ON 2" FRONT EDGE AND CENTERED (AS SHOWN).
- INSTALL ON PLYWOOD PANEL.



TOP VIEW OF BENCH SHOWN

NOTE:

1.

|                                                        |         |     |           |         |
|--------------------------------------------------------|---------|-----|-----------|---------|
| ALL DIMENSIONS ARE IN INCHES UNLESS NOTED OTHERWISE    | DWN BY: | EMR | DATE DWN: | 4/15/21 |
| DECIMALS: .X = ± .030<br>.XX = ± .020<br>.XXX = ± .010 | APR BY: |     | DATE APR: |         |
| ANGLES: = ± 1°<br>CABINET SQUARENESS = ± .0625         | APR BY: |     | DATE APR: |         |

CONFIDENTIAL:  
ALL DESIGN RIGHTS RESERVED  
THE INFORMATION, DATA, DESIGN, AND DRAWINGS EMBODIED IN THIS DOCUMENT AND ALL REPRODUCTIONS THEREOF ARE THE EXCLUSIVE PROPERTY OF DIVERSIFIED WOODCRAFTS, INC.

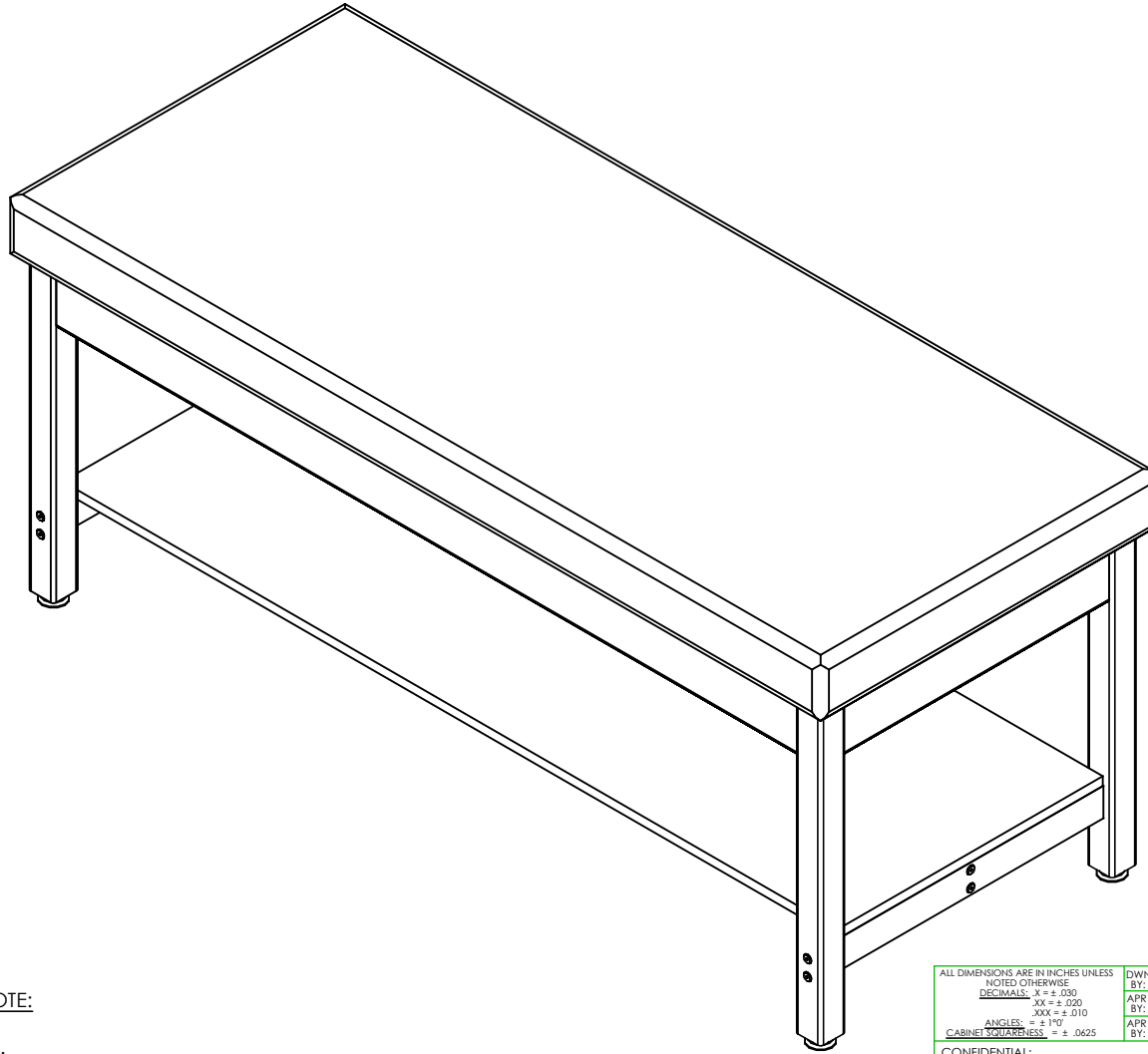
THESE DOCUMENTS ARE SUPPLIED WITH THE UNDERSTANDING THAT THEY WILL NOT BE DISCLOSED TO THIRD PARTIES WITHOUT WRITTEN CONSENT OF DIVERSIFIED WOODCRAFTS, INC. ANY REPRODUCTION IN PART OR WHOLE WITHOUT WRITTEN CONSENT IS SUBJECT TO LEGAL ACTION.



TITLE:  
FIRST AID TRAINING BENCH  
ASSEMBLY INSTRUCTIONS

| REV. | DESCRIPTION     | DATE    | NAME | ECN No. |
|------|-----------------|---------|------|---------|
| A    | CREATED DRAWING | 4/15/21 | EMR  | N/A     |
|      | REVISION LEVEL  |         |      |         |

|                                  |        |          |           |
|----------------------------------|--------|----------|-----------|
| DRAWING NUMBER:                  | SCALE: | SHEET:   | REVISION: |
| FAB31, FAB36, FAB31SF, & FAB36SF | NTS    | 10 OF 11 | REV A     |



STEP 9:

- ADJUST LEG LEVELERS TO LEVEL TABLE.

NOTE:

- 1.

COMPLETE UNIT SHOWN

|                                                     |         |     |           |         |
|-----------------------------------------------------|---------|-----|-----------|---------|
| ALL DIMENSIONS ARE IN INCHES UNLESS NOTED OTHERWISE | DWN BY: | EMR | DATE DWN: | 4/15/21 |
| DECIMALS: X = ± .000                                | APR BY: |     | DATE APR: |         |
| XX = ± .020                                         | APR BY: |     | DATE APR: |         |
| XXX = ± .010                                        | APR BY: |     | DATE APR: |         |
| ANGLES: = ± 1°0'                                    | APR BY: |     | DATE APR: |         |
| CABINET SQUARENESS: = ± .0625                       | APR BY: |     | DATE APR: |         |



CONFIDENTIAL:  
 ALL DESIGN RIGHTS RESERVED  
 THE INFORMATION, DATA, DESIGN, AND DRAWINGS EMBODIED IN THIS DOCUMENT AND ALL REPRODUCTIONS THEREOF ARE THE EXCLUSIVE PROPERTY OF DIVERSIFIED WOODCRAFTS, INC.

TITLE:  
 FIRST AID TRAINING BENCH  
 ASSEMBLY INSTRUCTIONS

THESE DOCUMENTS ARE SUPPLIED WITH THE UNDERSTANDING THAT THEY WILL NOT BE DISCLOSED TO THIRD PARTIES WITHOUT WRITTEN CONSENT OF DIVERSIFIED WOODCRAFTS, INC. ANY REPRODUCTION IN PART OR WHOLE WITHOUT WRITTEN CONSENT IS SUBJECT TO LEGAL ACTION.

| REV.           | DESCRIPTION     | DATE    | NAME | ECN No. |
|----------------|-----------------|---------|------|---------|
| A              | CREATED DRAWING | 4/15/21 | EMR  | N/A     |
| REVISION LEVEL |                 |         |      |         |

|                                  |        |          |           |
|----------------------------------|--------|----------|-----------|
| DRAWING NUMBER:                  | SCALE: | SHEET:   | REVISION: |
| FAB31, FAB36, FAB31SF, & FAB36SF | NTS    | 11 OF 11 | REV A     |