

Name:	
School/Organization:	
Dealer/Rep:	

Phone:			
E-mail:			
Sales Rep:		Quote:	

MAT PLATFORM TABLES

WITH ELECTRIC HEIGHT ADJUSTMENT

STANDARD FEATURES:

- Load capacity: 900 lbs
- Electric elevation from 20-30"H
- 34 oz. Heavy-duty vinyl with Permablok 3® bacterial protection
- 2" High density foam
- Rounded corners



AM-640


STANDARD CONFIGURATIONS:

AM-640 - 48"W x 84"L x 20-30"H	AM-641 - Adjustable Backrest (Raises to 80") 48"W x 84"L x 20-30"H	AM-650 - 60"W x 84"L x 20-30"H	AM-660 - 72"W x 96"L x 20-30"H
QTY	QTY	QTY	QTY

OPTION:

AM-3408 - Additional Foot Switch
QTY:




STANDARD BASE COLOR:






 White
--

CUSTOM BASE COLORS:

 Black
 Steel Gray
 Metallic Silver

STANDARD UPHOLSTERY CHOICES:

 Imperial Blue
 Blue Ridge
 Forest Green
 Black
 Cappuccino
 Patina

 Taupe
 Burgundy
 Dove Gray
 Greystone
 Merlot

