

2024 Evaluation Form

EHDU16

Inseam Range: 13" - 26"

Arm Length Range: 16" - 24"



CREATING A CYCLE OF mobility



The EHDU16 is an upright handcycle that will grow with most riders from the age of 7 to 14 years old for many years thanks to its adjustability. This model can support riders wherever their expedition may take them - whether it's on a ride outdoors, at school or while in therapy.

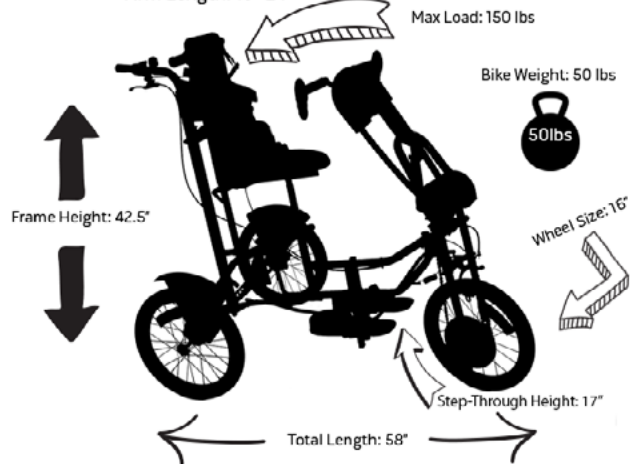


EHDU16 MODEL SPECIFICATIONS	
Rider Age	7-14
Max Load (lbs)	150
Bike Weight (lbs)	50
Height	42.5"
Total Length	58"
Bike Width	33"
Step-Through Height	17"

Measurements Include Rear Steering Handle and High Back Seating

Sizing Guide: Inseam 13" - 26"

Arm Length: 16" - 24"



Tips For Choosing an Adaptive Bike

1. Measure Arm Length

To properly size the rider on a handcycle we recommend measuring the riders arm length. Measure from the palm to the back of shoulder and provide the dimensions below. If a hand and foot propulsion bike is required, we also ask for the rider's leg inseam. For the leg inseam, measure the distance between the bottom of the rider's heel to the top of the rider's inner

2. Know Your Accessories

We offer many different accessories to help people of all abilities experience freedom. Make sure to look through all of our available accessories to make sure the adaptive bike will work for the rider. More information on all of our accessories is available at: www.freedomconcepts.com/product-lines/adaptive-bikes/accessories/

3. We Do Custom

If none of our current models of adaptive bicycles work for you, we are able to custom build a bicycle that will. Please contact us at 1-800-661-9915 for more information.

RIDER INFORMATION

Rider's Name: _____ Male Female Height: _____ Inches _____ cm

Date of Birth: _____ Weight: _____ Lbs _____ Kgs

Inseam: _____ Arm Length: _____

Diagnosis: _____

EHDU16

- Inseam Range: 13" - 26" - SHADED ITEMS INCLUDED IN BASE MODEL PRICE



MODEL	
<p>The standard EHDU16 model accommodates an arm length range of 16"-24" and an inseam range of 13"-26".</p>	
<input checked="" type="checkbox"/> EHDU 16 Frame (EHDU16)	\$5,100

FRAME ADD-ON (Optional)	
<p>The narrow frame option has a width of 29" and is able to fit through standard door frames.</p>	
Narrow Frame (NARROW FRAME)	\$220

FRAME COLORS- Select one			
Standard Options		Additional Options	
Candy Blue (CANDY BLUE)	(STD)	Arctic Teal (TEAL)	\$115
Hot Rod Purple (HOT ROD PURPLE)	(STD)	Blaze Orange (ORANGE)	\$115
Electric Green (GREEN)	(STD)	Radiant Pink (PINK)	\$115
Cherry Red (RED)	(STD)	Chrome (CHROME)	\$115
Midnight (BLACK)	\$115	Snow (WHITE)	\$115
Custom Color (CUSTOM COLOR)	\$270	Fossil (FOSSIL)	\$115
Please indicate custom color note here:		Color combination (COLORCOMBO) \$130 Please indicate primary frame color: Please indicate secondary accent color:	

DECAL- select one	NAMEPLATE (Optional)	TIRE SELECTION - Please Select One		
Racer (STD) (6401232) 	Custom Nameplate Nameplate (NAMEPLATE SP) \$100 Notes:			
Hibiscus (STD) (6400250) 		Smooth Solid Tires (STD) (SMOOTH SOLID TIRES)	Knobby Pneumatic \$115 (2112254)	Smooth Pneumatic \$115 (2112253)
Black & White (STD) (6401220) 		<i>Ideal for indoor and outdoor use, with limited speeds and/or with caregiver present</i>	<i>Ideal for more independent riders, wanting to ride at faster speeds</i>	<i>Ideal for more independent riders, wanting to ride at faster speeds</i>

BRAKE OPTIONS AND POSITIONS - A coaster brake comes standard on all EHDU handcycles.			
Select First Brake Position (Included)		Select Second Brake Position (Optional)	
*Please select only one option			
Left T-Pedal (2113232) *T-Handle Pedal required	(N/C)	Left T-Pedal (2113234) *T-Handle Pedal required	\$115
Right T-Pedal (2113231) *T-Handle Pedal required	(N/C)	Right T-Pedal (2113235) *T-Handle Pedal required	\$115
Rear Steering Handlebar (2113215) *Requires Rear Steering Handle	(N/C)	Rear Steering Handlebar (2113211) *Requires Rear Steering Handle	\$115
T-bar (2113214)	(N/C)	T-bar (2113210)	\$115

REAR STEERING



Rear Steering Handle (REAR STEER) **\$685**

REAR STEERING ADD-ONS

	Pushbar Steering (2125006) \$185 *Requires Rear Steering Handle		Hoop Handlebar (2125005) \$175 *Requires Rear Steering Handle
--	--	---	--

HAND PROPULSION


3 Speed Coaster Brake with Reverse (2060013) (STD)

Shifter Location:

- Right Hand Pedal (SHIFTHB)** *T-Handle Pedal required
- Rear Steer (SHIFTRS)** *Requires Rear Steering Handle
- T-Bar (SHIFTTB)**
- U-Bar (2460070)**

FOOT PLATFORM - Select one

*If ordering foot-drive, this section is not required.




XS (2060018) *2½" x 6"	(STD)
SML (2060019) *3" x 7"	(STD)
MED (2060020) *3" x 10¾"	(STD)
LRG (2060021) *3½" x 11½"	(STD)
XL (2060022) *4" x 13"	(STD)



HAND PEDALS - Please select one

		
Bar End Grip Pedals (2060192) (STD)	Foam Covered Grip (2460192) (N/C)	T-Handle Pedal (2060190) (N/C)

CRANK ARMS - Select one

3" Alloy Crank (5012252)	(N/C)	
4" Alloy Crank (5012254)	(STD) *Recommended	
5" Alloy Crank (5012255)	(N/C)	
6" Alloy Crank (5012251)	(N/C)	

Seating System

Please Fill Out Either The Child Set Up or The Adult Set Up
Please note that all seat bases come with a seat belt and all highback backrests come with a chest strap

Child Seat	12.5" width, 12.5" depth
Child High Back	13" width, 18" height
Child Low Back	13" width, 7.5" height
Adult Seat	16.75" width, 14" depth
Adult Low Back	18" width, 10" height
Adult High Back	18" width, 18" height


CHILD SET UP

Seat Base	
Child Bench Seat (6114113)	(STD) *Not suitable with foot drive
Child Seat (2114060)	(N/C)
Child Narrow Seat (6114014)	\$115
Child Pommel Seat (6114010)	\$115
Child Narrow Pommel Seat (6114016)	\$220
Four-Point Neoprene Hip Stabilizer Belt (2125273)	\$205 *OPTIONAL
Back Rest	
Child Low Back (2114009)	N/C
Child High Back Cut Out (2114102)	(STD)


ADULT SET UP

*Not Recommended With Narrow Frame

Seat Base	
Adult Bench Seat (6114115)	(N/C) *Not suitable with foot drive
Adult Seat (6114015)	\$115
Adult Narrow Seat (6114017)	\$115
Adult Pommel Seat (6114018)	\$115
Adult Narrow Pommel Seat (6114020)	\$220
Four-Point Neoprene Hip Stabilizer Belt (2125274)	\$205 *OPTIONAL
Back Rest	
Adult Low back (2114019)	\$65
Adult High Back Cut Out (2114105)	\$115



The 2" raised pommel keeps riders further back in their seats while helping with stability and promotes leg abduction.



A narrow seat aids in clearance and in pass-through. Adult seating is not available with a Narrow Frame.



The bench seat is standard on all handcycle models without foot drive.

Foot Drive

Only fill out this page if ordering an EHDU with hand and foot drive.



FOOT DRIVE

Foot Pedals (FOOT DRIVE) \$600

This drive selection will indicate that you want a hand and foot propulsion.



PROPULSION - Please fill out one column

Direct Drive (DIRECT DRIVE) (STD)

When the bike is moving, the pedals are moving.

Pedal Power:

Extra Easy (EXTRA_EASY)

Easy (EASY)

Average (AVERAGE)

Challenging (CHALLENGING)

On/Off Pin Reciprocator (ON-OFF) \$235

Alternate from Free Wheel mode or Direct Drive by engaging the On/Off Pin Reciprocator.

Pedal Power:

Easy (EASY)

Average (AVERAGE)

PEDAL OPTIONS - Select One (Replaces Foot Platform)

<i>Mountain Pedals are recommended for riders that have more control and high tone muscle control.</i>	<i>The Neoprene adjustable footplate is a quick and easy way to maintain proper positioning and pedal pressure. Recommended for children with low muscle tone.</i>	<i>Molded ABS Footplates are designed to provide precise positioning for children with more spasticity. They also help with leg alignment and knee flexion.</i>	<i>Molded ABS Footplates with Ratchet Straps helps to secure the riders foot in a specific position. Recommended for children with plantar flexion.</i>
Mountain Pedals with Toe Cage (STD) (2112081)	Neoprene Adjustable \$380	Molded ABS \$430	Molded ABS with Ratcheting Straps \$550
	<p>SML (2012031) *4" x 7"</p> <p>MED (2012032) *4½" x 10"</p> <p>LRG (2012033) *5" x 11½"</p>	<p>SML (2012042) *3" x 7"</p> <p>MED (2012043) *3" x 10¾"</p> <p>LRG (2012044) *3½" x 11½"</p>	<p>SML (2012052) *3" x 7"</p> <p>MED (2012053) *3" x 10¾"</p> <p>LRG (2012054) *3½" x 11½"</p>

PEDAL ADD-ONS - (Optional)

1/4 Inch Footplate Spacers \$6 each (2412050)	Pulley String \$35
Please add how many spacers are needed below. (Maximum 8 per side)	<i>Front pulley assists with plantar flexion and rear pulley helps self-level the pedals.</i>
_____ left + _____ right = _____ total	<p>Front (2115020)</p> <p>Rear (2115025)</p>





CRANK ARMS - Select one

3" Alloy Crank (N/C) (5012252)	
4" Alloy Crank (STD) (5012254) *Recommended	
5" Alloy Crank (N/C) (5012255)	
Crank Arm Length Shortener *reduces length by ½" (optional)	
Left Side (2012049)	\$85
Right Side (2012050)	\$85
Both Sides (2012047)	\$170




CHAINGUARD - Select one

Heavy Duty Steel Chainguard (STD) (STD CHAINGUARD)	ABS Enclosed (ABS ENCLOSED) \$235
	*Recommended for multi-user environments.

SEATING ACCESSORIES (Optional)

Neoprene Chest Harness 		Laterals (<i>Width and height adjustable, comes with an adjustable track system</i>) 		Flip-Up Abductor 		
Medium (2114077)	\$125	Pair of Standard Small Laterals (2114070)	\$730	<i>Small Laterals Chest Width: 8½" - 11¼"</i>	Flip-Up Abductor (2020205)	\$370
Large (2114078)	\$125	Pair of Standard Large Laterals (2114072)	\$730	<i>Large Laterals Chest Width: 12"-15"</i>	<i>This flip-up abductor assists with leg/knee separation during pedaling and is mounted securely to the underside of the seat.</i>	
Extra Large (2114079)	\$125	Chest Width: _____ Seat-to-Armpit: _____		Laterals Add-On: Narrow Laterals (2125033) <i>*Shifts chest width range 2" narrower</i>		

HEADRESTS (Optional)

					
Adjustable Backrest Extension (Backrest Ext)	\$210	Adjustable Headrest with Occiput Support Cushion (HEADREST PLUS) <i>*Requires Highback Seat</i>	\$390	Head and Neck Support <i>*Requires Highback Seat</i>	
<i>The backrest extension extends the seat backing height an additional 7" and can be removed for ease of transport.</i> <i>Tip: A Low Back Seat and the Adjustable Backrest Extension can be combined to create a height-adjustable backrest.</i>		<i>The adjustable headrest with an occiput support cushion provides additional neck support for the rider. The cushion comes with velcro and can be removed or adjusted as required.</i>		*Please call 1-800-661-9915 for sizing. In some cases we are able to adapt our seatback to accommodate common wheelchair headrests.	

ACCESSORIES - (Optional)

									
Leg Braces <i>*Only available with molded footplates.</i> <i>*Requires Rear Pulley.</i>		Rear Platform \$435 (REAR PLATFORM)		Removable Canopy \$205 (6515011)		Spoke Covers (3) \$125 (2112241)		Cane/Crutch Holder \$330 (2125060)	
Left Side Only \$600 (LEG BRACE L)									
Right Side Only \$600 (LEG BRACE R)									
Pair (LEG BRACE PAIR) \$1,200									
Inseam: _____ Calf Circumference: _____ <i>*Measurement with AFO's*</i>									

ACCESSORIES - (Optional)

							
Padded Adduction Strap \$130 (6320060)		Oxygen Tank Holder \$380 (2125010)		Tool Pouch \$35 (6300022)		Bike Cover \$155 (6315600)	
		*Fits Size D/E Tanks					

CUSTOMER INFORMATION

Dealer/Vendor: _____
Contact Person: _____
Address: _____
City: _____ Prov./State: _____
Postal/Zip Code: _____ Ordered by: _____
Phone: _____ Fax: _____
Email: _____

ORDER INFORMATION

Purchase Order: _____
Order Date: _____ Quote Date: _____
FCI Representative: _____
Payment Terms: _____
CREDIT CARD (CHECK ONE) Visa MasterCard Exp. Date: _____
Card Number: _____
Name On Card: _____
Signature: _____

SHIPPING INSTRUCTIONS

Name: _____
Address: _____
City: _____
Province/State: _____
Postal/Zip Code: _____ Phone: _____
Federal ID/SS#: _____

PRIVACY POLICY

Freedom Concepts Inc. collects, uses and discloses personal information of the Customer and/or Rider to properly assemble and manufacture the mobility device and may contact the Rider's therapist for additional personal information to assist with this process. The collection, use and disclosure of the personal information of the Customer and/or the Rider is governed by any consent which may, from time to time, be provided, and by the Freedom Concepts Inc. Privacy Policy which is available on our website www.freedomconcepts.com or by contacting our office. By signing below, you hereby warrant that you have the authority to bind the Rider and hereby authorize the collection, use, and disclosure of personal information as herein provided and in accordance with the Freedom Concepts Inc. Privacy Policy.

TERMS AND CONDITIONS

Prices are subject to change without notice. Prepaid or net 30 days O.A.C. All taxes extra. Freight extra. Manufacturer reserves the right to change prices, colors, features, dates, locations and products without notice. Residential delivery charge may apply. Duty and brokerage included where applicable.



CUSTOMER SIGNATURE

PHOTO RELEASE

I hereby give permission to Freedom Concepts Inc. to use photographs of me or my child for the sole purpose of the company's promotional use, and will not be distributed to third parties. YES NO

I would like to receive regular updates. SNAIL MAIL EMAIL NO

SIGNATURE OF RIDER/PARENT

NOTES: