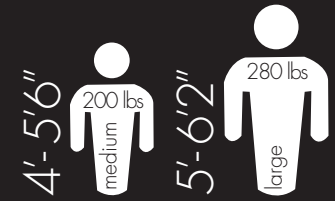


# Glider medium, large



Active standing technology in the Glider enhances the many health benefits of a passive stander. The Glider is the only stander that combines lower-body range of motion with upper-body strengthening while the user still receives all the health benefits of passive standing.

The Glider actively promotes movement of the ankles, knees and hips creating greater range of motion, increased respiration and cardiovascular endurance. Active weight bearing on the long bones is increased while gliding and the user experiences increased cardio circulation.

The gliding mechanism facilitates lower extremity movement fore and aft. Adjustable resistance cylinders allow the user to start with minimal resistance and tailor an active standing program to their strength level, adjusting as it increases. Glider handles allow an attendant to assist in movement, which is especially important for new users.



Large Glider  
Base Model



Medium Glider  
with options



Large Glider  
with options



Back, Hip and Lateral Supports



Roho® Seat

Rehab departments are using the Glider with individuals that have spinal cord injuries, stroke, cerebral palsy, multiple sclerosis, and other neurological disorders. The Glider works well in multi-user environments because of features and options like hip and lateral supports, backs, chest straps, resistance cylinders and tool-free adjustment.



Adjustable  
Resistance  
Cylinders

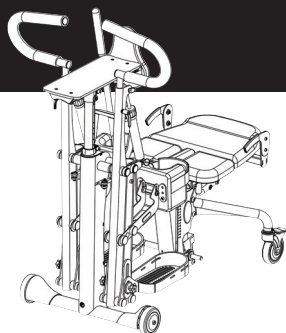


Medium Glider  
Base Model



Chest Strap

# Glider medium, large options



**PNG50187 EasyStand Glider medium**  
**PNG50024 EasyStand Glider large**

*The EasyStand Glider base model includes adjustable resistance cylinders, two 5" rear locking casters, two 5" front wheels, manual hydraulic actuator with handle, tray with chest pad, glide handles, flip-up knee pads, adjustable foot plates and black upholstery (back not included).*



**PNG50499 Easy-Adjust Seat Depth**

Roller bearing seat depth that allows for smoother seat depth adjustment. Not available off unit.



**PNG50010 Pow'r Up Lift**

Brings the user to the standing position with the touch of a button. Includes light touch controller, rechargeable battery and charger, Linak® actuator and an emergency release.



**PNG50328 Adjustable/Removable Actuator Handle**

Removable actuator handle adjusts the distance of reach to meet user's needs. Not available with pow'r up lift.



**PNG50044 Quad Grip Handle Extension**

Attaches to the actuator handle for users with limited dexterity. Adjusts for various hand sizes. Not available with pow'r up lift.



**PNG50070 T-Style Handle Extension**

Attaches to the actuator handle for users with limited range of motion. Makes the first few pumps easier and descending more accessible. Adds additional 7" (18cm) in each direction. Not available with pow'r up lift.



**PNG30030 Foot Straps**

Velcro® and D-ring adjustment hold feet in alignment with two attachment slots for proper foot positioning. Straps fit foot height 4"-6.5" (10-17cm).



**PNG30031 Secure Foot Straps**

Velcro® and D-ring adjustment hold feet securely in place at ankle and toes. Straps fit foot height of 4"-6.5" (10-17cm).



**PNG50351 Seat with Roho® Insert (medium only)**  
**PNG50353 Seat with Roho® Insert (large only)**

Maximizes pressure relief using the benefits of Roho® Dry Flotation® technology. Medium insert is 7"x12" (18x30cm). Large insert is 12"x12" (30x30cm). Replaces standard seat.



**P80246 Seat Angle Locator**

Helps therapists monitor standing progress. Attaches under seat magnetically.



**PNG50345 Hip Supports-Medium**

Supports the hips in symmetrical alignment from sitting to standing. When used on a Medium the width range is 9"-15" (23-38cm). When used on a Large the width range is 10"-15" (25-38cm). Pad size is 4"x6" (10x16cm).




**PNG50374 Hip Supports-Large**

Supports the hips in symmetrical alignment from sitting to standing. When used on a Medium the width range is 11"-17" (28-43cm), when used on a large the width range is 12"-17" (30-43cm). Pad size is 4"x6" (10x16cm).



**PNG50251 Glide Handle Extensions (medium only)**

U-shaped extensions bring handles 6" (15cm) closer to the user for positioning and range. For medium Glider only.




**PNG50295 No-Tray Chest Pad**

Provides anterior support to trunk without a tray.



**PNG50066 Flat Back 13"**  
**PNG50171 Removable Flat Back 13"**

Top of back is 13" (33cm) from seat. Removable back releases with two knobs and provides rear access for patient lift transfers.



**PNG50067 Flat Back 19"**  
**PNG50173 Removable Flat Back 19"**

Top of back is 19" (48cm) from seat. Removable back releases with two knobs and provides rear access for patient lift transfers.



**PNG50062 Contoured Back 13"**  
**PNG50172 Removable Contoured Back 13"**

Top of back is 13" (33cm) from seat. Removable back detaches with two knobs and provides rear access for patient lift transfers.



**PNG50068 Contoured Back 19"**  
**PNG50174 Removable Contoured Back 19"**

Top of back is 19" (48cm) from seat. Removable back detaches with two knobs and provides rear access for patient lift transfers.



**PNG50492 Cane Back 16"Wx21"H**  
**PNG50493 Cane Back 18"Wx21"H**

Mounts for third party backs. Upholstery not included. 16"Wx21"H (41x53cm) or 18"Wx21"H (46x53cm).



**PNG30029 Velcro® Positioning Belt**

2" (5cm) wide positioning belt has a D-ring Velcro® closure, provides hip stability for user. Fits hip circumference of 26"-55" (66-140cm). Back required.





**PNG30028 Positioning Belt with Airline Style Buckle**

2" (5cm) wide positioning belt provides hip stability with the security of an airline style buckle. Fits hip circumference of 26"-55" (66-140cm). Back required.



**PNG50192 Chest Strap-Small**

Velcro® and D-ring adjustment. Chest strap pad is 5"Wx19"L (13x48cm). Fits users with chest measurement ranging from 30"-46" (76-117cm). Back required.



**PNG50193 Chest Strap-Large**

Velcro® and D-ring adjustment. Chest strap pad is 5"Wx24"L (13x61cm). Fits users with chest measurement ranging from 34"-54" (86-137cm). Back required.



**P600002 Back Angle Adjustment Wheel**

Provides quick adjustment of the back angle for multi-user environments. Replaces standard 5 point knob. Back required.



**PNG50034 Accessories Mounting Bracket**

Required for attaching the chest vest, lateral supports, high mount chest vest bracket, head supports and push handles. Back required. Not available with cane back.



**PNG30170 X-Style Chest Vest-Medium**

Neoprene®. Size is 11"Lx 9.5"W (28x24cm). Back and accessories mounting bracket required. Not available with cane back.



**PNG30056 X-Style Chest Vest-Large**

Neoprene®. Size is 12.5"Lx10"W (32x26cm). Back and accessories mounting bracket required. Not available with cane back.



**PNG30171 Y-Style Chest Vest-Medium**

Neoprene®. Size is 17.5"Lx11.5"W (44x29cm). Back and accessories mounting bracket required. Not available with cane back.



**PNG30021 Y-Style Chest Vest-Large**

Neoprene®. Size is 20.5"Lx12.5"W (52x32cm). Back and accessories mounting bracket required. Not available with cane back.



**PNG11212 High Mount Chest Vest Bracket**

Moves mounting points for chest vest higher to secure shoulders in position. Chest vest not included. Back and accessories mounting bracket required. Not available with cane back.



**PNG50224 Lateral Supports 8"-16.5"W**

Multiple adjustments, removable for transferring. Depth range is 3" (8cm). Height range is 4"-12" (10-30cm). Pad size is 4"x6" (10x15cm). Back and accessories mounting bracket required. Not available with cane back.



**PNG50176 Lateral Supports 11"-19.5"W**

Multiple adjustments, removable for transferring. Depth range is 3" (8cm). Height range is 4"-12" (10-30cm). Pad size is 4"x 6" (10x15cm). Back and accessories mounting bracket required. Not available with cane back.




**PNG50240 Head Support-Short**

Height range from seat using 13" back is 21"-30" (53-76cm). Height range from seat using 19" back is 23"-32" (58-81cm). Back and accessories mounting bracket required. Not available with cane back.



**PNG50037 Head Support-Tall**

Height range from seat using 13" back is 23"-32" (58-81cm). Height range from seat using 19" back is 25"-34" (64-86cm). Back and accessories mounting bracket required. Not available with cane back.



**PNG50040 Push Handles**

Makes pushing the stander easier for the caregiver. Back and accessories mounting bracket required. Not available with cane back.