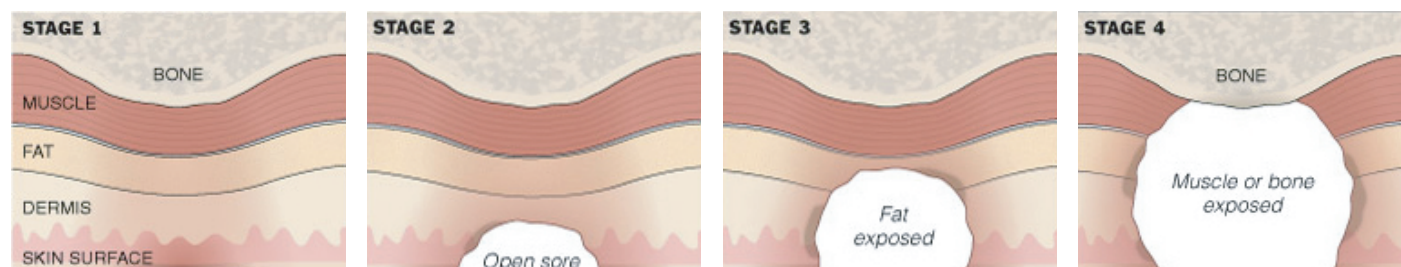


DYNAFLOW

DynaFlow Mattress System is a low to medium risk system for patients who are at risk of developing Pressure Ulcers according to your sound clinical judgment. Duet can also be used for patients who have an existing stage 1, 2, 3 and 4 pressure ulcers, in conjunction with your hospital's policy on pressure area management.



Optional Raised Bolster Cover available for added patient safety. Bolster cover has center access providing easy ingress and egress.

MASTER CONTROL UNIT

Dimension:	(L)12.3"x (W)6.7"x (H)4.9"
Weight:	14.9 lbs
Rating Voltage:	110-120 volts
Max Current:	5A
Rating Frequency:	60Hz
Cycle Time:	3~95 mins
	Static / Pulsation function
	3 in 1 alternation
Min/Max Pressure:	15~52 mmHg +/- 4 mmHg
	10 Digital Adjustable Comfort Control
Protection Type:	Class I, Type BF
Bottom Out Alarm:	Visual / Audio
Power Failure Alarm:	Visual / Audio
	User-Friendly LCD Control Panel
	Fowler Function
	Auto-Set Function

MATTRESS REPLACEMENT

Model No:	DynaFlow
Dimensions:	(L)80"x (W)36"x (H)14"
Weight:	39.6 lbs
Weight Capacity:	600 lbs
Cell Material:	Black Nylon with PU Coating
Cell Number:	18 cells
Cover Material:	Blue Nylon with PU coating finish
Base Material:	Black Polyester with PVC coating
	CPR Quick Release System

DYNAFLOW

Provides you, the caregiver, with peace of mind, and your patient with world class care and comfort




Perfect for patients and caregivers



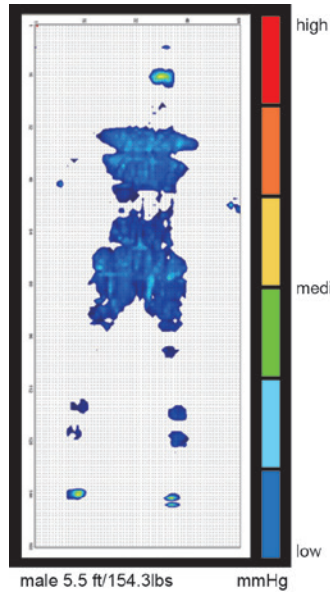
Low slip nylon under mattress base cover to reduce shearing and friction between mattress and bedframe



The modular construction of the cells makes for simplistic repair and cleaning



Incorporates with automatic sensing technology for bottoming out prevention and pressure adjustment



PRESSURE MAPPING

DynaFlow provides constant low pressure by redistributing the patient's pressure over a greater area than a standard mattress.



DYNAFLOW

- Equip with 2" convoluted foam base provides additional support during power failure situation
- PU cell design provides easy cleaning and minimizing the proliferation of bacteria
- Mattress replacement can accommodate patient weights up to 600 lbs
- Added safety feature for continuous monitoring patient's status on bottoming out
- Low Air Loss, Pulsation, 3-1 Alternation, and Static Therapies in one system

DynaFlow is your partner in protection and treatment of pressure ulcer



Cable management keeps electrical cables off the floor



CPR quick release system deflates the system within 20 seconds



DynaFlow can detect the pressure of a patient's buttocks automatically with the "Bottom Out" sensor pad and adjust the pressure based on these results.

Automatically sets optimal pressure based on patient's weight, height and position.

60 seconds of pulsation simulates a massage to assist in maximizing a patients comfort.

The mattress can be adjusted for "Fowler Mode" while acting in conjunction with the bed frame, assisting the medical staff while performing medical procedures.

Auto-Set feature utilizes BMI (Body Mass Index). Input of height and weight continually adjusts optimal mattress pressure.



Hanging bracket fits on all type of beds

