

PATIENT LIFT & SLING ACCESSORIES



13019-B

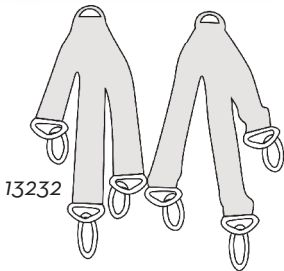
BARIATRIC
600 LB
WEIGHT CAPACITY

Replacement Chains for Sling

13019 1/bx

Bariatric Chains

13019-B 1/bx
For Use with 13060, 13061,
600 lb. Weight Capacity,



13232

Straps for Patient Slings

13232 1 set/bx



13046

BARIATRIC
600 LB
WEIGHT CAPACITY

Digital Scale

13046 1/bx
(For use with patient lift) Can
Be Used with Most Manufacturers Lifts.
Weight Capacity 600 lbs.,
1 Year Limited Warranty.

2 Point Cradle

13240SB 1/bx
(For use with old style
13010 patient lift)

4/6 Point Cradle

13065 1/bx
(For use with 4 or 6 point slings)
Comes Standard on 13023.

4/6 Point Cradle


13053-6PT 1/bx
(For use with 4 and 6 point slings)
Comes Standard, 13010SV

13050 1/bx
(For use with 4 and 6 point slings
on 13240, 13242)

13053 1/bx
(For use with 4 and 6 point slings)
Comes Standard, 13244 and 13245

Replacement Metal Sling Sleeve

13011S For use with 13011, 13012, 13025, 13013,
13014, 13026, 13060, 13061, 1/cs.



2 Point Cradle
13240SB




4/6 Point Cradle
13065



4/6 Point Cradle
13053-6PT



4/6 Point Cradle
13050



4/6 Point Cradle
13053



13011S

Important Notice: Item numbers that display an asterisk () reflect an item that will be discontinued or package change.