

Dealer Assessment Form

Patient Lift System Options

Date:

Dealer Information			
Name:			
Street Address:	State/Province:	Zip/Postal Code:	Country:
Shipping Address:	State/Province:	Zip/Postal Code:	Country:

Patient Lift System Options

A. MOTOR

Choose your motor type from the options below:

GoLift 400	Qty:	GoLift 700	Qty:	GoLift 1000	Qty:	Portable 450	Qty:
(includes Amico trolley, standard motor with power supply, and 1-hook carry bar)		(includes Amico trolley, standard motor with power supply, and 1-hook carry bar)		(Includes an Bariatric Trolley, Power Supply, and a 4-point carry bar)		(Includes a Portable Trolley, Power Supply, and a Reacher bar)	

Notes:

To customize GoLift 400 or 700 further, please specify below:

Trolley		Accessories	
Power Traverse Trolley 	Retrofit Trolley 	1-hook carry bar 	4-point carry bar
	Current weight capacity: Current manufacturer: Please see Section B next.	2-hook carry bar 	Scale
		The carry bar selected here will replace the motor's standard carry-bar. See above for each motor's standard carry-bar.	

Dealer Assessment Form

Patient Lift System Options

B. RETROFITTING (IF APPLICABLE)

Disclaimer: Only fill out if **Retrofit Trolley** is selected in **Section A**.

Please Indicate current Track System manufacturer:

Charging System of current track system installed:

End-stop

Continuous

Hand-set Charging

Please insert a picture of the current Track as shown in the example below of your current track:

Example:



Dealer Assessment Form

Patient Lift System Options

C. TRACK SYSTEM

Choose your track type from the options below:

Straight Track (ft)




8 ft
10 ft
12.5 ft

Qty:
Qty:
Qty:

15 ft
20 ft

Qty:
Qty:

XY Gantry (in)



8 x 8 in
10 x 10 in
12.5 x 12.5 in

Qty:
Qty:
Qty:

Custom size:

Qty:

Custom Track Design. Please refer to **Section D** below.

Freestanding (ft)



8 ft
10 ft
12.5 ft

Qty:
Qty:
Qty:

Wall Post

Please indicate the length of track from post to post (in):

Qty:

Wall Bracket

Please indicate the length of track from post to post (in):

Qty:

Charging System:

End-stop

Continuous

Hand-set

Notes:


Ensure standard electric outlet is located close to track for charging capabilities.

Dealer Assessment Form

Patient Lift System Options

D. CUSTOM TRACK DESIGN

Please draw your choice of track design with detailed measurements. Ignore if you did not choose custom track design under **Section C**.



Dealer Assessment Form

Patient Lift System Options

E. SLINGS

Please select choice of of slings:

GoBasic



Type:

- Reusable (Mesh) Qty:
- Reusable (Polywoven) Qty:
- Disposable (Polyester) Qty:

Size: S M L XL Custom:

Patient Weight (lbs):

Notes:

GoLong



Type:

- Reusable (Mesh) Qty:
- Reusable (Polywoven) Qty:
- Disposable (Polyester) Qty:

Size: S M L XL Custom:

Patient Weight (lbs):

Notes:

GoWalk



Type:

- Reusable (Mesh) Qty:
- Reusable (Polywoven) Qty:
- Disposable (Polyester) Qty:

Size: S M L XL Custom:

Patient Weight (lbs):

Notes:

GoHygiene



Type:

- Reusable (Mesh) Qty:
- Reusable (Polywoven) Qty:
- Disposable (Polyester) Qty:

Size: S M L XL Custom:

Patient Weight (lbs):

Notes:

Dealer Assessment Form

Patient Lift System Options

GoAmputee



Type:

- Reusable (Mesh) Qty:
- Reusable (Polywoven) Qty:
- Disposable (Polyester) Qty:

Size: S M L XL Custom:

Patient Weight (lbs):

Notes:

GoActive



Type:

- Reusable (Mesh) Qty:
- Reusable (Polywoven) Qty:
- Disposable (Polyester) Qty:

Size: S M L XL Custom:

Patient Weight (lbs):

Notes:

GoReposition



Type:

- Reusable (Mesh) Qty:
- Reusable (Polywoven) Qty:
- Disposable (Polyester) Qty:

Size: S M L XL Custom:

Patient Weight (lbs):

Notes:

GoComfort



Type:

- Reusable (Mesh) Qty:
- Reusable (Polywoven) Qty:
- Disposable (Polyester) Qty:



Size: S M L XL Custom:

Patient Weight (lbs):

Notes:

Dealer Assessment Form

Patient Lift System Options

<p>GoTurn</p>  <p>Type:</p> <p>Reusable (Mesh) Qty:</p> <p>Reusable (Polywoven) Qty:</p> <p>Disposable (Polyester) Qty:</p> <p>Size: S M L XL Custom:</p> <p>Patient Weight (lbs):</p> <p>Notes:</p>	<p>GoLimb</p>  <p>Type:</p> <p>Reusable (Mesh) Qty:</p> <p>Reusable (Polywoven) Qty:</p> <p>Disposable (Polyester) Qty:</p> <p>Size: S M L XL Custom:</p> <p>Patient Weight (lbs):</p> <p>Notes:</p>
--	--