


cricket



# MOVEMENT IN A STATIONARY WORLD







6



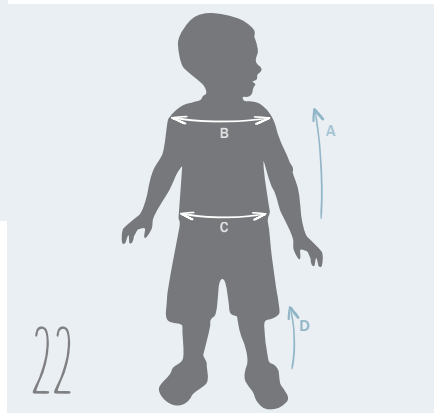
8



10



12



22

## CONTENT

- 4 Putting the EXTRA into the ordinary
- 6 Meet Isabella
- 8 Takes you places
- 10 Focus on detail
- 12 A little extra support
- 17 Vest & belts for optimum support
- 18 Add a splash of colour
- 20 Our 3 important tips
- 22 Useful measurements
- 26 Compare and select your buggy

Spring, city of smiles (Aarhus), our new folding buggy and the adorable girl Isabella and her family. What could possibly go wrong? Thankfully, nothing and we are thrilled about the cover photo and getting to know Isabella. If you would like to know more about Isabella, her family, our new folding buggy, tips from the therapist and more - you will find it all in this inspirational brochure.

ENJOY!



CRICKET

R82<sup>®</sup>

The cricket is developed with innovation, quality and comfort in mind



## Putting the EXTRA into the ordinary

Meet our new Cricket – a lightweight and compact easy foldable buggy. The Cricket is developed with innovation, quality and comfort in mind. Our designers, physiotherapists and engineers developed the functional and innovative buggy to provide support for the child and optimum working conditions for the carer.

The product resembles a cricket in its design and unfolds in much the same way as the insect opens its wings. The Cricket moves effortlessly from place to place just like a real cricket that flies or jumps using its strong legs.





Read the full case story about lovely Isabella & her family on our website!



## Meet Isabella

Isabella is a shining star! No doubt about that! She is the most beautiful little girl, a princess with a capital 'P' and a winning personality that shines through. She is three years and nine months old and has bilateral cerebral palsy with a GMFCS level II as a result of premature birth.

Isabella spasticity primarily affects her legs, especially the left, but she has almost normal function of the hands, despite small involuntary movements. Isabella is a highly sensitive girl, which is not atypical for her type of brain injury.

Please take your time to read the complete case story about lovely Isabella and her family on our website - touching and inspirational!

We had the pleasure to spend a day together with Isabella and her family in the city of smiles – Aarhus, DK – which incidentally ranks second on Lonely Planet's list of places to go in Europe 2016. Come and visit if you get the chance and spend some time at Dokk1 as we did with Isabella and her family.





# TAKES YOU PLACES

Isabella tires easily and her legs need a rest now and then. She enjoys the support of the Cricket. It creates a stable base with good support for the pelvis and ensures excellent seating balance – which is exactly what Isabella needs.

” The Cricket suits Isabella perfectly. She needs to sit comfortably in an upright position with support around the hips, which she does in the Cricket buggy.

*Camilla, Isabella's mum*



Cricket's lightweight frame is the most compact on the market. The durable frame is designed to support and provide stability for the buggy. 360° turnable front wheels ensure a smooth ride, making it easy to steer. Puncture-proof wheels for exceptional performance.

Explore the experience of the smoothest ride - from city to tougher trails, in sun and rain. The Cricket folds easily into any car, is approved to carry 43 kg and complies with ISO 7176-19 for safe transport in vehicles.







# FOCUS ON DETAIL

1. Height-adjustable push brace
2. Two head support options
3. Quick and easy back reclining
4. Lightweight aluminium frame
5. Eight fix lock options to fit the unique vests & belt programme
6. Compact folding mechanism
7. Unique fabric quality and several colour options
8. Adjustable seat depth
9. Foot support with adjustable height, depth and angle
10. Solid and 360° turnable front wheels
11. Solid rear wheels with foot operated wheel brake






## Our 3 important tips

- to ensure a good seating position

To achieve a good seating position we need to create a stable base:

- 1 Feet**  
The foot plate needs to be firm, but adjustable in height and angle.
- 2 Thighs**  
The seat must be adjustable in depth as the child grows. When the full length of the child's thighs is supported, it will give stability and the pressure will be distributed over a bigger surface, giving better comfort.
- 3 Pelvis**  
With the seat tilted a little backwards allows the pelvis to sit right back in the seat, preventing it from sliding forward. Using wedges to secure the seat, the pelvis and thighs are supported in midline.







# A little extra support



[01] Standard Cricket with blue cushion. [02] Head rest cushion. [03] Sculpted head rest cushion. [04] Seat side parts. [05] Seat width reduction kit, wedges. [06] Back rest height extension. [07] Arm rests. [08] Wedges for shaping seat and back. [09] Grip bar in frame. [10] Calf support strap.




[11] Folding top. [12] Tray. [13] Grip bar in arm rests. [14] Rucksack. [15] Shopping net. [16] Additional locking mechanism for footplate. [17] Heel straps. [18] Storage strap. [19] Transport fitting. [20] Directional locking mechanism for front wheels. [21] Rain cover (requires folding top). Rain cape with hood also available [22] Numerous vest & belt options.





# MOVING FAMILIES







## Vest & belts for optimum support

TRUNK SUPPORT



Torso vest



Cross vest

PELVIS SUPPORT



Y-hip belt



Pelvis belt

FOOT SUPPORT



Ankle straps





# Add a splash of colour

EASY TO CHANGE THE CUSHION COLOUR AND IMMEDIATELY CHANGE THE LOOK OF YOUR STYLISH BUGGY. CHOOSE FROM 7 COLOURS...



Blue




Red



Green



Grey



Pink



Orange



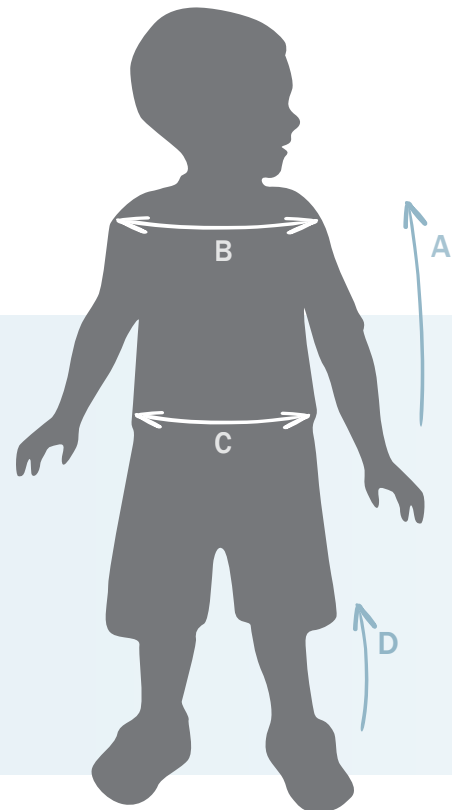
Yellow





# Useful measurements

Find the correct size and adjustments



**Measurements to choose the correct product size:**

- A: Back height
- B: Shoulder width
- C: Seat width
- Weight

**Measurements to adjust the product correctly:**

- C: Seat width - seat width reduction options (acc.)
- D: Lower leg length - foot support adjustment

# Go ahead and grow!

Your child's motor skills are constantly evolving, and resulting in new skills, needs and autonomy. The new Cricket comes in two sizes. Each size offers growth potential, enabling the child to grow with the Cricket.

Footplate, seat and back supports offer a variety of seating positions so the child can adopt an active and varied posture, which in turn aids proper development.



| Cricket                    | Size 1             | Size 2              |
|----------------------------|--------------------|---------------------|
| Backrest height [1] (A)    | 50 cm (19¾")       | 55 cm (21¼")        |
| Backrest width, inside (B) | 27 cm (10¾")       | 33 cm (13")         |
| Seat width [2] (C)         | 34 cm (13½")       | 40 cm (15¾")        |
| Seat depth                 | 21-31 cm (8¼-12¼") | 31-43 cm (12¼-17")  |
| Lower leg length (D)       | 18-36 cm (7-14¼")  | 22½-37 cm (8¾-14½") |
| Max. user weight/load      | 35 kg (77 lb)      | 50 kg (110 lb)      |

[1] Back rest height extension available as accessories. [2] Seat width reduction kit available as accessories.

FIND ALL MEASUREMENTS  
ON OUR WEBSITE







COMPACT & LIGHTWEIGHT

TAKES UP LITTLE SPACE  
AND FITS ALMOST  
EVERYWHERE



# Compare and select...

R82 offers comfortable buggy options to afford the greatest possible support and mobility. Find the one that meets your individual needs.




Cricket



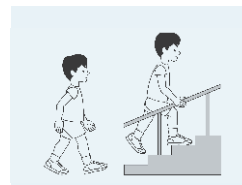
Stingray

| BUGGY PROFILE      | CRICKET                     | STINGRAY              |
|--------------------|-----------------------------|-----------------------|
| Backrest angle     | 110 → 125° (resting)        | 90 → 170° (sleeping)  |
| Tilt in space      | Fixed 20°                   | 45°                   |
| Weight             | 12,4/13,4 kg (27,3/29,5 lb) | 19/20 kg (41,9/44 lb) |
| Max user weight    | 35/50 kg (77/110 lb)        | 40 kg (88 lb)         |
| Head support       | MODERATE                    | GOOD                  |
| Trunk support      | LIMITED                     | MODERATE              |
| Pelvis positioning | MODERATE                    | MODERATE              |
| Foot positioning   | MODERATE                    | MODERATE              |
| GMFCS level        | 2-3                         | 3-4                   |

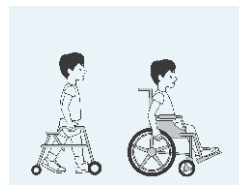
## GMFCS Levels



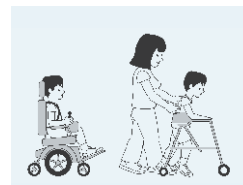
Level I



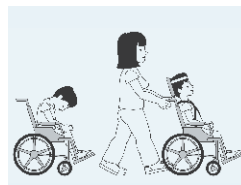
Level II



Level III



Level IV



Level V



EXPLORE THE COMPLETE  
R82 PRODUCT RANGE  
ON OUR WEBSITE



## Abreast of the future

R82 is a market leading supplier of healthcare equipment for special needs children. The extensive product range includes well-designed solutions within seating, standing, walking, bathing and transportation. Solutions, which are tailored to the needs of the children, giving them the greatest possible freedom and new opportunities for movement.

nothing compares to a smile 

---



Visit our website and subscribe to our newsletter  
and get all the latest news!

---