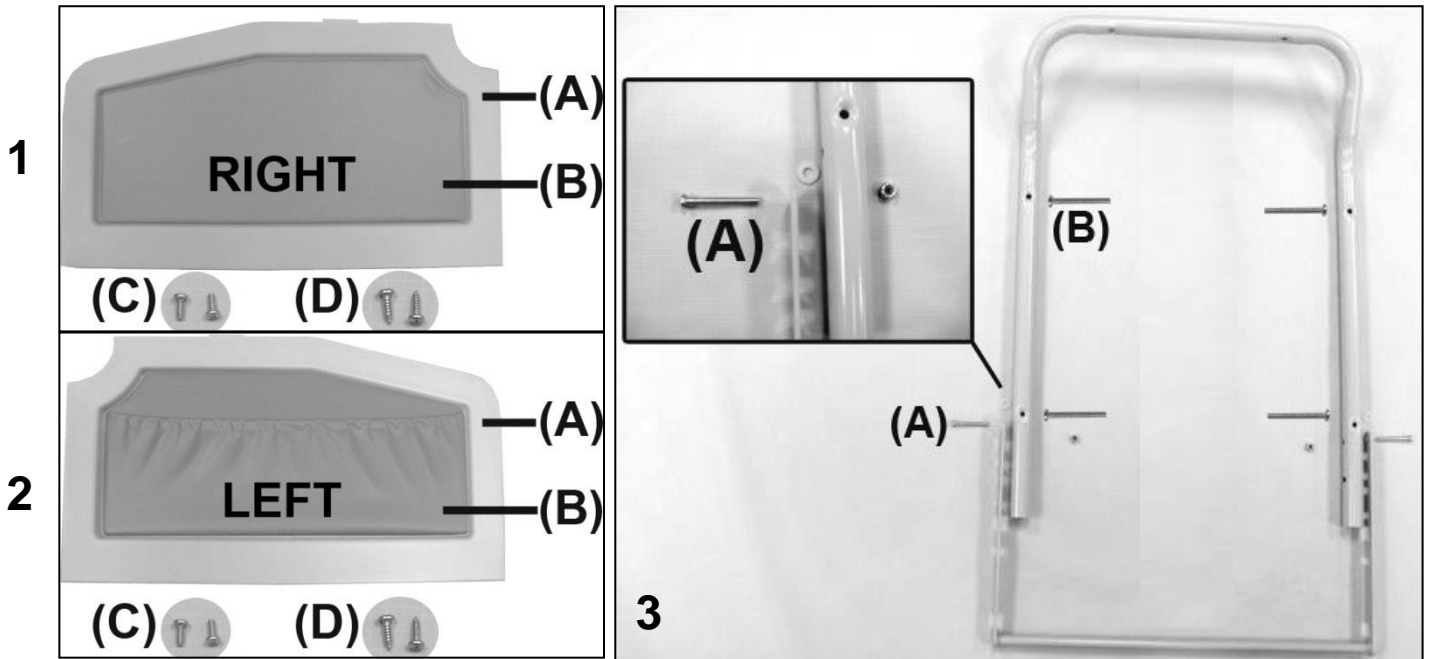


**PARTS LIST**

Image Number	Note	Part Number	Description	QTY per Product
1		404500	CASTER 5"TOTAL LOCK GREY TIRE W/PLASTIC THRD GD	2
1		404610	CASTER, ZINC RIGID 6.25" FORK W/5" GRAY WHEEL 7/8" STEM	2
1		702250	CASTER SLEEVE INSERT	4
1		566401	BOLT-CARRIAGE 1/4-20 X 1 1/2 ZINC	4
1		566204	NUT-1/4-20 HEX NYLON LOCKNUT ZINC	4
2		<b>241400K</b>	<b>525 STYLE SEAT MECH W/ RAIL KIT (PAIR)</b>	1
2	D	241501	MECH 525 W/SEAT RAIL RIGHT	1
2	D	241401	MECH 525 W/SEAT RAIL LEFT	1
2A	D	265140	MECH SPACER STRIP, HARDBOARD	2
2A	D	566515	SCREW-MACH 10-24 X 1 <b>3/4"</b> PAN PHILLIP M/S ZINC	4
2B	D	566401	BOLT-CARRIAGE 1/4-20 X 1 1/2 ZINC	4
2B	D	566204	NUT-1/4-20 HEX NYLON LOCKNUT ZINC	4
3	A	258500	525/585 WELDED MAIN FRAME	1
4A	B	701040	TRAY RECEIVING TUBE FLANGED INSERT	1
4B	B	701045	TRAY RECEIVING TUBE PLAIN INSERT	3
4C	C	700701	1" RD X 18 GA GRAY CAP	4
5		210201	524/525 SPREADER TUBE ASSEMBLY	1
5		566517	SCREW-MACH 1/4-20 X 1 PAN PHILLIP M/S ZINC	2

**NOTES**

Note	Description
A	Image 4A & 4B or 4C MUST be ordered when ordering the main frame.
B	For <b>5251</b> chair models ONLY and MUST be ordered when ordering the welded main frame
C	For <b>5261</b> chair models ONLY and MUST be ordered when ordering the welded main frame
D	It is NOT recommended that these parts be sold seperately however in special cases they can be. <u>Left &amp; Right is determined - as if sitting in the chair</u>

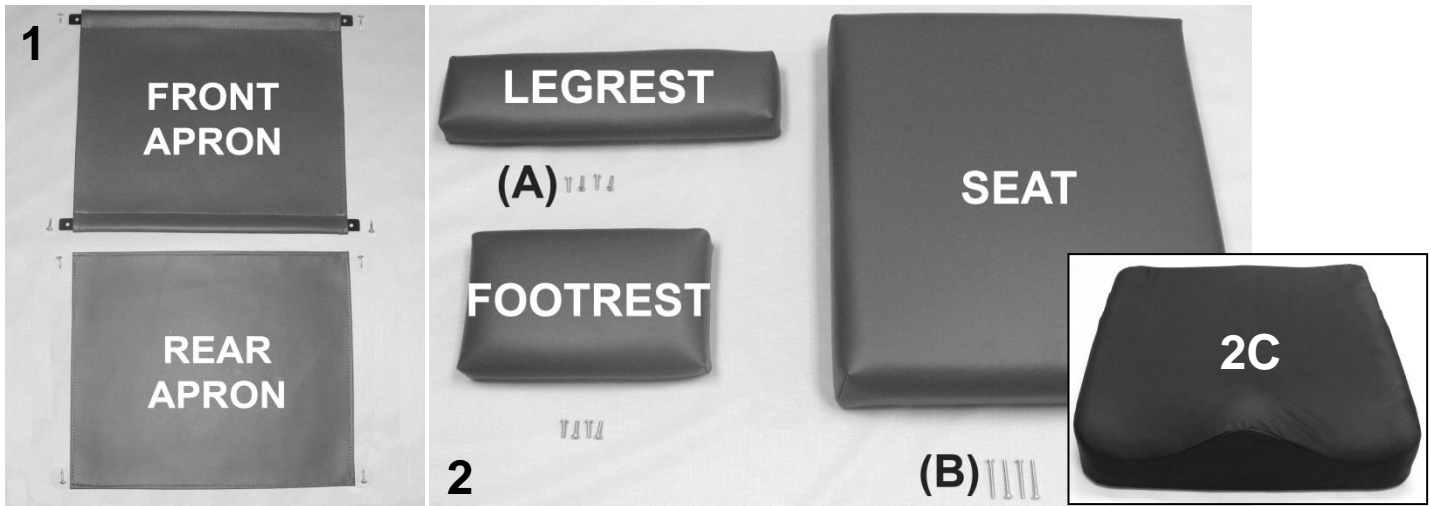


**PARTS LIST**

Image Number	Note	Part Number	Description	QTY per Product
1A	A	700435	BLOW MOLDED SIDE PANEL-RIGHT	1
1B	B	U0701XX	RIGHT SIDE UPH. WOOD PANEL	1
2A	A	700430	BLOW MOLDED SIDE PANEL-LEFT	1
2B	B	U0601XX	LEFT SIDE UPH. WOOD PANEL W/ STORAGE POCKET	1
1C, 2C	C	566510	SCREW-MACH 10-24 X 1/2 PAN PHIL MACHINE SCREW	4
1D, 2D	D	566561	#12 X 3/4" PANHEAD PHILLIPS TAP SCREW, ZINC	4
3	E	210140	BACK FRAME 524-525-584-585	1
3		233900	POSITION LOCK NOTCHED BAR (WELDED)	1
3A		566506	SCREW-MACH 1/4-20 X 1 1/2 RND PHIL M/S ZINC	2
3B		566515	SCREW-MACH 10-24 X 1 3/4 PAN PHILLIP M/S ZINC	4
3		566310	WASHER-1/4 NYLON F/W (.275 X .50 X .0625)	2
3		566204	NUT-1/4-20 HEX NYLON LOCKNUT ZINC	2

**NOTES**

Note	Description
A	Add the "Option" code to the end of the part # for TB (SEE BELOW)
B	XX- Use color code for specific part number i.e. 02 - Royal Blue
C	Secures the upholstered wood side panel to the blow-molded side panel
D	Secures the blow-molded side panel to the chair frame
E	It is NOT recommended that these parts be sold separately however in special cases they can be.
OPTIONS	For TB133 Add TB after Part Number i.e. 700435 <b>TB</b>
	<i>Left &amp; Right is determined - as if sitting in the chair</i>




**PARTS LIST**

Image Number	Note	Part Number	Description	QTY per Product
1	A,B	U1401XX	UPHOLSTERED FRONT APRON	1
1		229945	535 APRON SLAT	2
1	A,B,D	U1501XX	UPHOLSTERED REAR APRON <b>(SEE NOTE D)</b>	1
1		566534	SCREW-TAP 10 X 3/4 RND WASHER SQ T/S ZINC	8
2	A,B	U1001XX	UPHOLSTERED LEGREST	1
2	A,B	U1101XX	UPHOLSTERED FOOTREST	1
2A		566511	SCREW-MACH 10-24 X <b>3/4"</b> PAN PHIL M/S ZINC	8
2	A,B	U0321XX	UPHOLSTERED SEAT	1
2B		566515	SCREW-MACH 10-24 X <b>1 3/4"</b> PAN PHILLIP M/S ZINC	4
2C	B,C	288810	SADDLE SEAT, WITH TB133 (525S - 585S style)	1

**NOTES**

Note	Description
A	XX- Use color code for specific part number i.e. 02 - Royal Blue
B	Screws needed to attach this product are included
C	Saddle seat can be purchased as an upgrade for ANY 525 chair model. ONLY available in black.
D	525's or 526's up to & including serial # 525108067 or 526100664 ONLY. Can NOT be added to newer mod
OPTION	For TB133 Add TB after Part Number i.e. U100102 <b>TB</b>
	Use <b>00</b> in place of options code if option IS NOT applicable i.e. U100602 <b>00</b> For Upholstered Seat without



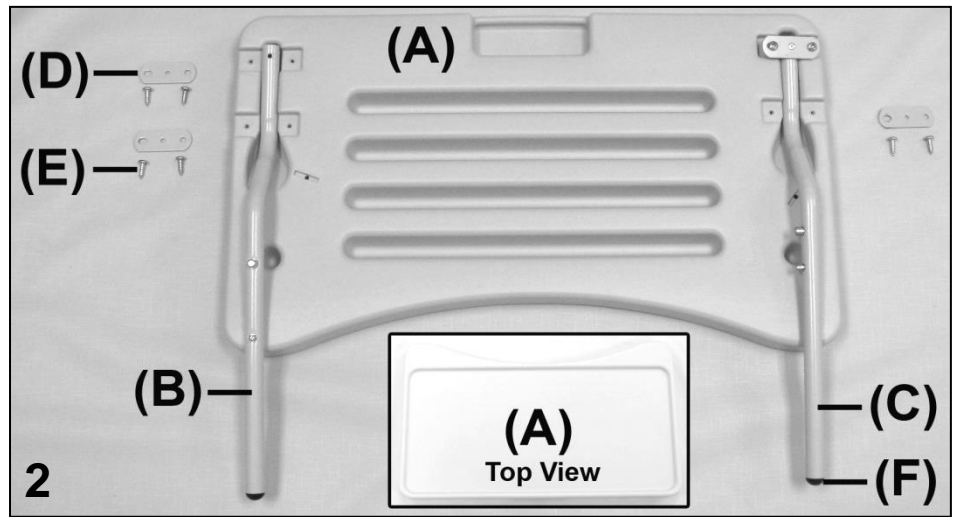
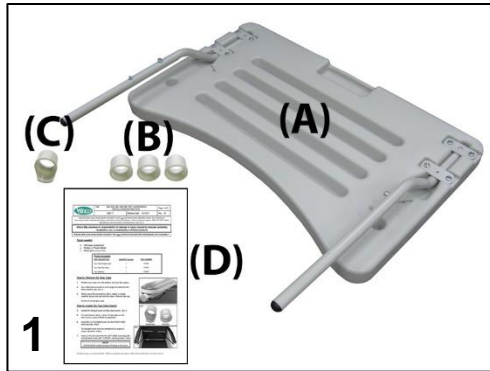
**PARTS LIST**

Image Number	Note	Part Number	Description	QTY per Product
1	A, B	U0107XX	1PAIR OF ARMS	1
1		566589	SCREW-MACH 10-24 X 5/8" HEX WASHER SLOT M/S ZINC	4
2	A, B	U0202XX	UPHOLSTERED 525 BACK	1
2		566515	SCREW-MACH 10-24 X 1 3/4 PAN PHILLIP M/S ZINC	4

**NOTES**

Note	
A	XX- Use color code for specific part number i.e. 02 - Royal Blue
B	Screws needed to attach this product are included
OPTION	For TB133 Add TB after Part Number i.e. U010702 <b>TB</b>
	Use <b>00</b> in place of options code if option IS NOT applicable i.e. U020602 <b>00</b> For Upholstered Back without

## 5251-525S Tray



### PARTS LIST

Image Number	Note	Part Number	Description	QTY per Product
1		270000K	TRAY ASSEMBLY CONVERSION KIT	1
1A		270000	TRAY ASSEMBLY	1
1B	A	701045	TRAY RECEIVING TUBE PLAIN INSERT	3
1C	A	701040	TRAY RECEIVING TUBE FLANGED INSERT	1
1D	A	006117	526, 528, 536, AND 586 TRAY CONVERSION INSTALLATION INSTRUCTION	1
2A		700410	TRAY BLOW MOLDED LT. GRAY	1
2B		<b>270020</b>	<b>RIGHT TRAY ARM ASSEMBLY</b>	1
	A	241600	TRAY ARM RIGHT	1
	A	401920	DUAL SNAP BUTTON (FOR TRAY ADJUSTMENT)	1
2F	A	700820	PLASTIC BALL GLIDE 3/4" BLACK	1
2C		<b>270010</b>	<b>LEFT TRAY ARM ASSEMBLY</b>	1
	A	241610	TRAY ARM LEFT	1
	A	241650C	TRAY ARM STRAP, COATED	1
	A	401925	SOLID DUAL SNAP BUTTON (FOR TRAY STORAGE)	1
	A	566100	RIVET-AD 54 BS POP RIVET	1
2F	A	700820	PLASTIC BALL GLIDE 3/4" BLACK	1
2E		566561	#12 X 3/4" PANHEAD PHILLIPS TAP SCREW, ZINC	8
2D		241650C	POWDER COATED TRAY ARM STRAP	3

### NOTES

Note	Description
A	It is NOT recommended that these parts be sold separately however in special cases they can be.
	<u>Left &amp; Right is determined - as if sitting in the chair</u>

For additional options please see: **IV POLE OPTIONS PAGE**



Revision History

REV	Effective Date	CCR Number	Description of Change
01	01-18-17		ECN 17-005