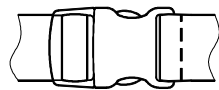


**PUSH-BUTTON**

SIZE	PART NUMBER
S32	N/A
S38	N/A
M36	HB205-M36
M46	HB205-M46
L62	HB205-L62
L82	HB205-L82
L92	HB205-L92

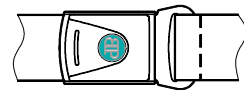
Sub-ASIS COMPATIBLE BELT

S38	N/A
M46	LB205-M46
L62	LB205-L62



**PLASTIC SIDE-RELEASE**

SIZE	PART NUMBER
S32	HB215-S32
S38	HB215-S38
M36	HB215-M36
M46	HB215-M46
L62	HB215-L62

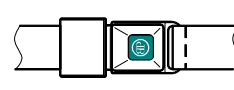


**REHAB LATCH**

SIZE	PART NUMBER
S32	N/A
S38	N/A
M36	HB225-M36
M46	HB225-M46
L62	HB225-L62

Sub-ASIS COMPATIBLE BELT

S38	N/A
M46	LB225-M46
L62	LB225-L62



**X-SMALL METAL PUSH-BUTTON**

SIZE	PART NUMBER
S32	HB235-S32
S38	HB235-S38
M36	N/A
M46	N/A
L62	N/A

Sub-ASIS COMPATIBLE BELT

S38	LB235-S38
M46	N/A
L62	N/A



**SWIVEL**

SIZE	PART NUMBER
S32	HB275-S32
S38	HB275-S38
M36	HB275-M36
M46	HB275-M46
L62	N/A

TO COMPLETE YOUR PART NUMBER, SELECT THE END-FITTING OPTION BELOW:

**-A1** + **FLAT-MOUNT™**  
END FITTING PART NUMBERS  
S (1") HKA1-R-1  
M (1-1/2") HKA1-G-1  
L (2") HKA1-B-1

**-B1** +

**-A2** + **CINCH-MOUNT™**  
END FITTING PART NUMBERS  
S (1") HKA2-R-1  
M (1-1/2") HKA2-G-1  
L (2") HKA2-B-1

**-B2**

description

**HIP BELT, 2-POINT, CENTER-PULL, TECHNICAL SPECS**

drawing no.

**D15-0210-30**

date originated

2/10/2015

drawn by

D. DOUGAL

rev.

**E**