








# CE800ENT ELLIPTICAL TRAINER

## ENTERTAINMENT CONSOLE

### FEATURES:

-  15.6" TOUCHSCREEN
-  SCREEN MIRRORING
-  CABLE TV
-  STREAMING APPS
-  NEWS APPS
-  SOCIAL MEDIA APPS
-  USB CHARGING PORT



Designed on the solid CE800 platform, the CE800ENT elliptical trainer incorporates touchscreen technology on a large 15.6" entertainment display. Users can screen mirror from their phone so they can watch whatever they want. Pre-loaded apps also give users the ability to stay entertained with popular streaming, news, and social media content. And if that isn't enough, the facility can enable the ability to watch cable TV through an HDMI and cable box connection. Engineered for the commercial environment and backed by an impressive warranty, this machine includes a load of premium features.

## **CE800ENT** ELLIPTICAL TRAINER

- Large 15.6" touchscreen with screen mirroring\*, TV, and streaming/news/social media apps
- 3 different workout display modes give users a variety of workout feedback
- Smooth, quiet 20" stride, which is the optimal distance for the average user
- Dual rollers on each pedal arm for a sturdier base
- 2 degrees of inversion at each foot pedal places the user in an anatomically correct position
- 40 levels of resistance to satisfy the needs of beginners or advanced exercisers
- Contact and telemetric heart rate options to help keep clients in their effective training zone
- Adjustable cooling fan and USB charging port enhances the user's experience



Tablet-friendly reading rack

Adjustable fan angle

Easy-touch control buttons

USB charging port

3.5mm headphone audio jack

## CE800ENT CONSOLE FEATURES

The CE800ENT features a modern 15.6" touchscreen display and electronics package that allows your clients to screen mirror from their phone, watch cable TV, or stream shows, news, and social media content. The USB charging port, cooling fan, and user-intuitive design appeal to a wide range of users. Preset programs provide a variety of popular workouts for the average user while heart rate control and custom programs are available for more serious users.

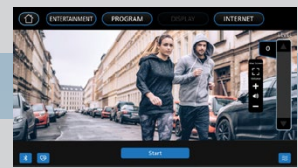
### EQUIPMENT SPECIFICATIONS

<b>Console</b>	15.6" touchscreen display, screen mirroring (iOS and Android), TV with HDMI input, Wi-Fi, streaming/news/social media apps, 3.5mm headphone jack, Bluetooth 4.0, USB charging port, water bottle holder
<b>Programs</b>	manual, hill, fat burn, cardio, strength, interval, fit test, HR, constant power, custom
<b>Heart Rate</b>	contact and telemetric compatible (chest strap sold separately)
<b>Resistance</b>	40 levels
<b>Power</b>	120 volts; 15-amp circuit recommended
<b>Flywheel System</b>	30 lb
<b>Pedals</b>	oversized with 2-degree inversion
<b>Frame</b>	3.8" pedal spacing (Q-Factor), 2-degree inversion, cushioned
<b>Dimensions</b>	78" L x 24.2" W x 70.1" H
<b>Product Weight</b>	240 lb
<b>Max User Weight</b>	450 lb


### WARRANTY INFORMATION

**Commercial Warranty (Non-dues Paying Facilities)** – Lifetime frame, 5 years parts and electronics, and 2 years labor  
**Console** – 3 years parts, 1 year labor

*\*Prisons and correctional facilities are excluded from warranty coverage.*



**SCREEN MIRRORING** Using the same Wi-Fi connection as the elliptical, the user can mirror their phone's screen to the console – now you can watch whatever you want!\*



**INTERNET** Easily access online apps for streaming, news, and social media on the touchscreen.



**DISPLAY** The system provides 3 different viewing modes (Simple, Track, Dashboard) to fine tune your workout experience.



**SETTINGS** The console is fully configurable with in-depth console settings. Customize workout information, perform diagnostics and maintenance, change default language, update software, and more.

\*Many pay TV streaming apps prohibit screen mirroring