
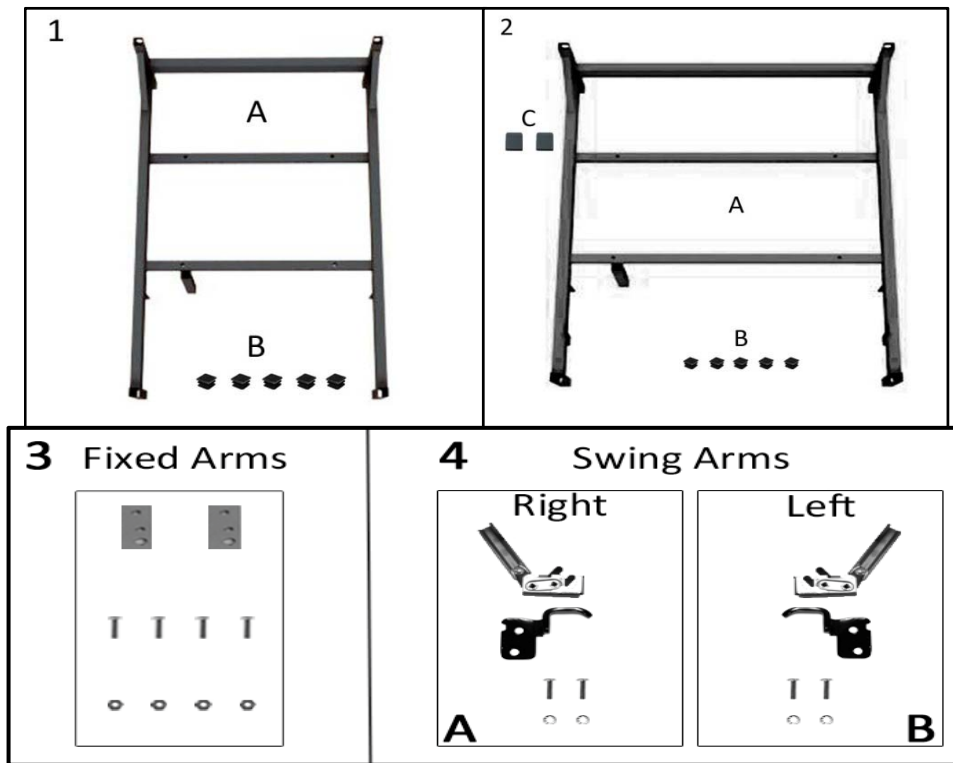


PARTS LIST

Image Number	Note	Part Number	Description	QTY per Product
Standard Chair				
1				
1	A	207062BK	Trendelenberg Pedal – Vero Kit	1
1A	B	407062	Trendelenberg Pedal - VERO	1
1B	B	566204	NUT-1/4-20 HEX NYLON LOCKNUT ZINC	4
1C	B	566583	SCREW, HEX CAP 1/4-20 X 1 1/2" GRADE 5, ZINC	4
1	C	206012BK	Non-Trend. Tube W/O Pedal Kit	1
1D	B	206012B	Non-Trend. Tube W/O Pedal	1
1B	B	566204	NUT-1/4-20 HEX NYLON LOCKNUT ZINC	4
1C	B	566583	SCREW, HEX CAP 1/4-20 X 1 1/2" GRADE 5, ZINC	4
XL Chair				
2				
2	D	207072BK	Trendelenberg Pedal – Vero XL Kit	1
2A	B	407072	Trendelenberg Pedal - VERO XL	1
2B	B	566204	NUT-1/4-20 HEX NYLON LOCKNUT ZINC	4
2C	B	566583	SCREW, HEX CAP 1/4-20 X 1 1/2" GRADE 5, ZINC	4
2	E	206022BK	Non-Trend. Tube W/O Pedal – XL Kit	1
2D	B	206022B	Non-Trend. Tube W/O Pedal - XL	1
2B	B	566204	NUT-1/4-20 HEX NYLON LOCKNUT ZINC	4
2C	B	566583	SCREW, HEX CAP 1/4-20 X 1 1/2" GRADE 5, ZINC	4
Note	Description			
A	Used on Chair Models - 6x0x and 6x4x			
B	Part is included in above listed kits - Parts can be ordered seperately in certain cases.			
C	Used on Chair Models - 5x0x and 5x4x			
D	Used on Chair Models - 6x1x and 6x5x			
E	Used on Chair Models - 5x1x and 5x5x			
For Chair Models with HM or HT options, see Note G on page 7 for correct fasteners.				



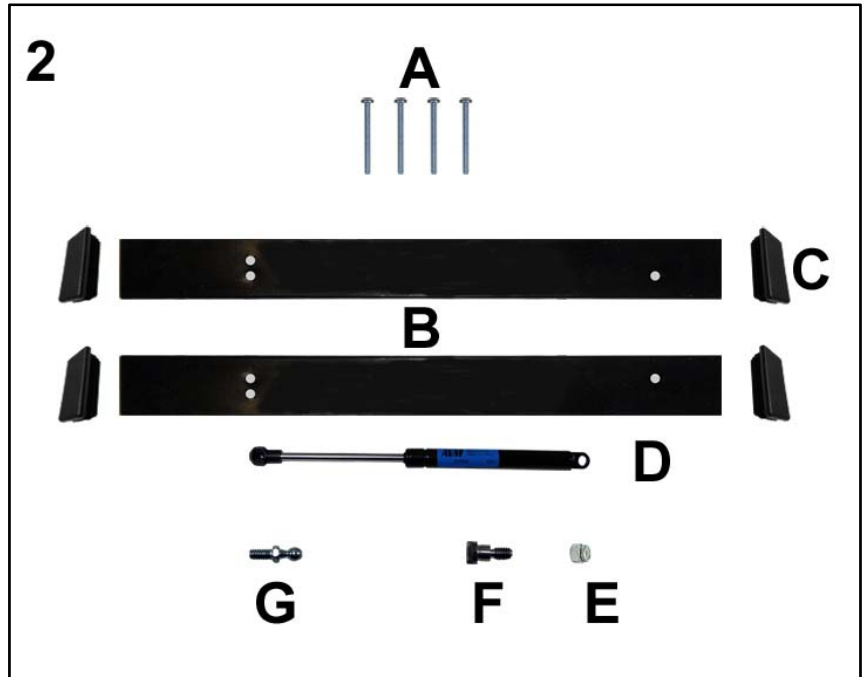
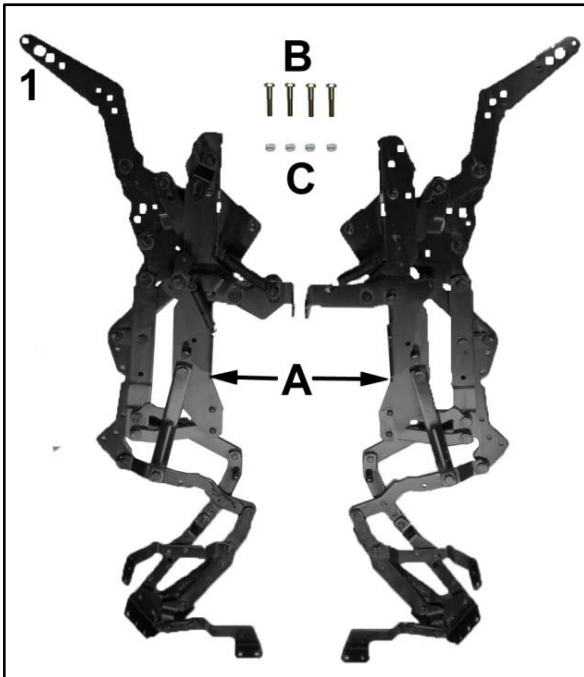
PARTS LIST				
Image Number	Note	Part Number	Description	QTY per Product
Standard Push Back Style Chair				
1, 2		566400	BOLT-CARRIAGE ZINC 1/4-20 X 1 1/4	2
1, 2		566399	BOLT- CARRIAGE BLACK ZINC 1/4-20 X 1 1/4	2
1, 2		566204	NUT-1/4-20 HEX NYLON LOCKNUT ZINC	4
HM-HT Push Back Style Chair				
1, 2	A	566400	BOLT-CARRIAGE ZINC 1/4-20 X 1 1/4	1
1, 2	A	566399	BOLT-CARRIAGE BLACK ZINC 1/4-20 X 1 1/4	2
1, 2	A	566401	BOLT-CARRIAGE 1/4-20 X 1 1/2 ZINC	1
1, 2	A	566204	NUT-1/4-20 HEX NYLON LOCKNUT ZINC	4
2	B	400290	CASTER, W/STEP STEM, NYLON 3" WHEEL BRAKE, BLACK	4
1	C	400620	CASTER, NYLON 5" RIGID, BLACK	2
1	D	400625	CASTER, NYLON 5" TOTAL LOCK W/PRECISION BEARING WHEEL, BLACK	2
3	E	566330	BLACK FLAT WASHER	4
3	E	700500	PEDESTAL FOOT, PLASTIC	4
3	E	702260	STEM SOCKET, GRIP NECK, SQ, .437 X 1.0 nylon, Black.	4
NOTES				
Note	Description			
A	For Model Chairs with HM or HT, the right rear bolt (the side with the switch) needs to be 566401.			
B	Replacements ONLY for chairs with 3" Casters (Not compatible with Footplate)			
C	Replacement for 5" Front Casters.			
D	Replacement for 5" Rear Casters.			



PARTS LIST				
Image Number	Note	Part Number	Description	QTY per Product
1A	A	206000B	WELDED MAIN FRAME (GEN II)	1
1B, 2B		700700	SQ 1" RIBBED CAP, BLACK	5
2A		206010B	WELDED MAIN FRAME (VERO XL)	1
2C		700890	CAP, FLAT RECTANGULAR , GRAY, .25" X 1"	2
3	B		Fixed Arm Style Chair	
3		202830	LATCH PLATE, FIXED ARM (690 STYLE)	2
3		566572	SCREW, BUTTON HEAD 1/4-20 X 3/4", ZINC	4
3		566204	NUT-1/4-20 HEX NYLON LOCKNUT ZINC	4
4	C		Swing Arm Style Chair	
4A		202820K	ROTARY LATCH RIGHT (624) KIT	1
4A		402855	ROTARY LATCH, HD SPRING (RIGHT)	1
4A		302100	ROTARY LATCH HANDLE (624 STYLE)	1
4A		510200	RIVET 1/4 X 3/8 X 7/16 HEAD	1
4A		206155RB	SUPPORT BRKT, UNDER-ARM, RIGHT, BLACK (VERO)	1
4A		566592	1/4-20 X .88 SOCKET BUTTON HEAD CAP SCREW, ZINC	2
4A		566301	WASHER-1/4 INT. TOOTH LOCKWASHER ZINC	2
4B		202825K	ROTARY LATCH LEFT (624) KIT	1
4B		402850	ROTARY LATCH, HD SPRING (LEFT)	1
4B		302100	ROTARY LATCH HANDLE (624 STYLE)	1
4B		510200	RIVET 1/4 X 3/8 X 7/16 HEAD	1
4B		206155LB	SUPPORT BRKT, UNDER-ARM, LEFT, BLACK (VERO)	1
4B		566592	1/4-20 X .88 SOCKET BUTTON HEAD CAP SCREW, ZINC	2
4B		566301	WASHER-1/4 INT. TOOTH LOCKWASHER ZINC	2

NOTES

Note	Description
A	Please contact Winco Customer Service/Tech Support (800-237-3377) for assistance with MAIN FRAME.
B	Fixed Arm Style Chairs are models 5Y0x, 5Y1x, 6Y0x and 6Y1x.
C	Swing Arm Style Chairs are models 5Y4x, 5Y5x, 6Y4x and 6Y5x.



PARTS LIST


Image Number	Note	Part Number	Description	QTY per Product
1, 2	A		Push Back Style Chair	
1		207065K	Vero and Vero XL Push Back Style Seat Mech Kit (Pair)	1
1A	B	407065L	Three Position Mechanism Push Back (Vero) - Left	1
1A	B	407065R	Three Position Mechanism Push Back (Vero) - Right	1
1B	B	566583	1/4-20 X 1.75" HEX CAP SCREW, GRADE 8, ZINC	4
1C	B	566204	NUT-1/4-20 HEX NYLON LOCKNUT ZINC	4
2		206019BK	Vero Style Rect. Seat Mech Frame Kit (Pair)	1
2A	B	566560	10-24 X 2.75" RD PHIL M/S ZINC.	4
2B	B	206019B	Rect. Seat -Mech Frame (GenII) - Black	2
2C	B	701010	1X2X18 RECT INSERT CAP/GLIDE, BLACK	4
1, 2	C	207165K	Vero Push Back Style Seat Mech Kit w/Frame (Pair)	1
2			Damper	
2		205650K	Damper Replacement Kit	1
2D	B	405650	Damper	1
2E	B	566204	NUT-1/4-20 HEX NYLON LOCKNUT ZINC	1
2F	B	566615	5/16" Shoulder x 1/4" Shoulder Length x 1/4"-20 18-8 Stainless Steel Socket Shoulder Bolt	1
2G	B	504640	5/16-18 BALL STUD	1

NOTES

Note	Description
A	Push Back Style Chairs are models 5Yxx and 6Yxx.
B	Part is included in above listed kits - Part may be ordered separately in some cases.
C	All parts listed in above images 1 & 2 are included in kit.

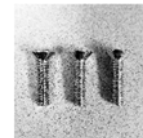



1



M

N




O

P

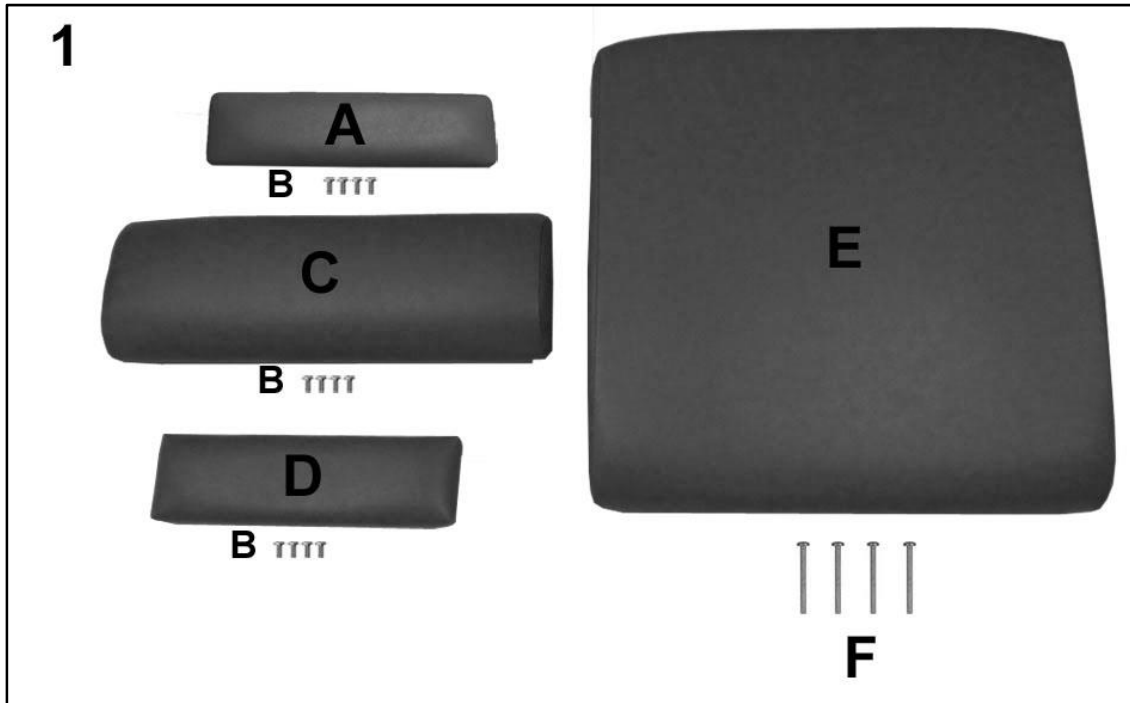
PARTS LIST

Image Number	Note	Part Number	Description	QTY per Product
Fixed Arm Style Chair				
1				
1A	A	U0411XX	UPHOLSTERED FIXED-ARM PANEL LEFT	1
1B	A	U0511XX	UPHOLSTERED FIXED-ARM PANEL RIGHT	1
1A	A, E	U0415XX	UPHOLSTERED FIXED-ARM PANEL W/ URETHANE LEFT	1
1B	A, E	U0515XX	UPHOLSTERED FIXED-ARM PANEL W/ URETHANE RIGHT	1
Swing Arm Style Chair				
1				
1A	A	U0412XX	UPHOLSTERED SWING-ARM PANEL LEFT	1
1B	A	U0512XX	UPHOLSTERED SWING-ARM PANEL RIGHT	1
1A	A, E	U0416XX	UPHOLSTERED SWING-ARM PANEL W/ URETHANE LEFT	1
1B	A, E	U0516XX	UPHOLSTERED SWING-ARM PANEL W/ URETHANE RIGHT	1
1C	B	566572	SCREW, BUTTON HEAD 1/4-20 X 3/4", ZINC	2
1D	B	566301	WASHER-1/4 INT. TOOTH LOCKWASHER ZINC	2
1E	B	202746LB	Striker Bracket, Arm (GenII) - Black -Left	1
1E	B	202746RB	Striker Bracket, Arm (GenII) - Black -Right	1
1F	B	566205	NUT-5/16-18 HEX NYLON LOCK NUT ZINC	1
1G	B	202770	STRIKER PIN, 3/8 X 1" (5/16-18 THREAD)	1
1H	D	700620	ARM SUPPORT BLOCK, NYLON	2
1I	D	SC-WF-ZP-14-100	SCREW, WD PH FL HD ZP #14 THD x 1.000 LG	4
1J	B, C	206174B	Arm Mounting Plate, Stationary (GenII) - Black	1
1K	B	566580	5/16-18 x 3/4" Button Socket Cap Screw, SS	2
1L	B, D	202185B	Hinge, Arm Frame Brkt, 180, BLACK (GenII)	1
1M	B, E	708040	Urethane Arm Cover	1
1N	B, E	203692B	Mounting Plate, Steel	1
1O	B, E	701900	Sq Bumper,.078 w/ Adhesive, Black	4
1P	B, E	566607	1/4-20 X 1" Flat Mach Screw, Zinc	3
Note				
A	XX - Use color code for specific part number i.e. 02 - Royal Blue			
B	Part is included in above listed kits - Part can be ordered seperately. Quantities are for each arm kit.			
C	Used on Fixed-Arm Style Chair only.			
D	Used on Swing-Arm Style Chair only.			
E	Used on Urethane Arm Style only.			
OPTIONS	For options on replacement arms see page 13.			
	<i>Left & Right is determined - as if sitting in the chair</i>			

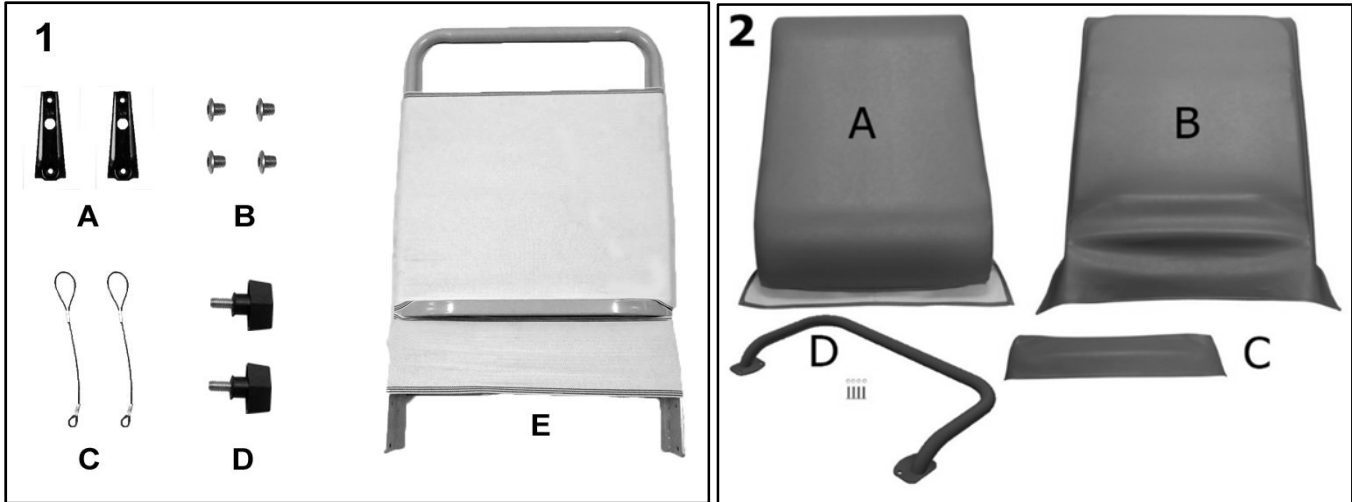


PARTS LIST

Image Number	Note	Part Number	Description	QTY per Product
STANDARD SIDE TABLE OPTION				
1, 2				
1, 2	A	261640K	SIDETABLE/COVER REPLACEMENT KIT BOLT-ON BRKT STYLE	1
1A	B	202685	SIDE TABLE MOUNTING BRKT - GRAY - GRAY - GRAY	1
1B	B	566416	BOLT - 5/16 X 3/4 HEX CAP SCREW, GR.5, ZINC, W/BUE NYLON PATCH	2
1C	B	566304	WASHER-5/16 SAE FLAT WASHER ZINC	2
2A	B	700440	SIDE TABLE, BLOW MOLDED	1
2A	B	700426	COVER, INJECTION MOLDED (FOR SIDE TABLE)	1
2A	B	203155	SIDE TABLE HINGE BRKT (PR), GRAY	1
2A	B	566613	#12 -14 X 1/2" PAN PHIL TYPE B SHT MLT SCREW, ZINC	4
2A	B	566321	WASHER-SBUP 3/16 STEEL BACK WASHER	4
2B	A	243270	5/16 SS ROD FOR SIDE TABLE EA.	4
2B	A	500750	5/16" PUSHNUT FASTENER NICKEL	4
6240 STYLE SIDE TABLE OPTION				
3				
3		261624K	SIDE TABLE INSTALLATION KIT (FOR 624 CHAIR)	1
3A	B	402626	SIDE TABLE BRKT COMPLETE (624)	1
3B	B	700440	SIDE TABLE, BLOW MOLDED	1
3C	B	566613	#12 -14 X 1/2" PAN PHIL TYPE B SHT MLT SCREW, ZINC	4
3D	B	566504	SCREW-MACH 1/4-20 X 3/4 RND PHILLIP M/S ZINC	4
3E	B	700135	STOP BUMPER, PLASTIC	1
3G	B	566553	TAP SCREW #10 X 1-1/4" PAN PHIL T/S ZINC	1
3F	B	566321	WASHER-SBUP 3/16 STEEL BACK WASHER	5
PIVOT TABLE OPTION				
4				
4	C	206305RK	Pivot Table Replacement Kit - RIGHT	1
4	C	206305LK	Pivot Table Replacement Kit - LEFT	1
4A	B, C	261660	FRONT PIVOT TABLE - TOP	1
4B	B	206305B	WELDED PIVOT BRACKET (VERO)	1
4C	B	207007	KNOB FOR PIVOT TABLE	1
4D	B	566592	1/4-20 X .88 SOCKET BUTTON HEAD CAP SCREW, ZINC	2
NA	B	566301	WASHER-1/4 INT. TOOTH LOCKWASHER ZINC	2
4E	B, C	402150	WELDED POST & PLATE SS, PIVOT TABLE	1
4F	B	566576	SCREW 14 X 3/4 " A PAN PHILLIPS TAP SCREW	4
NOTES				
Note	Description			
A	When ONLY replacing the rods DO NOT order the ones listed in kit. MUST order threaded rods and nut			
B	Parts are included in the kit above. It is NOT recommended that these parts be sold seperately however in special cases			
C	5A and 5E are pre-assembled prior to shipment. This is what makes the kit a LEFT or RIGHT			



PARTS LIST				
Image Number	Note	Part Number	Description	QTY per Product
1			STANDARD VERO CHAIR	
1A	A	U1205XX	Upholstered Mid Ottoman Vero	1
1B	C	566511	SCREW-MACH 10-24 X 3/4" PAN PHIL M/S ZINC	4
1C		U1017XX	Upholstered Legrest Vero	1
1D		U1108XX	Upholstered Footrest Vero	1
1E	A,B	U0317XX	Upholstered Seat Vero	1
1F		566560	10-24 X 2.75" RD PHIL M/S ZINC.	4
1			XL VERO CHAIR	
1A	A	U1303XX	Upholstered Mid Ottoman Vero XL	1
1B	C	566511	SCREW-MACH 10-24 X 3/4" PAN PHIL M/S ZINC	4
1C		U1018XX	Upholstered Legrest Vero XL	1
1D		U1107XX	Upholstered Footrest Vero XL	1
1E	A,B	U0318XX	Upholstered Seat Vero XL	1
1F		566560	10-24 X 2.75" RD PHIL M/S ZINC.	4
NOTES				
Note	Description			
A	XX- Use color code for specific part number i.e. 02 - Royal Blue Screws needed to attach this product are included			
B	For chairs with Heat and Massage use "HM" or Heat ONLY "HT" identifiers after TB option i.e. U0307XXTBXX			
C	Parts 566511 are used on Parts represented by A, B, and C.			
OPTIONS	For TB133 Add TB after Part Number i.e. U0307XXTB			
	Use 00 if option is not needed i.e. U0307XX00HT For Upholstered Seat without TB w/ HT			
	Left & Right is determined - as if sitting in the chair			

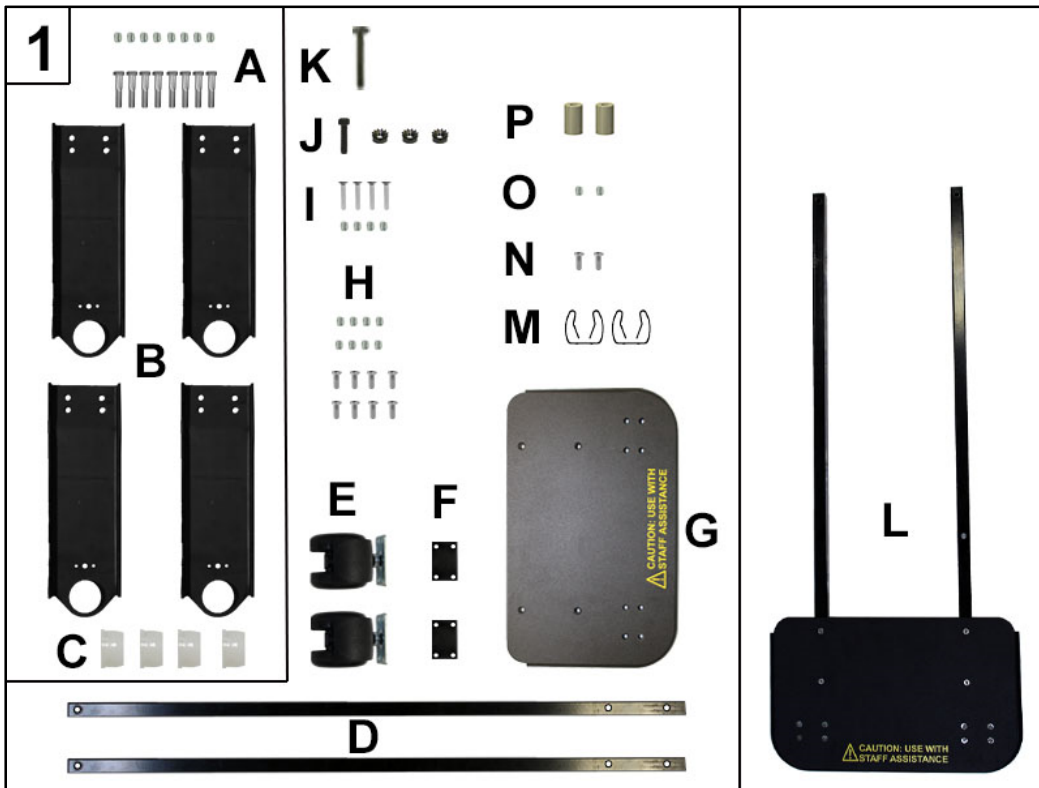


PARTS LIST

Image Number	Note	Part Number	Description	QTY per Product
Standard Vero Chair				
1,2	C	UO225XX	Upholstered Back w/Frame Assm Kit, Vero STD	1
1	A	206030BK	Vero Welded Back Frame Kit	1
1A	B	704014	KD Bracket (VERO)	2
1B	B	566584	SCREW, 1/4-20 x 1/4" SS BUTTON SOCKET HEAD SCREW	4
1C	B	201105	LANYARD W/SLEEVES,KNOB (Vero)	2
1D	B	501235	Knob, 2-Arm, 1_4-20 x 1/2 Stud	2
1E	B	206030B	Welded Back Frame (GenII) - Black	1
1E	B	902530	17" ULTRALITE WEBBING, CUT 26"	1
1E	B	902535	6" ULTRALITE WEBBING, CUT 26"	1
2A,2B	C	U0223XX	UPHOLSTERED BACK VERO	1
2D	D	206035B	Welded Back Frame (GenII) - Black	1
2D	D	566592	1/4-20 X .88 Socket Button Head Cap Screw, Zinc	4
XL Vero Chair				
1,2	C	UO226XX	Upholstered Back w/Frame Assm Kit, Vero XL	1
1	A	206050BK	Vero XL Welded Back Frame Kit	1
1A	B	704014	KD Bracket (VERO)	2
1B	B	566584	SCREW, 1/4-20 x 1/4" SS BUTTON SOCKET HEAD SCREW	4
1C	B	201105	LANYARD W/SLEEVES,KNOB (Vero)	2
1D	B	501235	Knob, 2-Arm, 1_4-20 x 1/2 Stud	2
1E	B	206050B	Welded Back Frame (GenII) - Black	1
1E	B	902540	16" ULTRALITE WEBBING, CUT 30"	1
1E	B	902545	6" ULTRALITE WEBBING, CUT 30"	1
2D	D	206060B	Welded Push Handle (Vero XL) - Black	1
2A,2B	C	U0224XX	UPHOLSTERED BACK VERO XL	1
2C	C	HCVS-XX	Headrest Cover Vero	1
2C	C	HCVX-XX	Headrest Cover Vero XL	1
2D	D	206060B	Welded Push Handle (Vero XL) - Black	1
2D	D	566592	1/4-20 X .88 Socket Button Head Cap Screw, Zinc	4

NOTES

Note	Description
A	Hardware needed to attach this product is included
B	Parts are included in the above listed kits
C	XX- Use color code for specific part number i.e. 02 - Royal Blue
D	Refer to "OPTIONS" when ordering a KIT with Push Handle option
OPTIONS	For TB133 Add "TB" after Part Number i.e. U0225-XX-TB-00-00. For chairs with Heat and Massage use "HM" or Heat ONLY Left & Right is determined - as if sitting in the chair

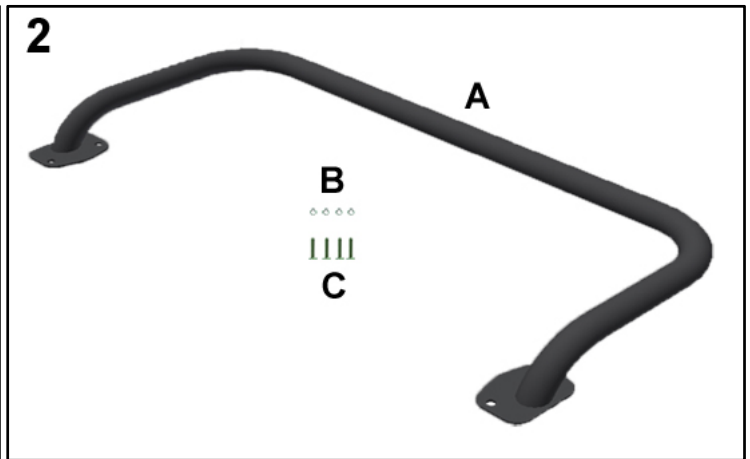
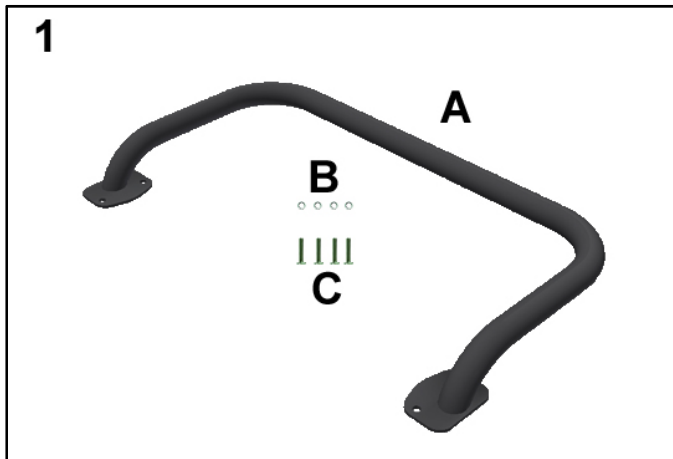


PARTS LIST

Image	Note	Part Number	Description	QTY per
1A,B,C	A	206182BK	Bracket, Foot Support Tube (Vero) Kit	1
1A	B	566583	SCREW, HEX CAP 1/4-20 X 1 1/2" GRADE 5, ZINC	8
1A	B	566204	NUT-1/4-20 HEX NYLON LOCKNUT ZINC	8
1B	B	206183B	Bracket, Foot Support Tube W/ clip Holes (Vero)	4
1C	B	200930	BUSHING NYLON, MACHINED	4
1M	B	TMM-146-04	RETAINING CLIP	2
1N	B	566510	SCREW-MACH 10-24 X 1/2 PAN PHIL MACHINE SCREW	2
1O	B	566203	NUT-10-24 HEX NYLON LOCK NUT ZINC	2
1P	B	501105	5/8 RD X 1.00 X .252 ID RD SPACER NYLON	2
1L	A	206040K	Vero Footplate w/Footrest Tubes Kit	
1D	B	206021B	Footrest Tube (GenII) - Black	2
1E	B	400160	Caster, Sit-Lock, Hooded, Twin Soft Wheel w-Mount Plate (Vero)	2
1F	B	206185B	Spacer Block, Footplate Caster (Vero) - Black	2
1G	B	206040TS	Footplate w-CAUTION USE WITH STAFF ASSISTANCE graphic (Vero)	1
1H	B	566616	#10-24 X 3/4" PHILLIPS DRIVE FLAT HEAD (BLACK) GRD 18-8 SS MS	8
1H	B	566203	NUT-10-24 HEX NYLON LOCK NUT ZINC	8
1I	B	566617	#10-24 X 1-1/4" PHILLIPS DRIVE FLAT HEAD (BLACK) GRD 18-8 SS MS	4
1I	B	566203	NUT-10-24 HEX NYLON LOCK NUT ZINC	4
1J	B	566415	BOLT- HEX 1/4-20 X 1 1/4, GRADE 5, BLACK FINISH	1
1J	B	566223	1/4-20 LOCK-LOCK, BLACK FINISH	3
1K	B	566483	SCREW, HEX CAP 1/4-20 X 2" GRADE 5, ZINC	1
1M	B	TMM-146-04	RETAINING CLIP	2
1N	B	566510	SCREW-MACH 10-24 X 1/2 PAN PHIL MACHINE SCREW	2
1O	B	566203	NUT-10-24 HEX NYLON LOCK NUT ZINC	2
1P	B	501105	5/8 RD X 1.00 X .252 ID RD SPACER NYLON	2
1A&L	C	206040TK	Vero Footplate Complete Kit	1

NOTES

Note	Description
A	Kit includes ALL items listed below
B	It is NOT recommended that these parts be sold separately however in special cases they can be.
C	Includes all items from above kits 206182BK & 206040K



PARTS LIST				
Image Number	Note	Part Number	Description	QTY per Product
1	A	206035BK	Vero Push Handle Kit	1
1A	B	206035B	Welded Push Handle	1
1B	B	566572	SCREW, BUTTON HEAD 1/4-20 X 3/4", ZINC	4
1C	B	566301	WASHER-1/4 INT. TOOTH LOCKWASHER ZINC	4
2	A	206060BK	Vero XL Push Handle Kit	1
2A	B	206060B	Welded Push Handle (Vero XL) - Black	1
2B	B	566572	SCREW, BUTTON HEAD 1/4-20 X 3/4", ZINC	4
2C	B	566301	WASHER-1/4 INT. TOOTH LOCKWASHER ZINC	4
NOTES				
Note	Description			
A	Kit includes ALL items listed below			
B	It is NOT recommended that these parts be sold seperately however in special cases they can be.			



PARTS LIST	
Left Upholstered Arm Replacement Options	
OPTIONS	Description
Upholstered Fixed-Arm Panel	<u>U0411XX</u> use specific color code in place of "XX" i.e. 02 - Royal Blue.
Upholstered Swing-Arm Panel	<u>U0412XX</u> use specific color code in place of "XX" i.e. 02 - Royal Blue.
Place Holder	Use 00 if option is not need i.e. U0411xx- 00-00-00-UB
TB133	Add TB after Part Number i.e. U0411xx- TB
Rear IV Pole (Left)	Add PB as illustrated U0411XX-00-00- PB
Foley Bag Holder (left)	Add L0 as illustrated U0411XX-00-00- L0
Rear IV Pole and Foley Bag (Left)	Add LB as illustrated U0411XX-00-00- LB
Urethane Arm	Add UB as illustrated U0411xx-00-00-00- UB
Right Upholstered Arm Replacement Options	
OPTIONS	Description
Upholstered Fixed-Arm Panel	<u>U0511XX</u> use specific color code in place of "XX" i.e. 02 - Royal Blue.
Upholstered Swing-Arm Panel	<u>U0512XX</u> use specific color code in place of "XX" i.e. 02 - Royal Blue.
Place Holder	Use 00 if option is not need i.e. U0511xx- 00-HM
TB133	Add TB after Part Number i.e. U0511xx- TB
O2 Holder	Add O2 after Part Number i.e. U0511xx- O2
TB133 and O2 Holder	Add TO after Part Number i.e. U0511xx- TO
Heat Only	Use HT after TB or 00 i.e U0511xx-TB- HT
Heat and Massage	Use HM after TB or 00 i.e U0511xx-TB- HM
Rear IV Pole (Right)	Add PC as illustrated U0411XX-00-00- PC
Foley Bag Holder (Right)	Add R0 as illustrated U0411XX-00-00- R0
Rear IV Pole and Foley Bag (Right)	Add RB as illustrated U0411XX-00-00- RB
Urethane Arm	Add UB as illustrated U0411xx-00-00-00- UB
<i>Left & Right is determined - as if sitting in the chair</i>	

For additional options please see: **HM-HT OPTIONS PAGE**

IV POLE OPTIONS PAGE

O2 HOLDER OPTIONS PAGE



Title:	5Y-6Y Vero Carecliner Parts List	Page 12 of 12
	PL-5Yxx-6Yxx	Effective Date: 12/14/17
		Rev. 05

Revision History

REV	Effective Date	CCR Number	Description of Change
01	01/30/17	ECN 16-184	Added Visco option to "Notes".
02	07/19/17	ECN 17-081	Add black washer to pedestal feet.
03	11/27/17	ECN 17-111	Add 566399 and new Part #U1108XX for Upholstered Footrest, Vero.
04	12/05/17	DCC-17-071	Misc. minor changes.
05	12/14/17	ECN 16-063	Addition of "Urethane Arm Option" Parts.