

VioScan C7 Convex Handheld

INFINIUM®



Precision Care Anytime, Anywhere
Your Portable Ultrasound Solution

Ultrasounds

Infinium VioScan C7 Handheld Convex Ultrasound

A state-of-the-art portable, wireless, Convex ultrasound scanning device designed to provide high-quality imaging in a compact, user-friendly package. With its advanced imaging technology, the VioScan C7 delivers clear, detailed ultrasound images to a tablet, mobile device, or PC making it an invaluable tool for medical professionals in various settings.

The device features a lightweight and ergonomic design, ensuring ease of use and mobility, while its intuitive interface allows for quick and efficient scanning operation. Whether used in emergency situations, remote locations, or routine clinical settings, the VioScan C7 offers reliable performance and exceptional image clarity, enhancing diagnostic accuracy and patient care.

- » Quick charging 2hr battery life
- » Seamless DICOM connectivity integration with EMR
- » Fast connection across Windows, iOS, & Android
- » Customize 30+ imaging parameters
- » 15+ preset medical protocols
- » Smart AI Assisted Clinical Support
- » IP67 waterproof unit with a feather-light design
- » 2.0-5.0 MHz bandwidth with 11.8in penetration depth



**NO SUBSCRIPTION
REQUIRED**



Infinium VioScan C7 *Clinical Applications*



INTELLIGENT IMAGING

The VioScan C7 Convex features 15 imaging presets for a fast and easy start. The user can also custom set presets can with over 30 imaging parameters. Also featured are integrated AI measurement tools for automatic gain, settings, measurements and calculations.



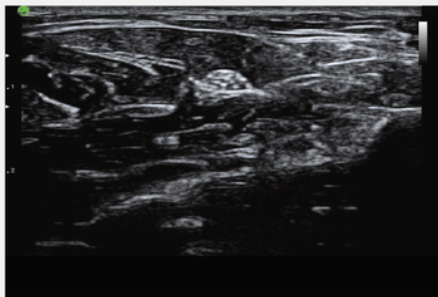
IMAGING MODES

B-Mode, M-Mode, Color Doppler, PW, and Power Doppler

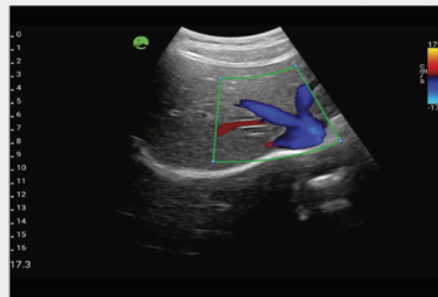


CLINICAL APPLICATIONS

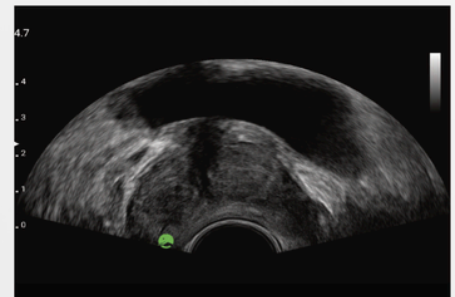
Bladder measurement, OB Early/Mid/LATE, Gynecology, Urology, Small Organ (prostate, thyroid, scrotum, breast, spleen, renal), Abdominal, Cardiac, Needle/Catheter Guidance



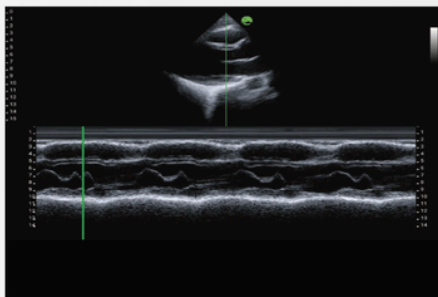
Median Nerve, B mode



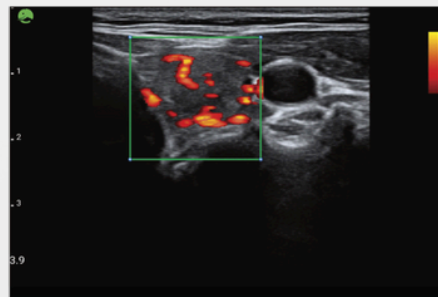
Hepatic Vein, Color doppler



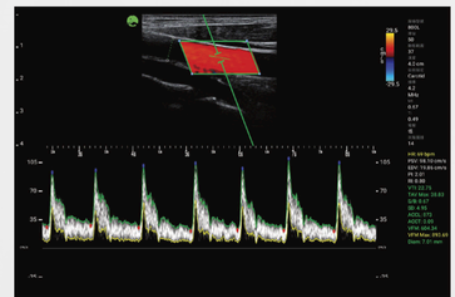
Prostate, B mode




Heart, M mode



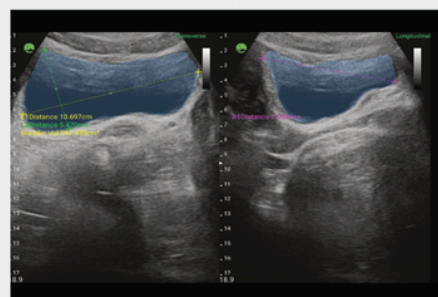
Thyroid, Power doppler



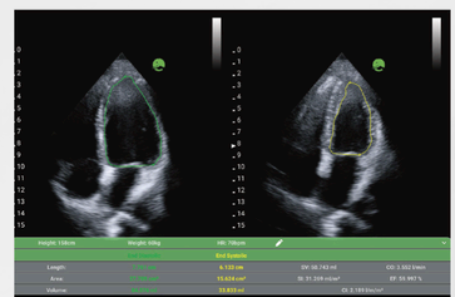
Carotid, Pulsed wave



AI Fat, B mode



AI Bladder, B mode

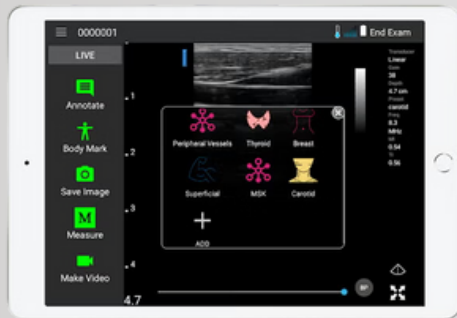


AI EF, B mode

VioScan C7 Convex Handheld Ultrasound Specifications



In The Box



15+ Preset Medical Protocols



Optional VioScan Series Cradle

Frequency Bandwidth	2.0-5.0 MHZ
Max Depth	11.8 in
Field of View	60 Degrees
Pitch	0.02 in
Elevation Focus	.79 in
Weight	0.6 lbs

Battery Life	2+ Hours
Battery Charge Time	1 hour (5V/3A)
Charging Cable	USB3 Type C

Image Modes	Dual B, M, Color Doppler, Power Doppler, Pulsed Wave
Connectivity	802.11 a/b/g/n 2.4G & 5G
Peripheral Devices	Smartphone, Tablet, Laptop, PC
Operating Systems	iOS, Android, Windows
DICOM	DICOM 3.0
Waterproof	IP67 Tested
Subscription	None