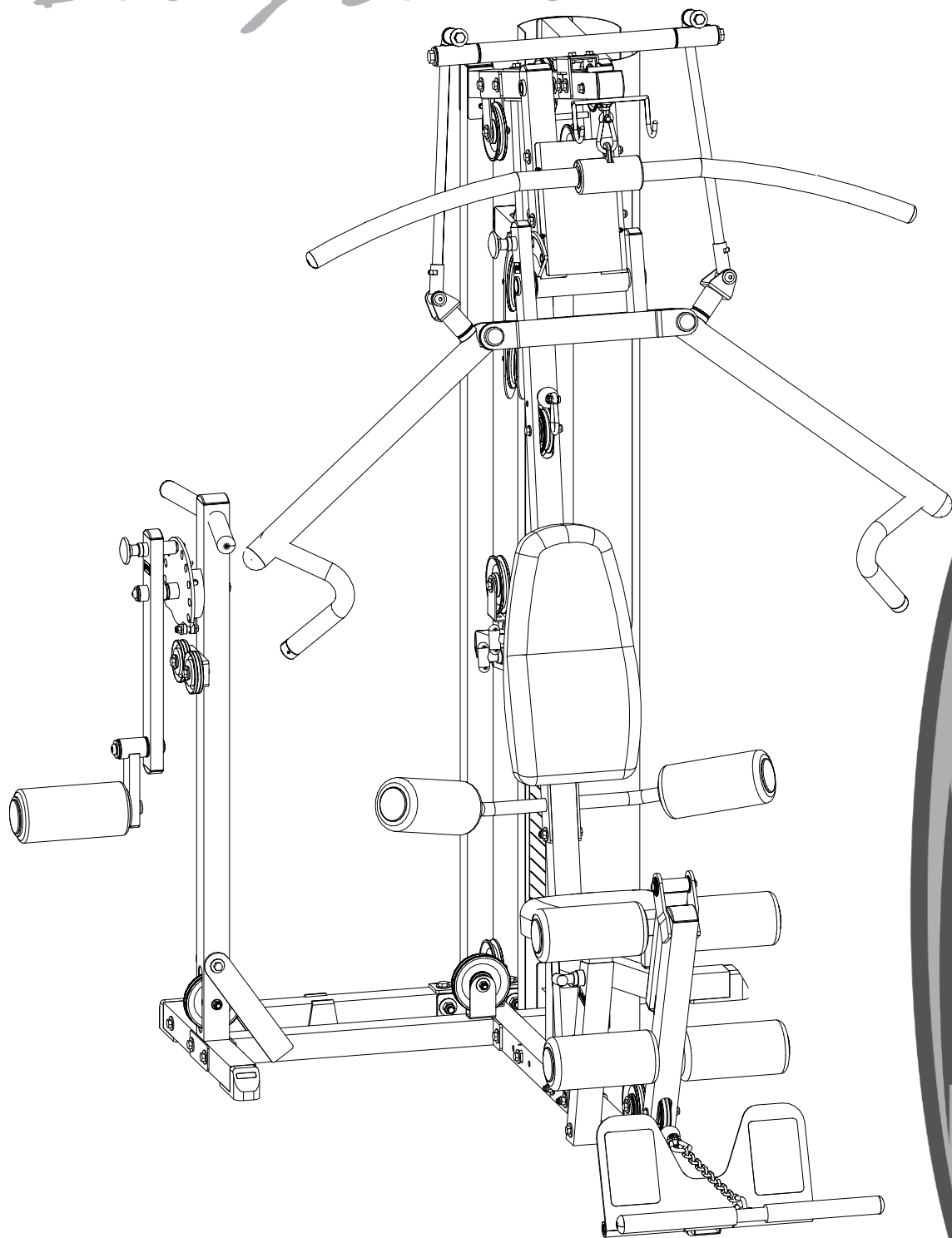












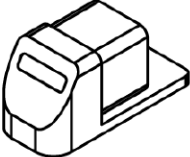
Body-Solid®



A s s e m b l y I n s t r u c t i o n s

G2B ASSEMBLY INSTRUCTIONS

HARDWARE ILLUSTRATION

		D1. $\varnothing 5/8$ "x22.5L Steel Bushing (8110-011)-----[4PCS]
D1	D2	D2. $\varnothing 3/4$ "X8L Steel Bushing (8110-014)-----[2PCS]
		D3. $\varnothing 3/4$ " CU WASHER(8520-007) -----[1PCS]
D3	D4	D4. $\varnothing 1$ " CU WASHER(8520-008) -----[1PCS]
		D5. $\varnothing 10.5$ Steel Bushing (8530-009)-----[12PCS]
D5	D6	D6. $\varnothing 8$ Spring Snap Link (8810-001)-----[5PCS]
		D7. 20X40 End Cap (9211-008)-----[1PCS]
D7	D8	D8. 25X50 End Cap (9211-009)-----[1PCS]
		D9. $\varnothing 1$ " End Cap(9211-016) -----[3PCS]
D9	D10	D10. $\varnothing 1$ "X1.6T Round End Cap (9211-022)-----[5PCS]
		D11. 50x50x1.8t Foot Cap (9211-024)-----[3PCS]
D11		D12. 10 STEEL CHAIN (8820-006)-----[1PCS]
		D13. 60x50 NYLON BUSHING(9211-033) -----[2PCS]
		D14. $\varnothing 3/4$ " Shaft Collar (9211-046)-----[2PCS]
		D15. $\varnothing 50$ Round End Cap (9211-074)-----[2PCS]
		D16. 25x50 End Cap (9211-086)-----[8PCS]
		D17. 2"X2"x1.8T End Cap(9211-087) -----[9PCS]
		D19. 2"x2" Rubber Dount(9212-010)-----[3PCS]
		D20. 2"x2" Rubber Cane Cap(9214-002)-----[3PCS]
		D21. 3" Nylon Washer (9214-008)-----[4PCS]
		D22. $\varnothing 1$ "x2.5t Round End Cap(9260-021)-----[6PCS]
		D23. 38x38 Rubber Pad(9310-001)-----[1PCS]
		D24. $\varnothing 55$ Rubber Dount(9310-027)-----[2PCS]
		D25. 95X140L Rubber Pad (9310-035)-----[4PCS]
		D26. LABEL Elastic Belt(9630-056)-----[1PCS]
		D27. SHOULDER BELT(ACH-16) -----[1PCS]
		D28. ANKLE STRAP(50NAS2)-----[1PCS]
		D29. Top Plate(8400-006)-----[1PCS]



D12



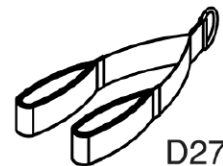
D15



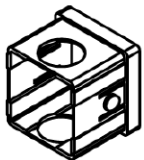
D21



D24



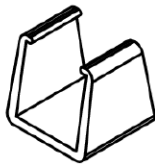
D27



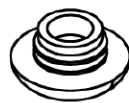
D13



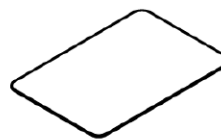
D16



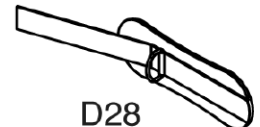
D19



D22



D25



D28



D14



D17



D20



D23




D26




D29

G2B ASSEMBLY INSTRUCTIONS

HARDWARE ILLUSTRATION



D30



D31



D32



D34



D35




D36




D33

- D30. Ø4"x23x8" Foam Roller (9161-032)-----[6PCS]
- D31. Ø4"x23x8" Foam Roller (9161-038)-----[1PCS]
- D32. 17 STEEL CHAIN (8820-007)-----[1PCS]
- D33. Weight Selector Bar (8210-042A)-----[1PCS]
- D34. Ø110 PULLEY(9213-002C)-----[15PCS]
- D35. Ø90 PULLEY(9213-026A) -----[3PCS]
- D36. Ø75 PULLEY(9213-025A) -----[2PCS]
- D37. 3916mm STEEL CABLE-----[1PCS]
- D38. 6120mm STEEL CABLE-----[1PCS]
- D39. 757mm STEEL CABLE-----[1PCS]
- D40. 1790mm STEEL CABLE-----[1PCS]
- D41. Ø1"X2.5T Round End Cap (9211-085)-----[2PCS]
- D42. 10LB PIN (8250-071)-----[1PCS]
- D43. KETTKE RACK(9260-086)-----[1PCS]
- D44. IMMOBILE BOARD(8388-025)-----[1PCS]
- D45. KETTKE(9260-107)-----[1PCS]
- D46. ELASTIC BELT-----[1PCS]
- D47. Ø5/8XØ10.5X8L Steel Bushing (8110-045)-----[1PCS]
- D48. Ø15.9X6.5tXØ10.5 Steel Bushing (8110-056)-----[1PCS]
- D49. Ø15.9X12tXØ10.5 Steel Bushing (8110-057)-----[1PCS]
- D50. 38X4X55L Rubber Pad(9310-028)-----[1PCS]


D37



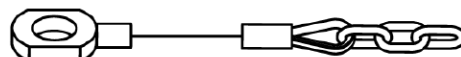
D38



D39



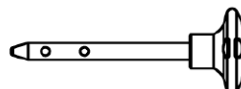
D40



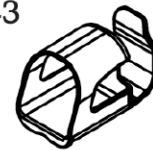
D41



D42



D43



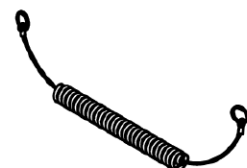
D44



D45



D46



D47




D48



D49

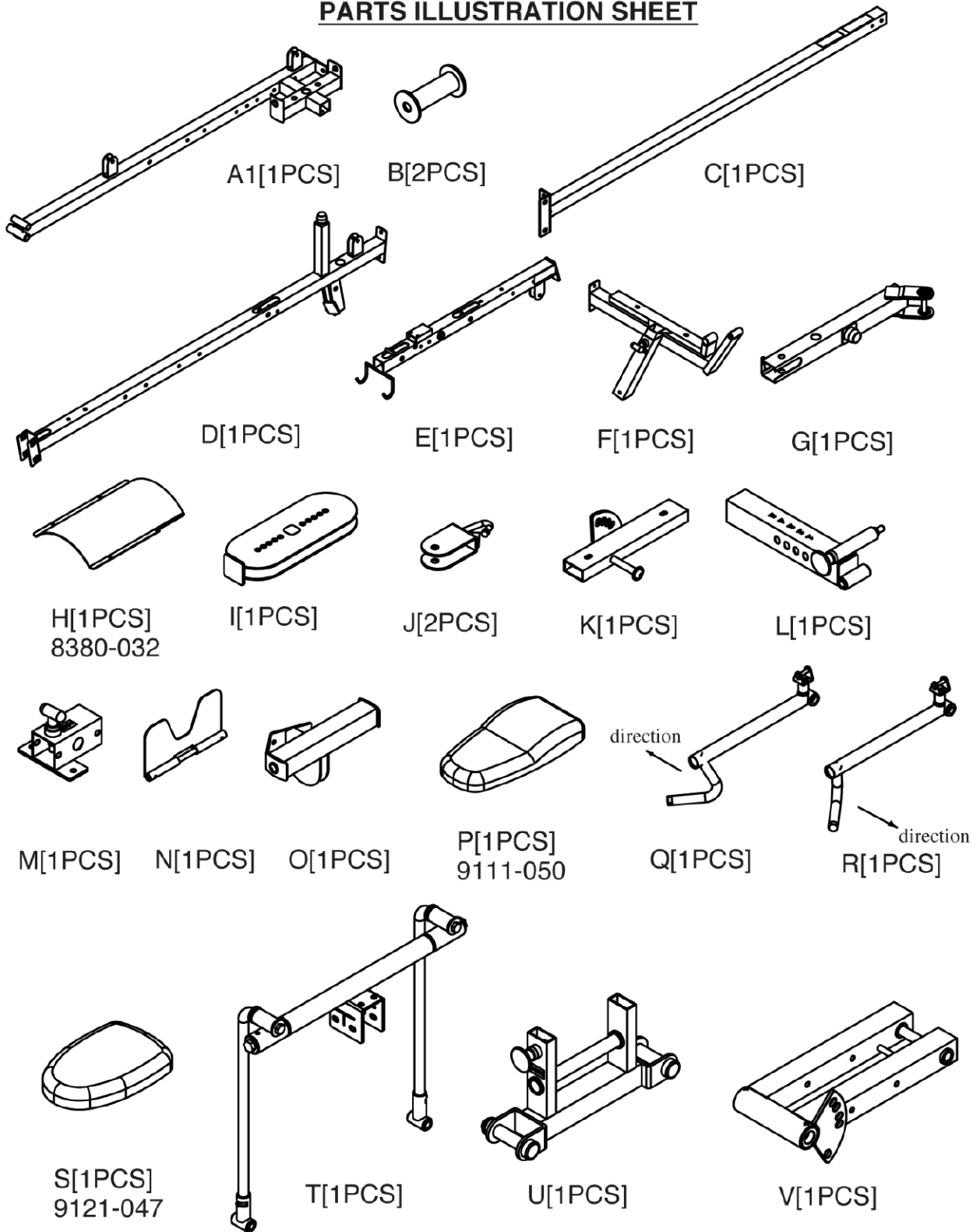


D50



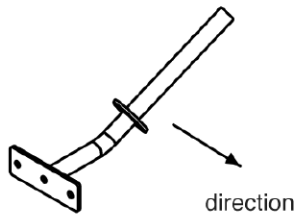
G2B ASSEMBLY INSTRUCTIONS

PARTS ILLUSTRATION SHEET

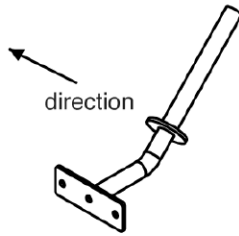


G2B ASSEMBLY INSTRUCTIONS


PARTS ILLUSTRATION SHEET



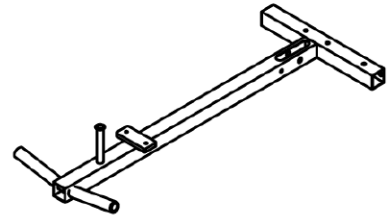
W[1PCS]



X[1PCS]



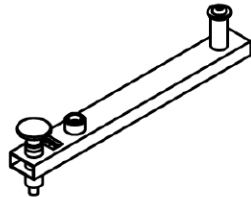
Y[1PCS]



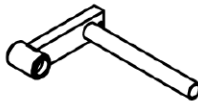
Z[1PCS]



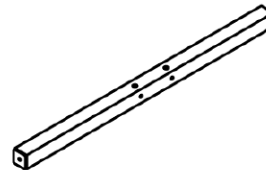
AA[1PCS]



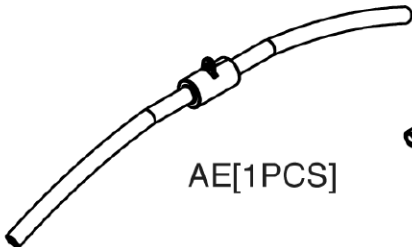
AB[1PCS]




AC[1PCS]



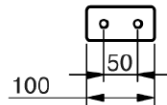
AD[1PCS]



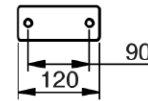
AE[1PCS]



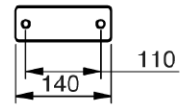
AF[1PCS]



AI[1PCS]
8312-049

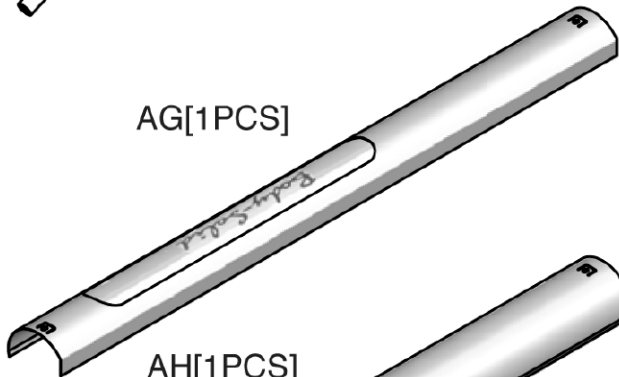


AJ[2PCS]
8312-089



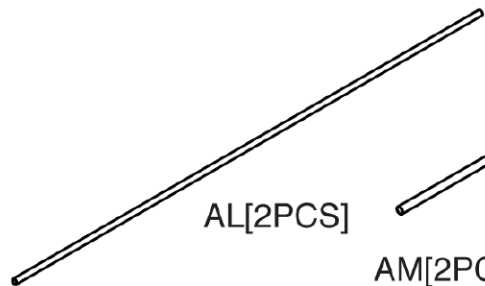
AK[2PCS]
8312-090

AG[1PCS]



AH[1PCS]

AL[2PCS]

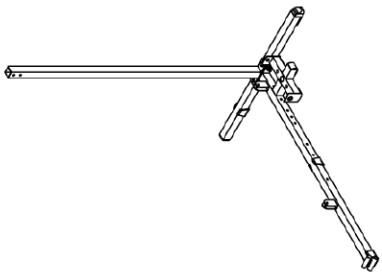


AM[2PCS]

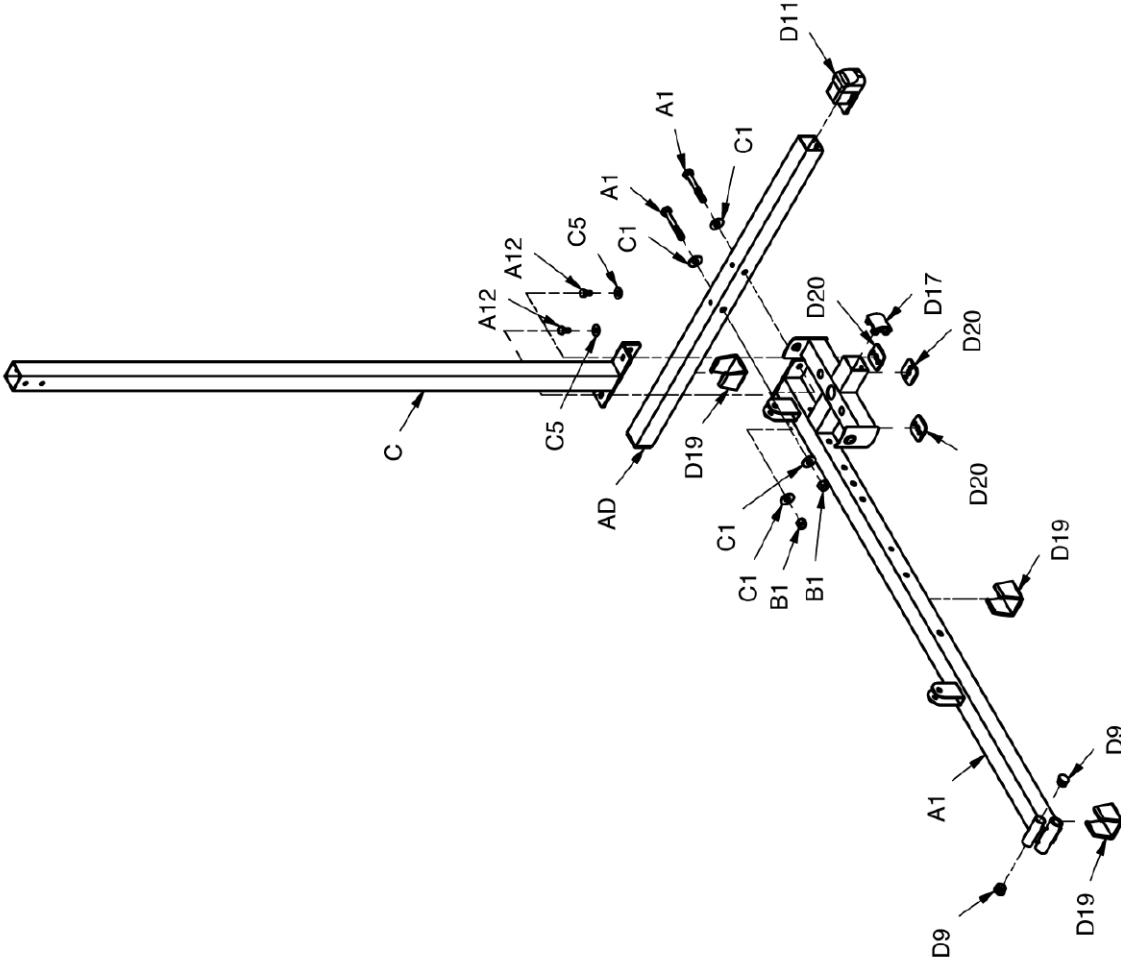


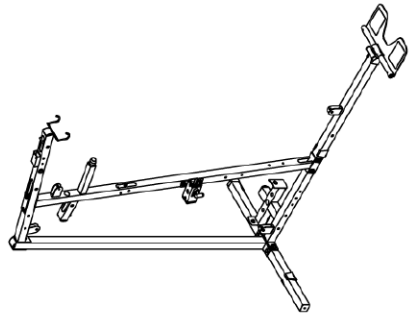
AN[1PCS]
8341-051



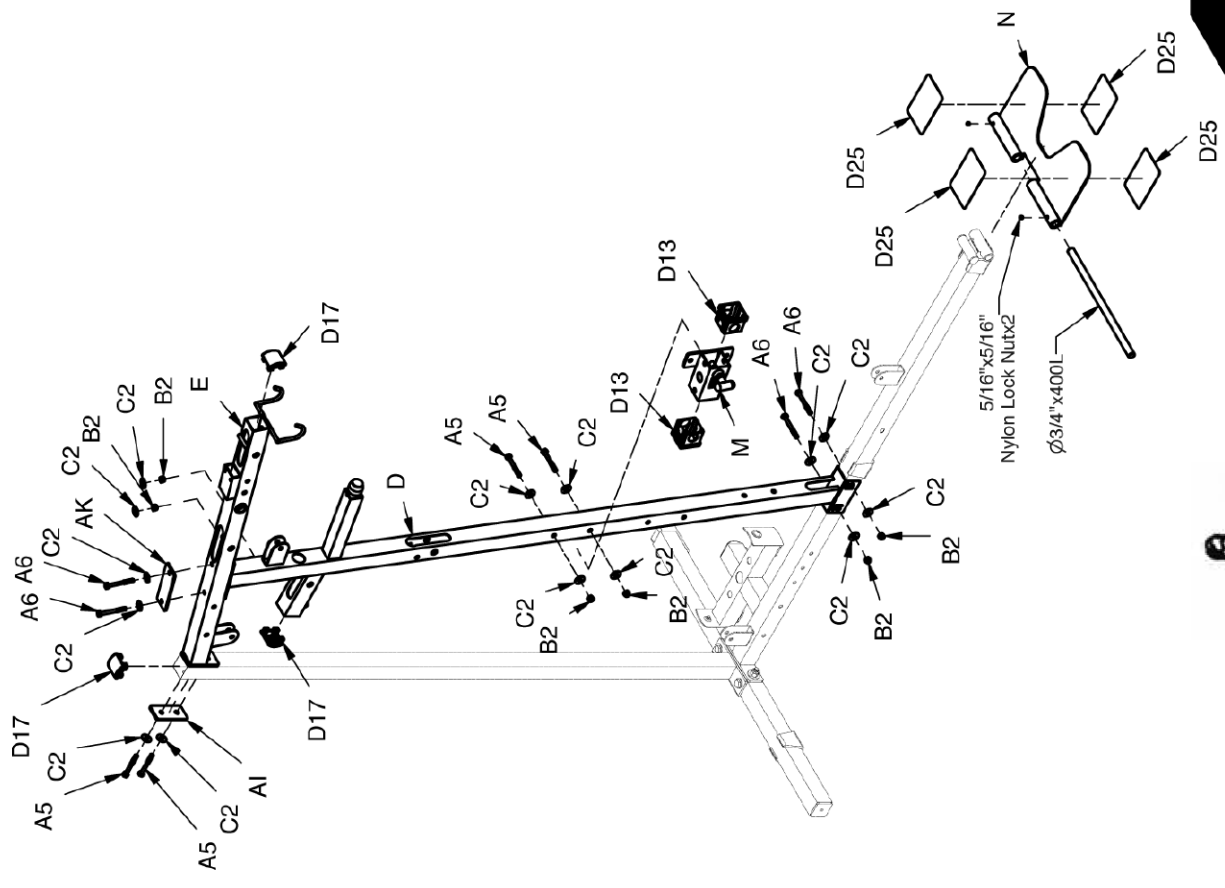


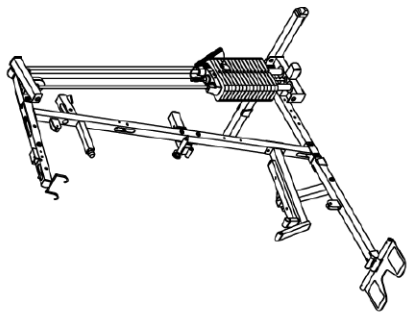
Above shows STEP 1 assembled and completed



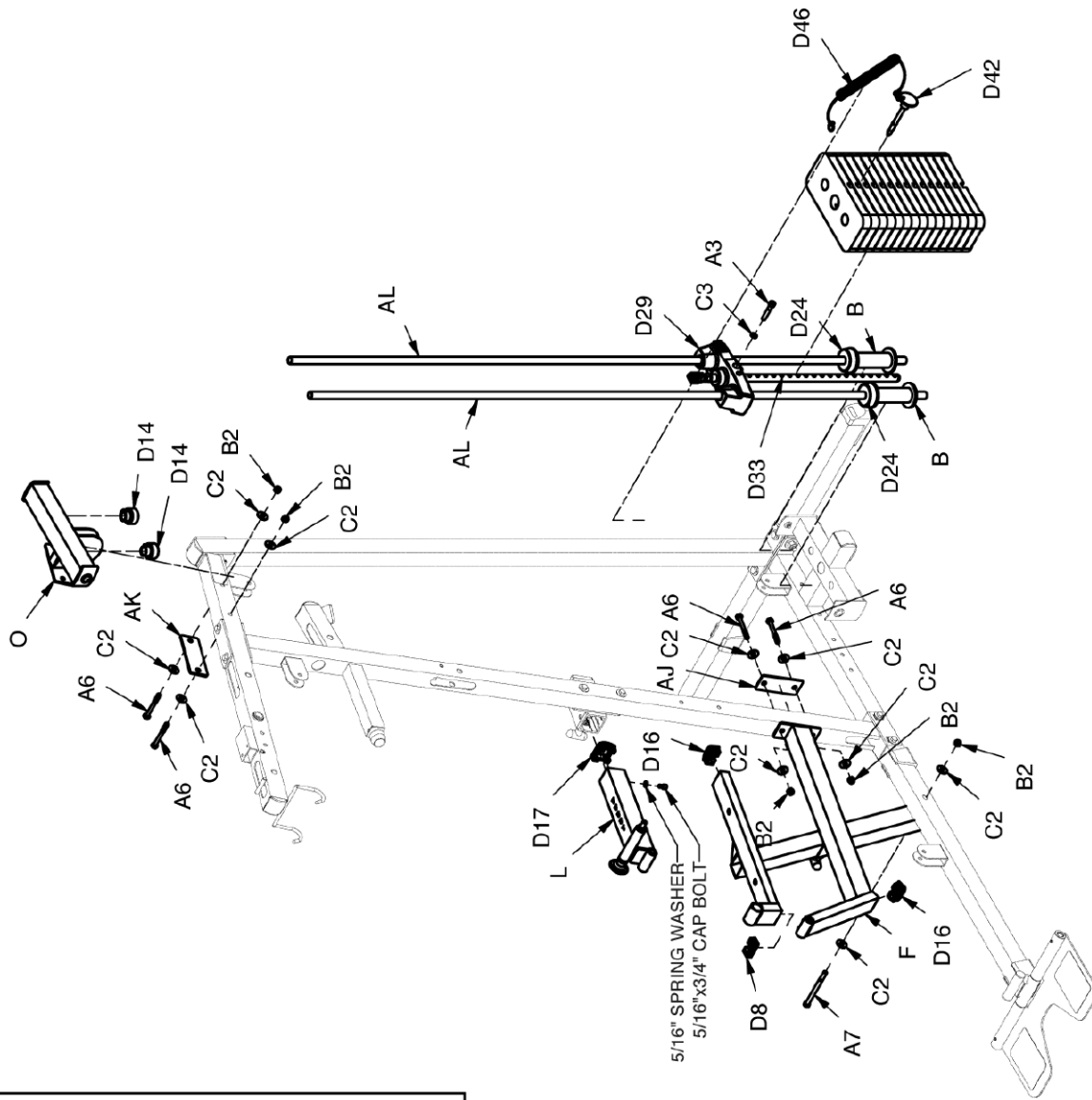


Above shows STEP 2 assembled and completed

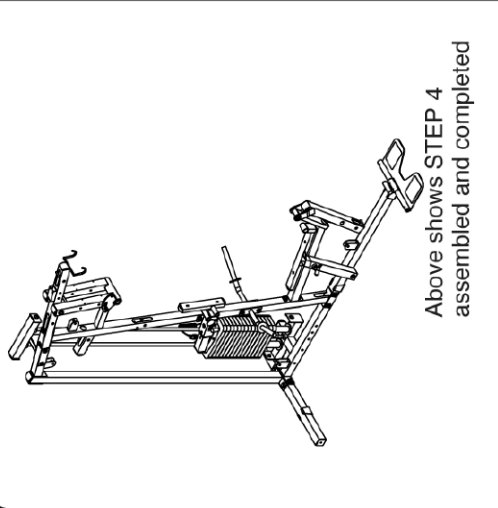




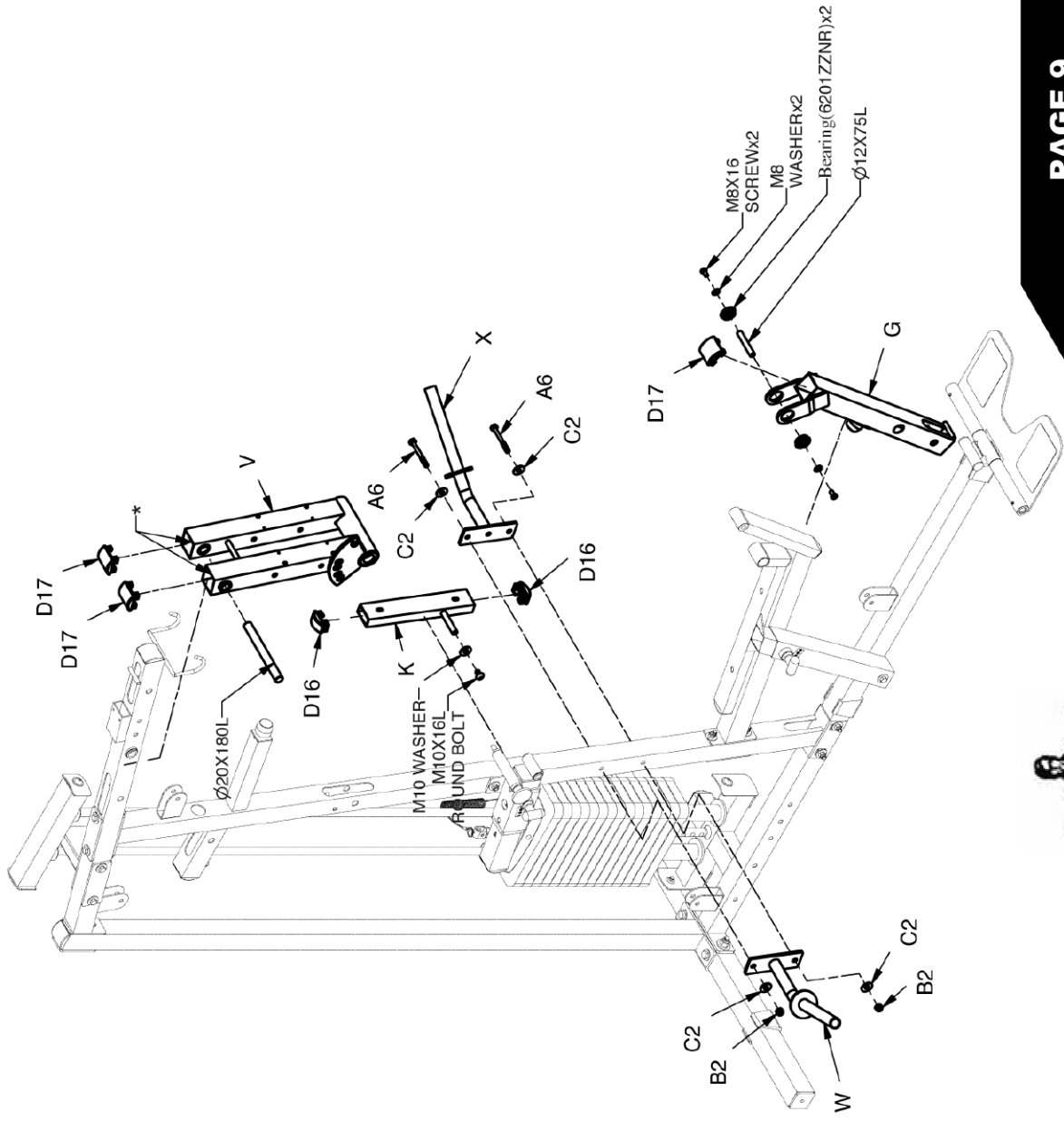
Above shows STEP 3 assembled and completed



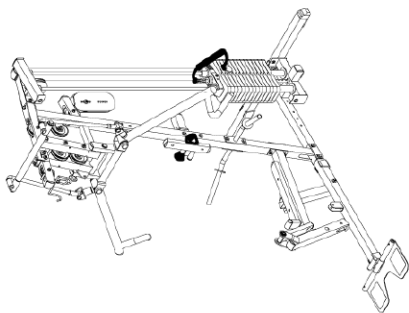
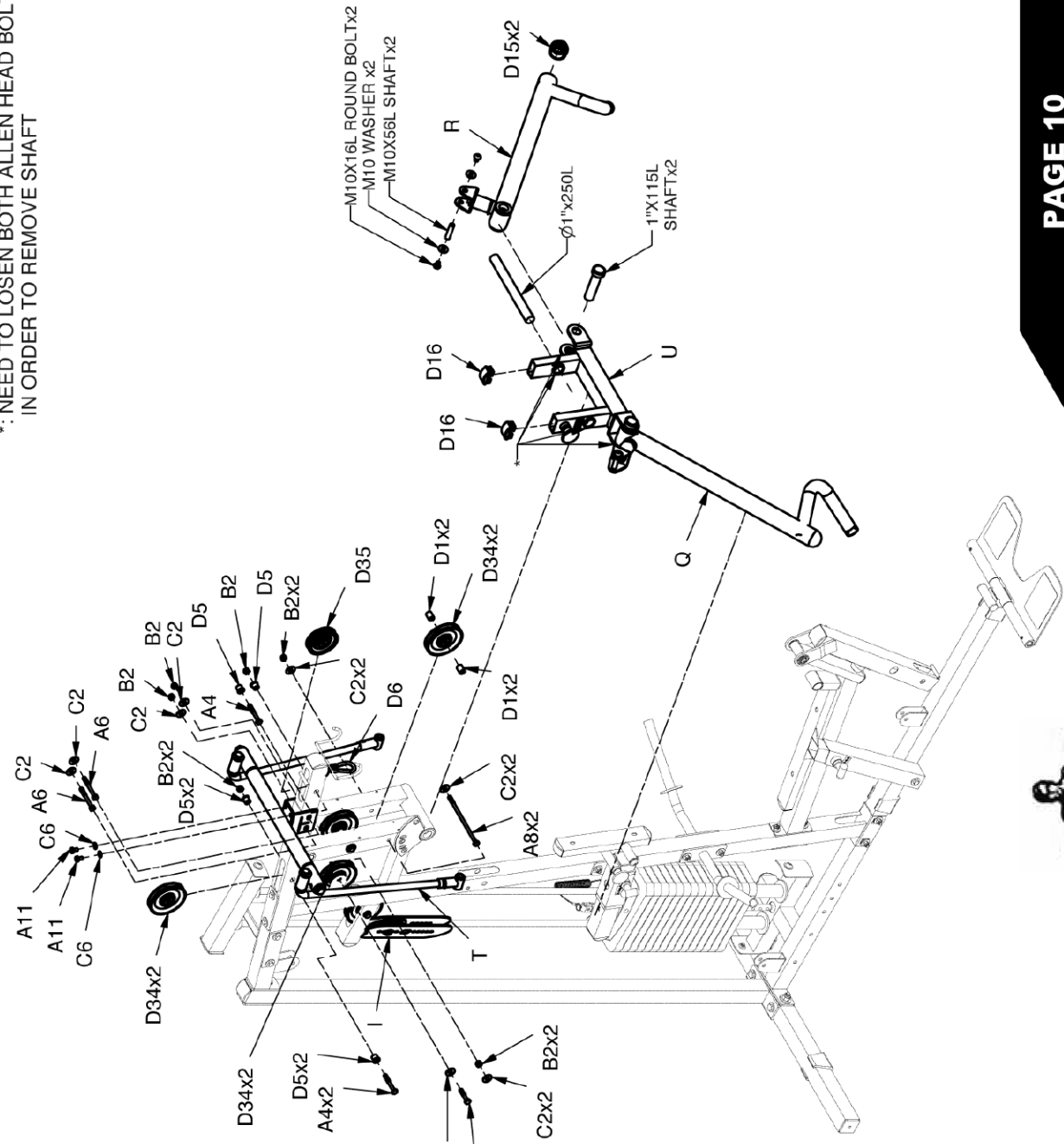
*:NEED TO LOOSEN BOTH ALLEN HEAD BOLT
IN ORDER TO REMOVE SHAFT



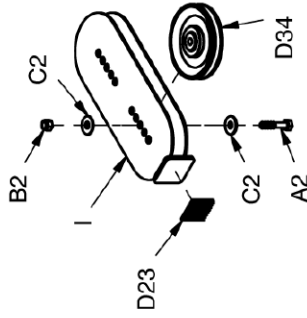
Above shows STEP 4
assembled and completed



*: NEED TO LOSEN BOTH ALLEN HEAD BOLT
IN ORDER TO REMOVE SHAFT



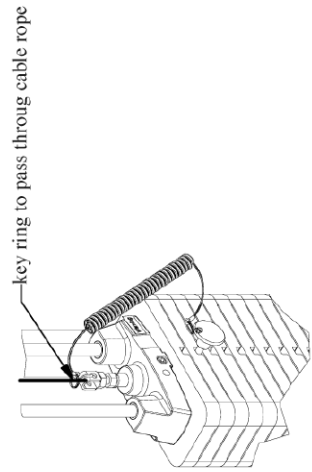
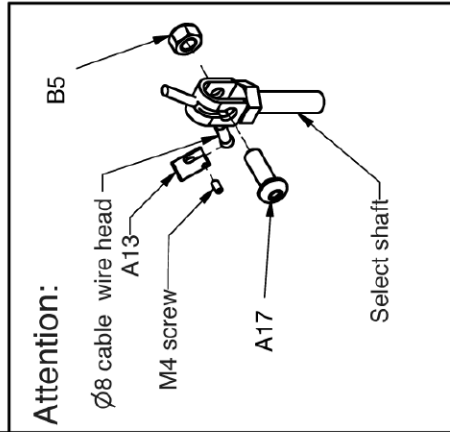
Above shows STEP 5
assembled and completed



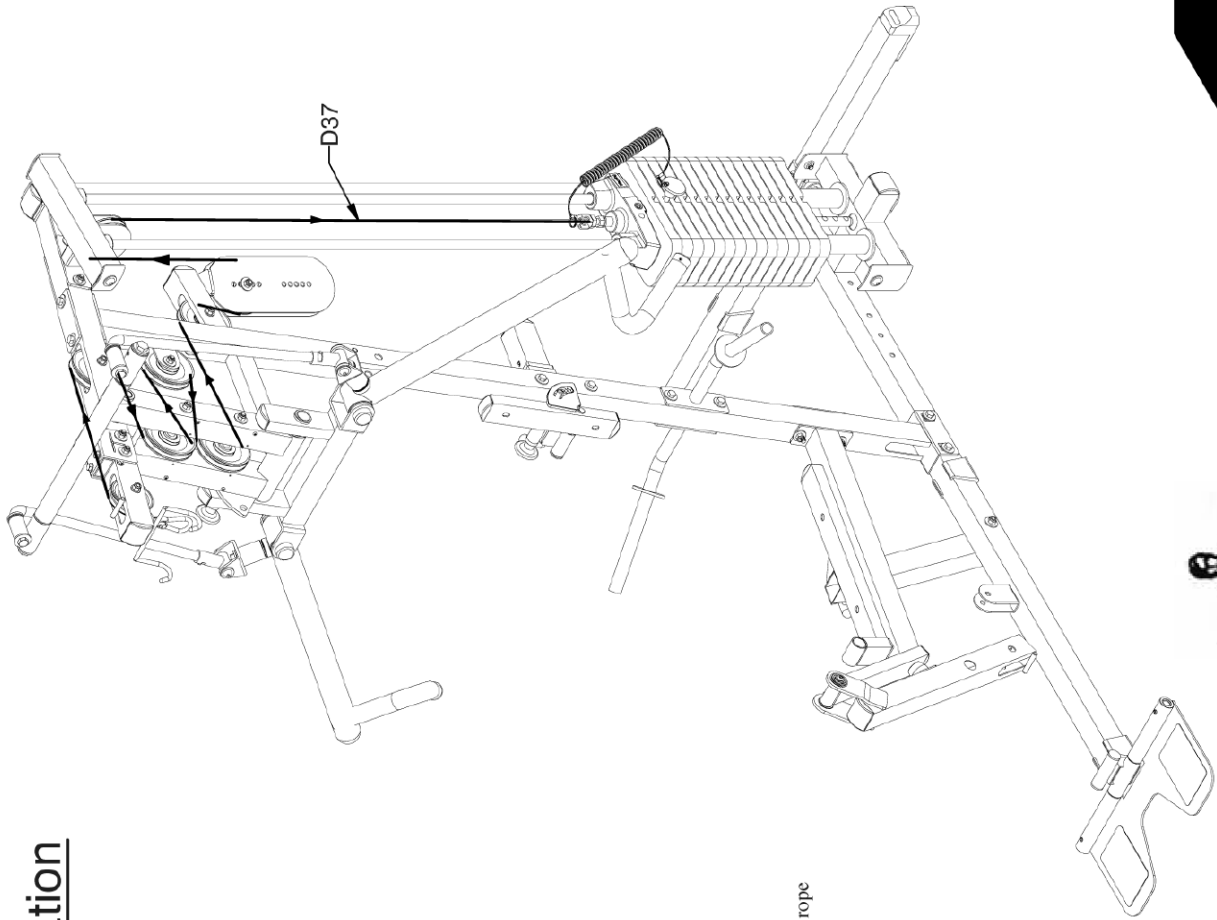
DETAIL I

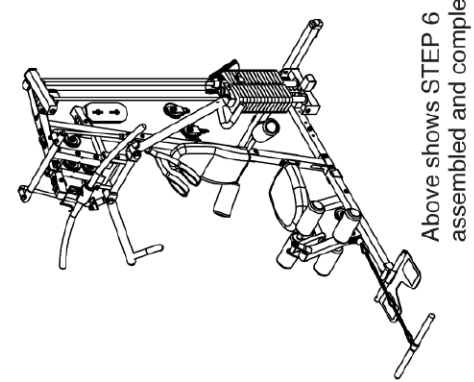


Cable to constitute illustration



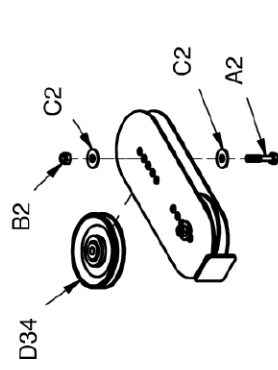
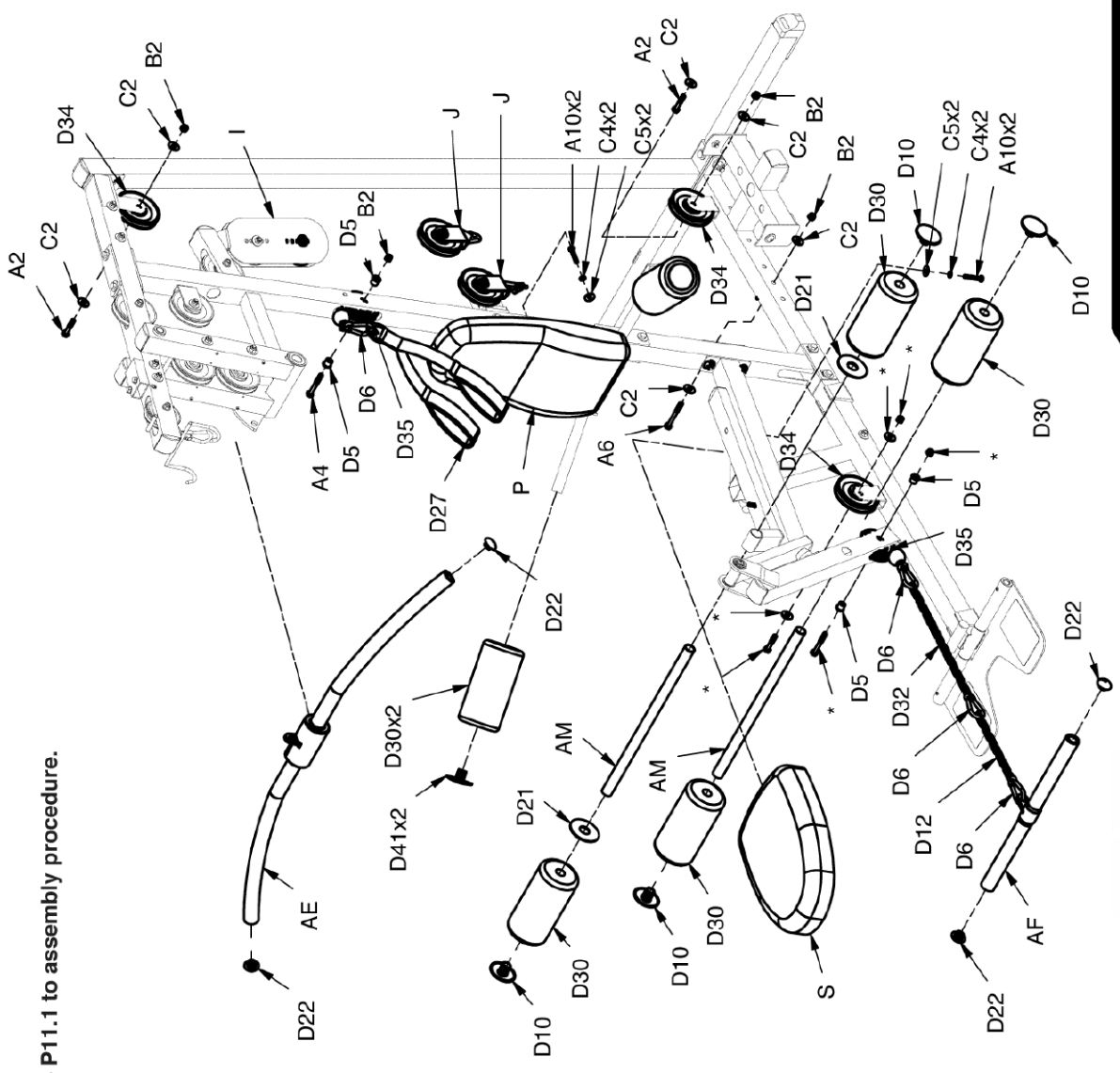
DETIAL A



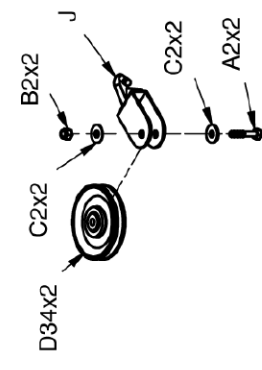


Above shows STEP 6 assembled and completed

Attention:
* : Reference P11.1 to assembly procedure.



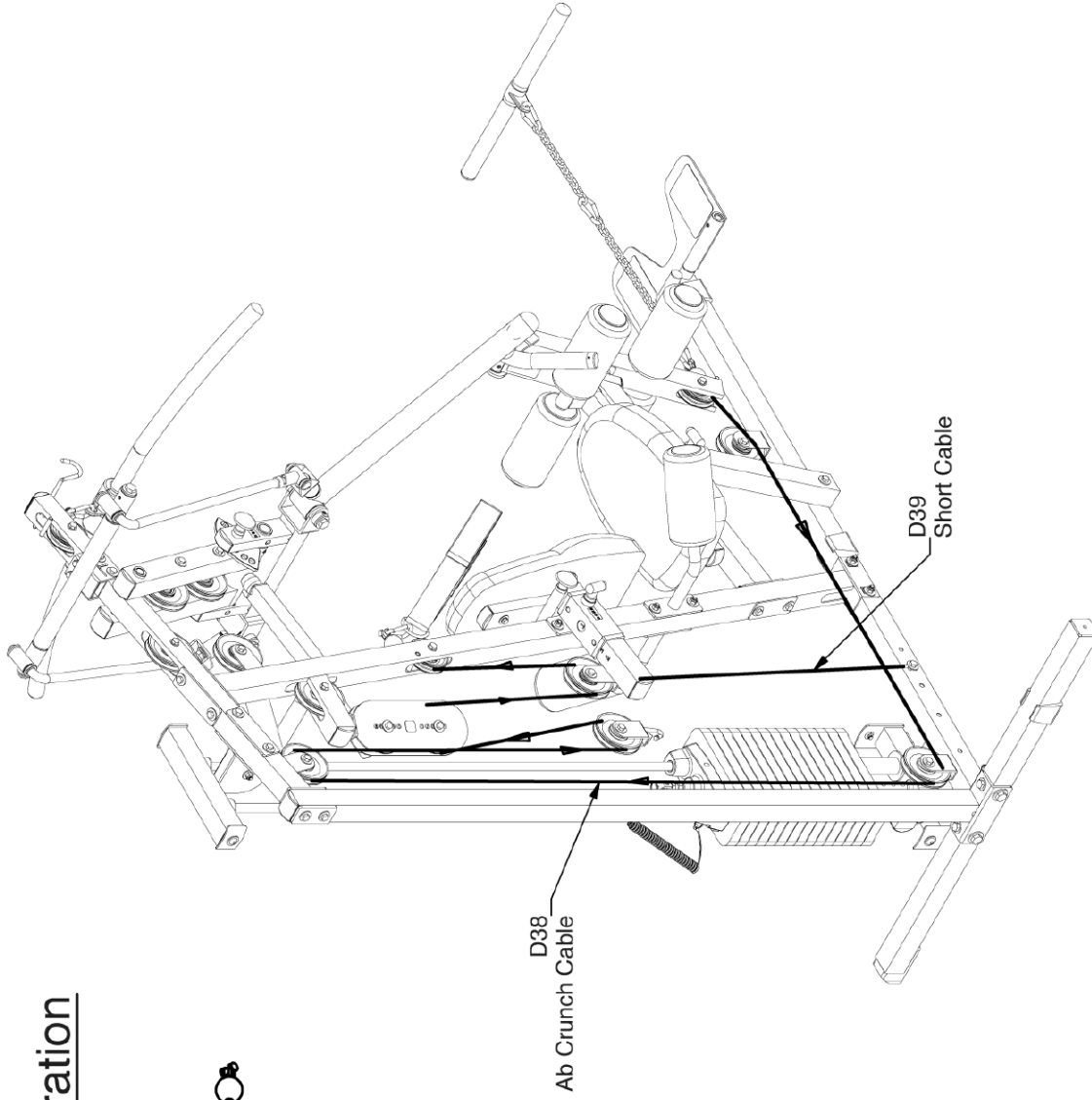
DETAIL I

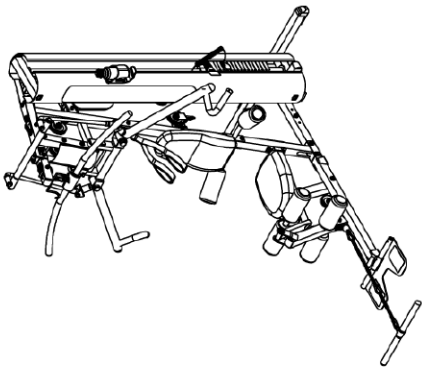


DETAIL J



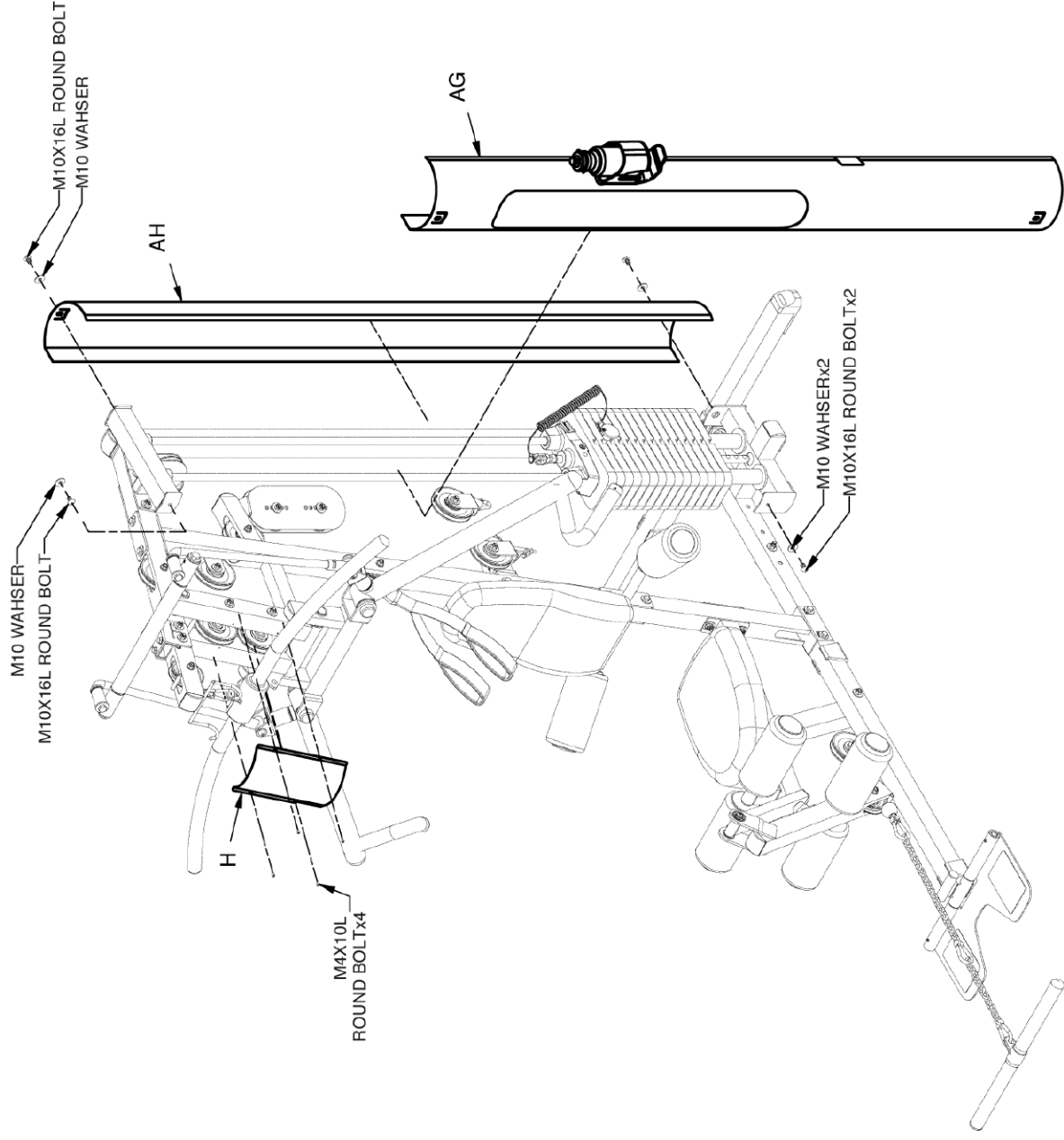
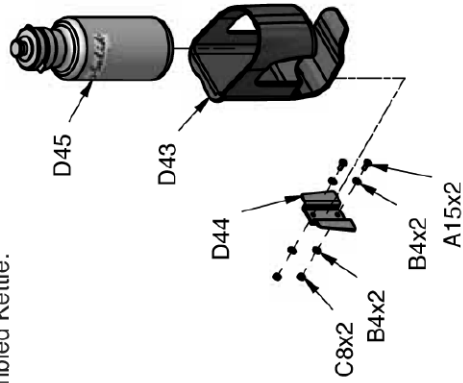
Cable to constitute illustration

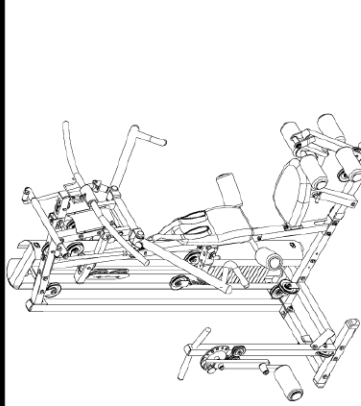




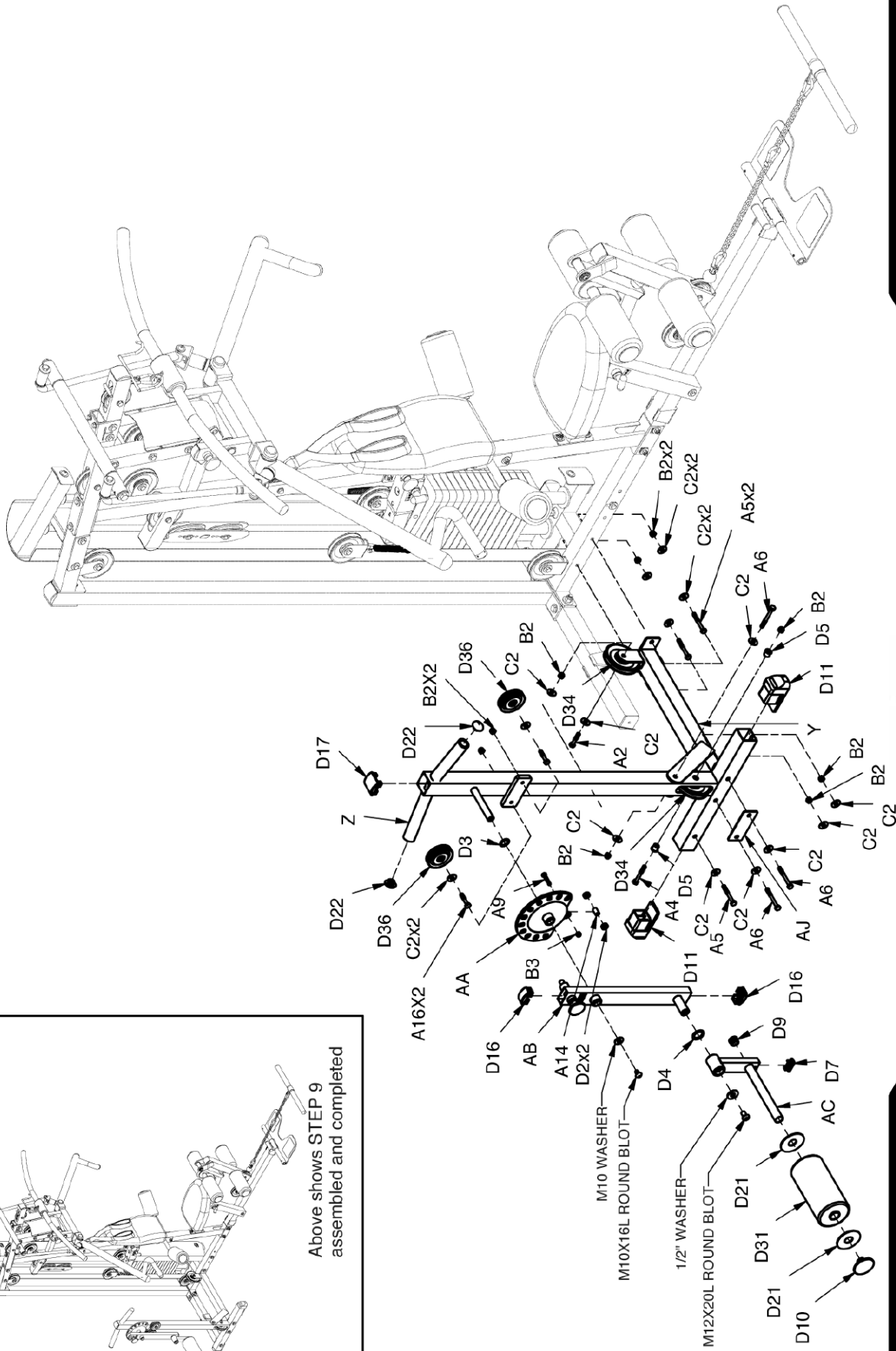
Above shows STEP 7 assembled and completed

Assembled Kettle:



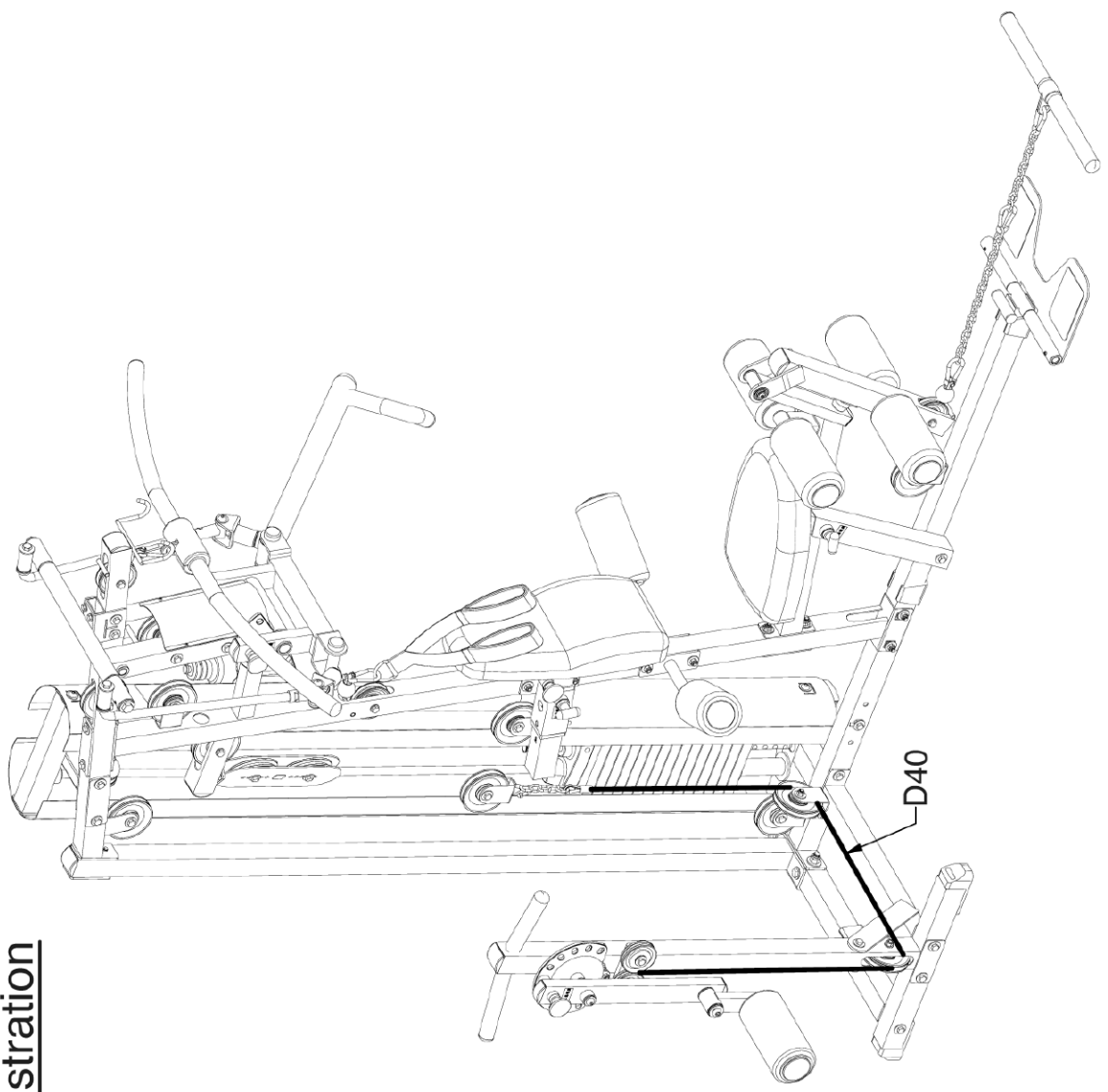


Above shows STEP 9 assembled and completed



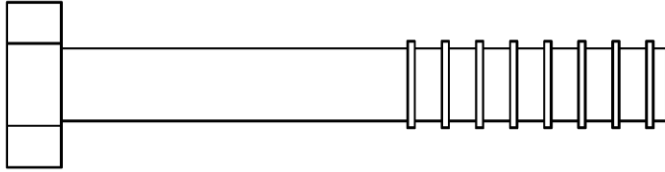
Cable to constitute illustration

D40

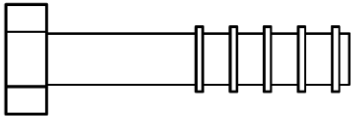


G2B ASSEMBLY INSTRUCTIONS

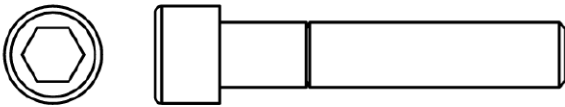
HARDWARE ILLUSTRATION



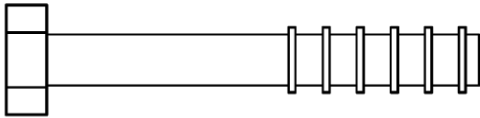
(A1)HEX BOLT 1/2"X3 1/2" PARTIAL THREAD QTY.2



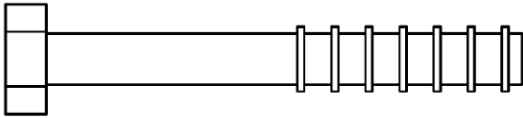
(A2)HEX BOLT 3/8"X1 3/4" PARTIAL THREAD QTY.9




(A3)HEX BOLT 3/8"X2"SOCKER BOTTON HD CAP SCREWS PARTIAL THREAD QTY.1




(A4)HEX BOLT 3/8"X2 1/2" PARTIAL THREAD QTY.6



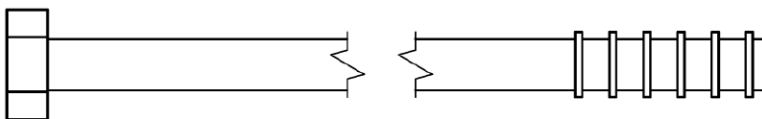
(A5)HEX BOLT 3/8"X2 3/4" PARTIAL THREAD QTY.7



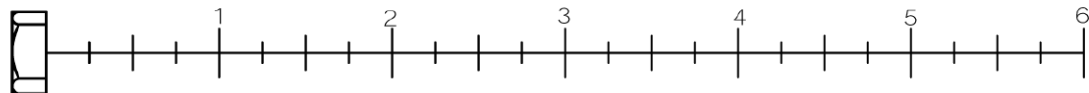
(A6)HEX BOLT 3/8"X3" PARTIAL THREAD QTY.17



(A7)HEX BOLT 3/8"X4 1/2" PARTIAL THREAD QTY.1

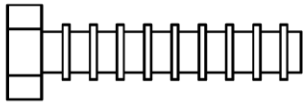


(A8)HEX BOLT 3/8"X7 1/4" PARTIAL THREAD QTY.2

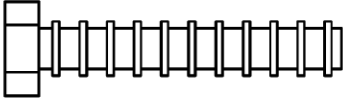


G2B ASSEMBLY INSTRUCTIONS

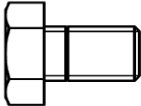
HARDWARE ILLUSTRATION



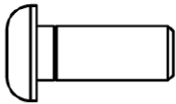
(A9)HEX BOLT 5/16"X1 1/2" PARTIAL THREAD QTY.1



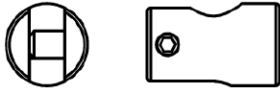
(A10)HEX BOLT 5/16"X1 3/4" PARTIAL THREAD QTY.4



(A11)HEX BOLT M8X12L PARTIAL THREAD QTY.2




(A12)ROUND BOLT M8X20L PARTIAL THREAD QTY.2



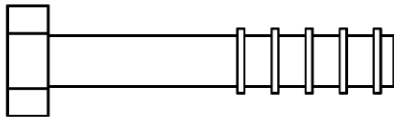
(A13)CABLE IMMOBILE HEAD QTY.1



(A14)IMMOBILE COVER \varnothing 1/2"X8.5X21.5L QTY.1



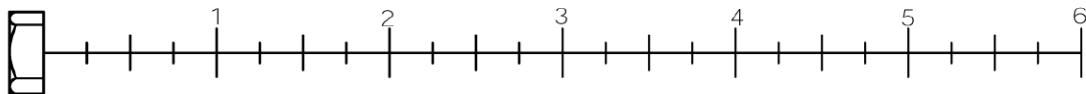
(A15)ROUND HEX BOLT M4X12L PARTIAL THREAD QTY.2



(A16)HEX BOLT 3/8"X2"L PARTIAL THREAD QTY.2

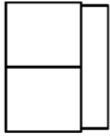


(A17)M10X30L ROUND BOLT QTY.1

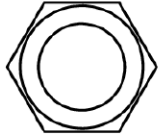


G2B ASSEMBLY INSTRUCTIONS

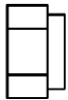
HARDWARE ILLUSTRATION



(B1) NYLON LOCK NUT 1/2" QTY.2



(B2) NYLON LOCK NUT 3/8" QTY.41



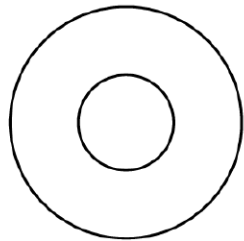
(B3) NYLON LOCK NUT 5/16" QTY.1



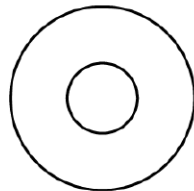
(B4) LOCK NUT M4 QTY.2



(B5) NYLON LOCK NUT M10 QTY.1



(C1) 1/2"(I.D.) FLAT WASHER (O.D.) Ø34 QTY.4



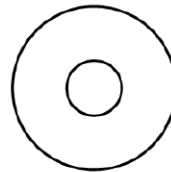
(C2) 3/8"(I.D.) FLAT WASHER (O.D.) Ø27 QTY.75



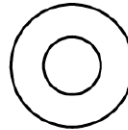
(C3) 3/8" SPRING WASHER QTY.1



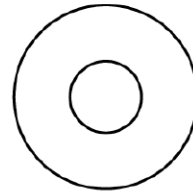
(C4) 5/16" SPRING WASHER QTY.4



(C5) 5/16"(I.D.) FLAT WASHER (O.D.) Ø24 QTY.6



(C6) M8(I.D.) FLAT WASHER (O.D.) Ø18 QTY.2



(C7) M10(I.D.) FLAT WASHER (O.D.) Ø27 QTY.2



(C8) M4(I.D.) FLAT WASHER (O.D.) Ø9 QTY.4

