

# GoLift

Safety in Motion





The world's  
smallest **700 lb**  
patient lift...

**GoLift**

Weighs less  
than **10 lbs!**



# Ceiling Lift Motors

## Application

The primary purpose of a ceiling lift system is to safely lift, transfer and reposition a patient with as little effort as possible for the caregiver, regardless of the room type. A ceiling lift is easy and safe to use for caregivers as well as patients. The lift systems fit into all environments and fulfill the highest requirements of function, safety and reliability.

## Description

The Amico GoLift is an ideal ceiling lift system designed for routine transfers of patients. The GoLift is designed to be aesthetically pleasing and is the most compact ceiling lift in its class. In an effort to address infection control requirements, we incorporated smooth edges and rounded corners on our ceiling lift, carry bar and hand control. When you look under the cover of this compact lift, you will find an impressive set of all metal gears and state-of-the-art battery technology that allows the caregiver to safely, and effortlessly, transfer a patient weighing up to 700 lbs on a single lift. For larger patients, you may combine two compact GoLift 700 systems to obtain a lifting capacity of 1000 lbs. In addition, our revolutionary trolley design allows for quick installation of the lift into and out of the track. The trolley also provides an instant mechanical and electrical connection while our modular track system gives you tremendous flexibility so that your workspace may be optimized to suit your needs for any working environment.

## Common Areas of Usage in a Clinical Environment Include:

- Intensive Care Units
- Emergency Departments
- Patient Rooms
- Treatment Rooms
- Operating Rooms
- Physiotherapy
- Rehabilitation Rooms
- Hygiene Rooms
- Long Term Care
- Private Homes
- Swimming Pools





# Benefits to the Caregiver




## Safety Features

- Emergency Stop
- Emergency Lowering Device
- Upper Limit Detection
- Lower Limit Detection
- Slack Tape Sensor
- Free Fall Brake (Over Speed Governor)
- Low Battery and Dead Battery Alarms
- Soft Start and Stop
- Overload Protection
- Emergency Manual Lowering



Quick Connect Carry Bar



Infection Control Features



Smallest Lift in the Market



Magnetic Hand Control




Capacitive Touch Hand Control



# Benefits to the Maintenance Staff



Serviceability Made Simple



Light Weight and Portable



Durability and Strength



Amico

GoLift

Amico

Amico



# GoLift with Headwalls & Casework



Amico's Architectural Products offer you limitless design, increased infection control, as well as integration for our GoLift System. Our custom designed headwall system features beautiful aesthetics and ensures maximum clinical functionality.

Our Serenity Casework is custom designed and pre-fabricated according to your requirements. Amico will meet your design while decreasing installation time and costs. Our casework is also the perfect match to our industry-leading headwall systems.





# GoLift with Patient Lift Pendant (PLP)



Amico's GoLift can be integrated into our "ICE Series" Pendants, providing the caregiver with a state-of-the-art solution for safely transferring and repositioning patients. This solution features a constant charge to the lift, while removing the traditional conflict of a ceiling lift/boom combo as well as improving workflow for the patient and caregiver alike. The compact design also complements the pendant system and is very aesthetically pleasing to anyone in the room.

Installed as a single structure, the revolutionary PLP increases much needed real estate in the ceiling to allow for installation of additional medical equipment. This also results in tremendous installation savings for the Healthcare Facility.



# Retrofit with GoLift


The unique quick connect design of our trolley adapters allow for easy installation and service, which will save you time and money!

If you need to replace your aging lifts, our patent pending GoLift can adapt to any existing track in your facility with our "Plug & Play" design.

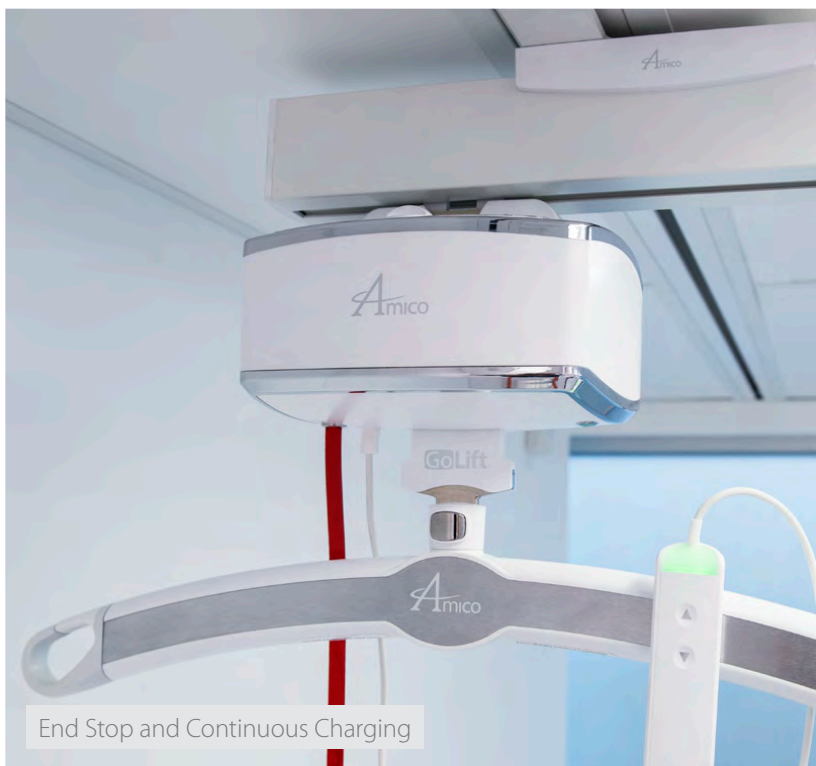
- No need to replace your existing track
- Upgrade your lift motor in minutes
- Easy to install
- Easy to maintain
- Instant electrical and mechanical connection
- Compatible with end stop charging systems
- Adaptable with continuous charging systems
- Compatible adapter trolleys work with all major lift manufacturer tracks



Easy To Install



Compatible Adapter Trolleys



End Stop and Continuous Charging



# Versatility of the GoLift





# GoLift with Patient Lift Pendant (PLP)



PLP Inside the Surgical Field



PLP Outside the Surgical Field



Reduced Risk of Injury to Patients and Caregivers



# GoLift in the Operating Room





# Patient Lift Slings



We offer disposable and reusable slings.  
All slings can be customized on demand.



## Application

- Supports the whole body, including the head
- Can be used to lift patients who have little control over their head and body
- Can be used to lift and transfer from all patient surfaces, including the floor

Maximum load = 1000 lbs / 454 kg

Part Number	Material	Size	Head Support
SLG-GO-BASIC-WV-HS-S	Polyester	Small (S)	Yes
SLG-GO-BASIC-WV-HS-M	Polyester	Medium (M)	Yes
SLG-GO-BASIC-WV-HS-L	Polyester	Large (L)	Yes
SLG-GO-BASIC-WV-HS-XL	Polyester	Extra Large (XL)	Yes
SLG-GO-BASIC-MSH-HS-S	Mesh	Small (S)	Yes
SLG-GO-BASIC-MSH-HS-M	Mesh	Medium (M)	Yes
SLG-GO-BASIC-MSH-HS-L	Mesh	Large (L)	Yes
SLG-GO-BASIC-MSH-HS-XL	Mesh	Extra Large (XL)	Yes
SLG-GO-BASIC-WV-S	Polyester	Small (S)	No
SLG-GO-BASIC-WV-M	Polyester	Medium (M)	No
SLG-GO-BASIC-WV-L	Polyester	Large (L)	No
SLG-GO-BASIC-WV-XL	Polyester	Extra Large (XL)	No
SLG-GO-BASIC-MSH-S	Mesh	Small (S)	No
SLG-GO-BASIC-MSH-M	Mesh	Medium (M)	No
SLG-GO-BASIC-MSH-L	Mesh	Large (L)	No
SLG-GO-BASIC-MSH-XL	Mesh	Extra Large (XL)	No



## Washing Instructions for All Slings



Normal washing at indicated temperature



Do not bleach




Tumble dry low



Do not iron



Do not dry clean



# GoLong

## Application

- Can be used to reposition the patient in bed
- Ideal for transferring patients to other surfaces including beds and stretchers

Maximum load = 1000 lbs / 454 kg

Part Number	Material	Size
SLG-GO-LONG-WV-42X78	Polyester	42 x 78" / 1067 x 1981 mm
SLG-GO-LONG-WV-56X78	Polyester	56 x 78" / 1422 x 1981 mm
SLG-GO-LONG-MSH-42X78	Mesh	42 x 78" / 1067 x 1981 mm
SLG-GO-LONG-MSH-56X78	Mesh	56 x 78" / 1422 x 1981 mm



# GoHygiene

## Application

- Suitable for patients who have head control but reduced upper body strength
- Support around the body can be adjusted with the belt
- Large opening at the bottom allows access for toileting and hygiene

Maximum load = 1000 lbs / 454 kg

Part Number	Material	Size
SLG-GO-HYGIENE-WV-S	Polyester	Small (S)
SLG-GO-HYGIENE-WV-M	Polyester	Medium (M)
SLG-GO-HYGIENE-WV-L	Polyester	Large (L)
SLG-GO-HYGIENE-WV-XL	Polyester	Extra Large (XL)





# GoComfort

## Application

- Supports the whole body, except the head
- Can be used to provide good support for amputees
- Can be used to lift patients who have little control over their body
- Can lift patients from a seated or laying position
- Patients that require additional support around hip and thighs

Maximum load = 1000 lbs / 454 kg

Part Number	Material	Size
SLG-GO-COMFORT-WV-S	Polyester	Small (S)
SLG-GO-COMFORT-WV-M	Polyester	Medium (M)
SLG-GO-COMFORT-WV-L	Polyester	Large (L)
SLG-GO-COMFORT-WV-XL	Polyester	Extra Large (XL)



# GoCustom

All Slings are manufactured in-house and can be customized on demand. For your convenience, you may choose from a variety of options to get started...

Part Number	Type	Material	Size
SLG-GO-CUSTOM	GoBasic	Various Options	Custom
	GoLong	Various Options	Custom
	GoHygiene	Various Options	Custom
	GoComfort	Various Options	Custom
	GoLimb	Various Options	Custom
	GoTurn	Various Options	Custom
	GoActive	Various Options	Custom



## Application

- Suitable for lifting or transferring a person with disabilities in an institutional or home setting
- Ideal for walking and balance training
- Can be used to support a person with reduced body balance

Maximum load = **600 lbs / 272 kg**

Part Number	Material	Size
SLG-GO-ACTIVE-S	Polyester	Small (S)
SLG-GO-ACTIVE-M	Polyester	Medium (M)
SLG-GO-ACTIVE-L	Polyester	Large (L)
SLG-GO-ACTIVE-XL	Polyester	Extra Large (XL)



## Application

- Suitable for lifting or supporting legs on a person with disabilities
- Ideal for use with patient lifts and for lifting heavy legs

Maximum load = **600 lbs / 272 kg**

Part Number	Material	Size
SLG-GO-LIMB	Polyester	one size only



*We have many other slings that we offer but are not featured in this brochure. For a full list of slings offered, please contact Amico at 1.877.462.6426.*



# Sizing Chart for Slings

GoBasic

Slings	Material	S	M	L	XL
GoBasic With Head Support	Polyester	SLG-GO-BASIC-WV-HS-S	SLG-GO-BASIC-WV-HS-M	SLG-GO-BASIC-WV-HS-L	SLG-GO-BASIC-WV-HS-XL
GoBasic With Head Support	Mesh	SLG-GO-BASIC-MSH-HS-S	SLG-GO-BASIC-MSH-HS-M	SLG-GO-BASIC-MSH-HS-L	SLG-GO-BASIC-MSH-HS-XL
GoBasic No Head Support	Polyester	SLG-GO-BASIC-WV-S	SLG-GO-BASIC-WV-M	SLG-GO-BASIC-WV-L	SLG-GO-BASIC-WV-XL
GoBasic No Head Support	Mesh	SLG-GO-BASIC-MSH-S	SLG-GO-BASIC-MSH-M	SLG-GO-BASIC-MSH-L	SLG-GO-BASIC-MSH-XL

GoLong

GoLong	Polyester	SLG-GO-LONG-WV-42X78		SLG-GO-LONG-WV-56X78	
GoLong	Mesh	SLG-GO-LONG-MSH-42X78		SLG-GO-LONG-MSH-56X78	

GoHygiene

GoHygiene	Polyester	SLG-GO-HYGIENE-WV-S	SLG-GO-HYGIENE-WV-M	SLG-GO-HYGIENE-WV-L	SLG-GO-HYGIENE-WV-XL
-----------	-----------	---------------------	---------------------	---------------------	----------------------

GoComfort

GoComfort	Polyester	SLG-GO-COMFORT-WV-S	SLG-GO-COMFORT-WV-M	SLG-GO-COMFORT-WV-L	SLG-GO-COMFORT-WV-XL
-----------	-----------	---------------------	---------------------	---------------------	----------------------

GoActive

GoActive	Polyester	SLG-GO-ACTIVE-S	SLG-GO-ACTIVE-M	SLG-GO-ACTIVE-L	SLG-GO-ACTIVE-XL
----------	-----------	-----------------	-----------------	-----------------	------------------

Sling Label Example

## Guidelines For Choosing Your Sling Size

	Height	Width
<b>S</b>	31.4 - 34.5" / 798 - 876 mm	14.2 - 15.8" / 361 - 401 mm
<b>M</b>	33.4 - 36.2" / 848 - 820 mm	15.4 - 17" / 391 - 432 mm
<b>L</b>	35.4 - 38.2" / 899 - 970 mm	16.5 - 17.7" / 419 - 450 mm
<b>XL</b>	37.4 - 41.3" / 950 - 1049 mm	19 - 20.5" / 483 - 521 mm



# GoTrack Systems & Support Structure

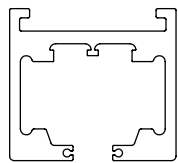
## GoTrack Configurations

We offer three different track profiles, as well as modular and custom configurations that come in:

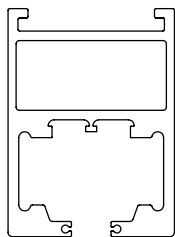
- Straight Track
- Curved Systems
- Full Room Coverage (X/Y or H Systems)
- Optional Infection Control Track
- Optional recessed, flush mount track systems

All GoTrack Systems feature:


- Low weight and high capacity
- Fast and flexible installation
- Hidden End Stops for safety
- Anywhere/Continuous charge



Regular

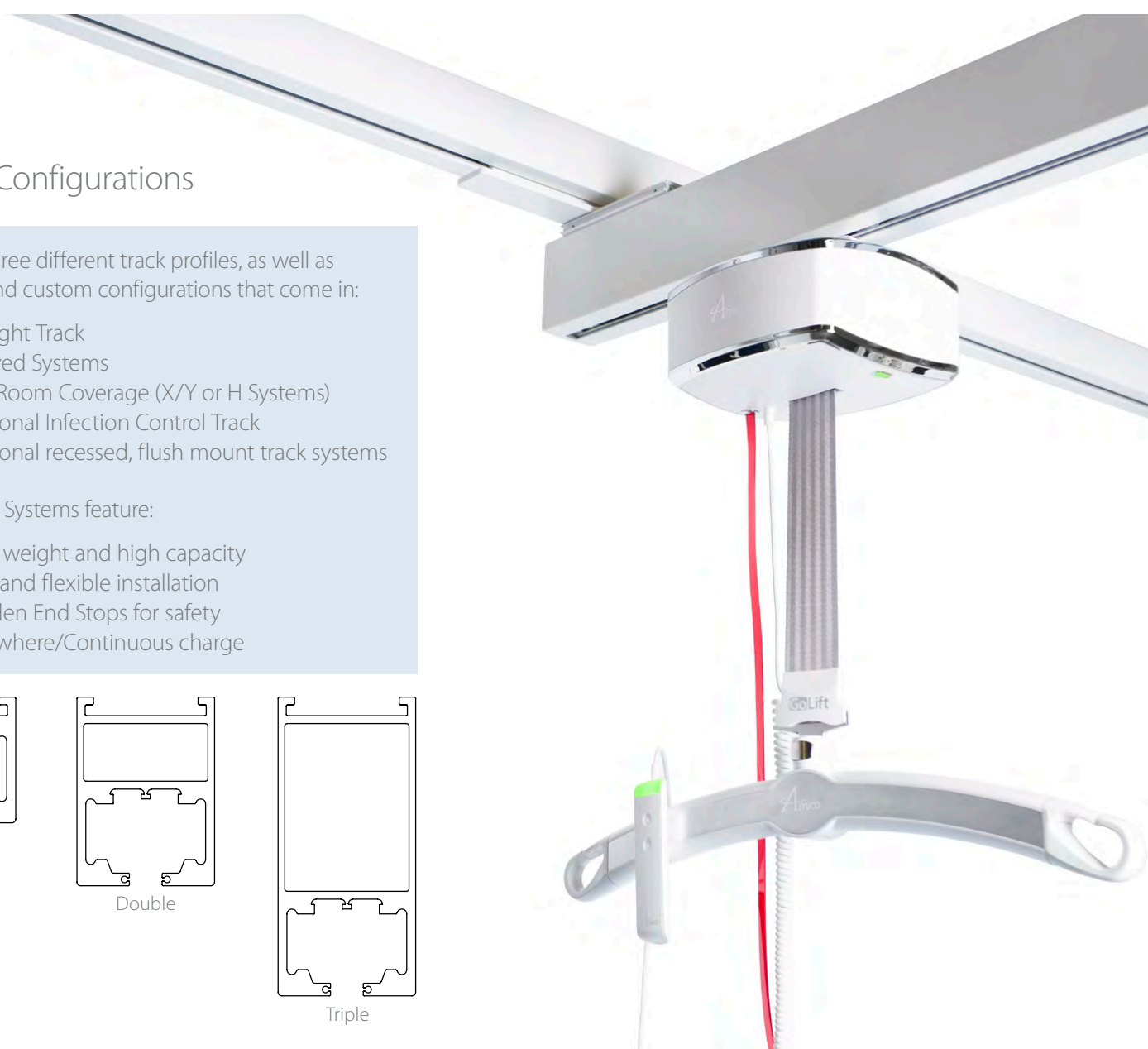


Double




Triple

Description	Part Number	Length x Width x Height	Product Weight	Material
Regular	TRK-REG-96	96 x 2.63 x 2.36" / 2440 x 67 x 60 mm	8.3 lbs / 3.77 kg	White powder coated extruded aluminum
Regular	TRK-REG-120	120 x 2.63 x 2.36" / 3050 x 67 x 60 mm	8.3 lbs / 3.77 kg	White powder coated extruded aluminum
Regular	TRK-REG-240	240 x 2.63 x 2.36" / 6100 x 67 x 60 mm	8.3 lbs / 3.77 kg	White powder coated extruded aluminum
Double	TRK-DBL-120	120 x 2.63 x 3.55" / 3050 x 67 x 90 mm	10.4 lbs / 4.72 kg	White powder coated extruded aluminum
Double	TRK-DBL-150	150 x 2.63 x 3.55" / 3800 x 67 x 90 mm	10.4 lbs / 4.72 kg	White powder coated extruded aluminum
Double	TRK-DBL-240	240 x 2.63 x 3.55" / 6100 x 67 x 90 mm	10.4 lbs / 4.72 kg	White powder coated extruded aluminum
Triple	TRK-TRP-120	120 x 2.63 x 5.75" / 3050 x 67 x 146 mm	12.4 lbs / 5.65 kg	White powder coated extruded aluminum
Triple	TRK-TRP-240	240 x 2.63 x 5.75" / 6100 x 67 x 146 mm	12.4 lbs / 5.65 kg	White powder coated extruded aluminum
Custom	Custom lengths in any track type available upon request			






# Customizing YOUR Lifting Solutions



Gantry Gate



Turntable

We recognize that many factors outside of the ceiling lift itself contribute to the success of your safe patient handling solution. For this reason, we offer a wide variety of accessories for our tracks in the ceiling, such as Gantry Gates and Turntables. In addition, we understand that people come in all shapes and sizes so we also offer a wide variety of carry bars like the 4 Point Carry Bar or the 4 Hook Carry Bar.




4 Point Carry Bar



4 Hook Carry Bar



# Anatomy of the **GoLift**





# Specifications & Listings



## Three GoLift Weight Capacities

**GO LIFT 400**

Single Lift  
GO-LIFT-400      Lift Up to  
400 lbs / 181 kg

**GO LIFT 700**

Single Lift  
GO-LIFT-700      Lift Up to  
700 lbs / 318 kg

**GO LIFT 1000**

Tandem Lifts  
GO-LIFT-1000      Lift Up to  
1000 lbs / 454 kg

## Safe Working Load (SWL)

400 lbs / 181 kg  
700 lbs / 318 kg  
1000 lbs / 454 kg

## Dimensions

400 & 700 lbs / 181 & 318 kg:

- Length: 7 ¾" / 197 mm
- Width: 7 ¾" / 197 mm
- Height: 4 ¼" / 108 mm
- Strap Length: 84" / 2134 mm

1000 lbs / 454 kg:

- Length: 15 ½" / 394 mm
- Width: 7 ¾" / 197 mm
- Height: 4 ¼" / 108 mm
- Strap Length: 84" / 2134 mm

## Unit Weight

400 lb / 181 kg version: 8 lbs / 4 kg  
700 lb / 318 kg version: 10 lbs / 5 kg  
1000 lb / 454 kg version: 20 lbs / 9 kg (*Tandem Lifts*)

## Lift Case

Flame retardant ABS

## Safety

Emergency Stop  
Emergency Lowering Device  
Upper Limit Detection  
Lower Limit Detection  
Slack Tape Sensor  
Free Fall Brake (over speed governor)  
Low Battery and Dead Battery Alarms  
Soft Start and Stop  
Overload Protection  
Emergency Manual Lowering

## Approvals

Certified to:  
Can/CSA-C22.2 No 60601-1:08,  
UL 60601-1:08  
Tested to: ISO 10535-06, CE

## Hand Control

Capacitive Touch  
Protection Class: IPX0

## Service Life

10 years or 22,500 cycles

## Maximum Sound Level

<55 dB

## Maximum Lifting Speed

No load: 2 inches/second  
150 lbs / 68 kg: 1.3 inches/second  
400 lbs / 181 kg: 1 inch/second  
700 lbs / 318 kg: 1 inch/second  
1000 lbs / 454 kg: 1 inch/second

## Batteries

High Capacity, Nickel Metal Hydride (Ni-Mh)  
Standard: 2 x 14.4V (2Ah)  
Optional: 2 x 14.4V (3.3Ah) or (5Ah)

## Battery Charger:

100-240 VAC 40 Watt

## Number of Lifts per Charge (Duty: 10/90)

25% of strap at midrange<sup>1</sup>:

- 375 with 185 lbs / 84 kg
- 170 with 400 lbs / 181 kg
- 102 with 700 lbs / 318 kg

Charging time: 2 - 4 hours

<sup>1</sup> Calculated using 5Ah Packs





healthcare  
design 2017  
PRODUCT INNOVATION AWARDS  
**BRONZE**