


**AmaMedic**

**AM-4123**

**SHIATSU NECK MASSAGER**

**AmaMedic**



**USER'S MANUAL**

Thank you for purchasing AmaMedic Am-4123 Shiatsu Massage Pillow, please read the operation manual carefully before use, and pay special attention to safety matters in order to operate and use this product correctly.

This manual provides users with safe and effective operation methods. Please keep them properly after reading them for future reference.

Table of contents

	Safety Guidelines
	Product parts and accessories
	Operation mode & Function description
	Troubleshooting
	Product specifications
	Product maintenance

## SAFETY GUIDELINES

---

### A) IMPORTANT SAFETY NOTES

- To ensure the safety and correct use of the product, please refer to the operation manual in detail before use.
- Please use this product according to the use of the product in this operation manual.
- After use or before cleaning the product, please remove the power plug from the socket.
- Be careful to use the warm function to avoid serious burns. Do not use on insensitive and hypersensitive skin or parts with poor blood circulation. Do not allow children or people with physical and mental dysfunction to use the warm function on their own, in order to avoid the risk of improper operation.
- To avoid fire, electric shock or injury caused by overheating, please do not operate the product in the environment with poor heat dissipation such as pillows or blankets. Do not cover the use, in order to avoid the motor temperature is too high and cause failure or damage.
- If the product is used or close to children, the physical and mental function is impaired and disabled, someone else should be responsible for the safety of the product. If you feel uncomfortable during the massage, please stop the massage immediately.
- Do not use this product when the following conditions occur: the charging power cord or plug is damaged, the operation is abnormal, it has fallen to the ground or damaged, or has fallen into the water. Please contact the maintenance service center for inspection and maintenance.
- Do not use third party parts.
- Do not insert or drop items into any openings in the product.
- This product cannot be used for self diagnosis or treatment. If diagnosis or treatment is needed, it should be handled by a professional medical personnel.

## SAFETY GUIDELINES

---

### B) USAGE ENVIRONMENT

- Do not use the product in a humid or excessively dusty environment to avoid intentional use of the product.
- Do not use this product in an environment where the room temperature is higher than 40°C/104°F.
- Do not place the product outdoors.
- Do not place the product near electric heaters, stoves, or in direct sunlight.

### C) ATTENTION TO USE

- Pregnant women follow doctor's advice.  
If you feel unwell during the massage, please stop using it immediately.
- The doctor instructs advices, so as not to cause accidents or physical discomfort such as thrombosis (embolism) symptoms; severe aneurysms; acute vein tumors; various dermatitis; skin infections (including inflammation of the subcutaneous tissue), etc.
- 1) Never use implantable medical electronic devices such as pacemakers with the following medical electronic devices.
- 2) Medical electronic equipment used to sustain life such as artificial heart.
- 3) Wearable medical electronic equipment such as electrocardiograph. Otherwise, it may cause malfunction of the above -mentioned medical electronic equipment, which may endanger life.

### D) PRECAUTIONS FOR SWITCH

- Do not operate the control switch with wet hands.
- Do not let the control switch come into contact with liquids such as water.

### E) INSTRUCTIONS FOR USING THE CHARGER AND CHARGING POWER CORD

- Do not use wet hands to install or unplug the charger to avoid electric shock or cause malfunction.
  - When unplugging the charger, please hold the plug itself and do not pull the wire.
  - When the charger is not in use, be sure to unplug the charger from the mains socket.
  - The charging power cord must be kept a safe distance from the heating surface.
  - Do not place the charging power cord under the product or any heavy objects.
  - Do not wind the charging power cord around the product to avoid damage to the power cord and cause electric shock or wire fire.
  - When the charging power cord or charger is damaged, do not continue to use the product.
  - Do not use the product if the power socket is loose.
  - Do not use the charging power cord to move the product, or use the power cord as a grip
- When the charging power cord is damaged, it must be inspected and repaired by the service center or authorized technicians.



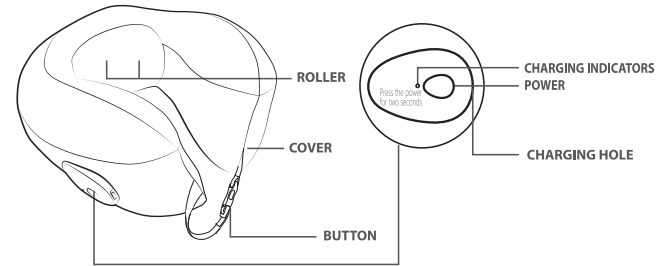
**For your safety, please do not use this product while driving !**

## SAFETY GUIDELINES

### NOTE

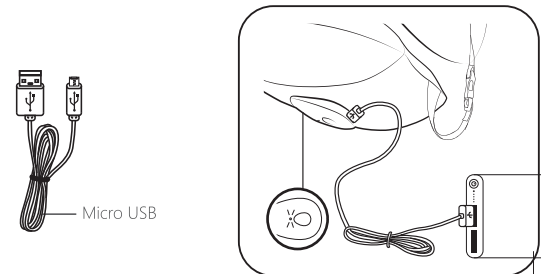
- Do not fall asleep while the product is in operation. Do not use this product when drunk or unwell. Do not put the massage head directly against your hands, elbows, knees, chest or abdomen.
- Do not use this product continuously for more than 30 minutes. If the cloth cover of the product is damaged, please do not use it.
- Do not use it one hour before or after eating to avoid adverse effects. When using the product at low room temperature, do not use the warming function suddenly. It is recommended to gradually adjust the temperature to the normal range before using it. If the product is moved from a low-temperature storage place to a warm environment, it may affect the normal operation of the product due to the accumulation of water vapor in the machine, and even cause the machine to malfunction. After moving, it is recommended to place the product at normal room temperature for 1 hour before starting to use
- If any mechanical failure or abnormal condition is detected during use, please stop using it immediately. If the current is interrupted during use, care should be taken to avoid injury to the user due to the sudden restoration of power.
- It is not suitable to use this product when lightning occurs.

## PRODUCT PARTS AND ACCESSORIES



### CHARGING METHOD

- When using for the first time, please charge first and insert the Micro USB charging cable into the charging hole of the power supply body. (The power supply source shall be self-provided), and the other side shall be connected with USB terminal.
- When charging, the charging indicator shows red; When the charging is completed, the charging indicator shows a green light.




this product is not attached

## OPERATION MODE & FUNCTION DESCRIPTION

### A) PREPARATION BEFORE USE

- Check whether the product is damaged.
- Place the product on the body part you want to massage, and make sure it is placed in a stable and comfortable position.

### B) HOW TO USE

- Massage time: The system defaults to 15 minutes of regular massage. After 15 minutes, it will automatically shut down. You need to massage again and turn it on again.
- Key operation :  
Press the ON/OFF button, the machine will turn on the kneading massage and heating function by default;  
Press the ON/OFF  button again, the machine will switch to steering massage  
Press the ON/OFF button again to turn off the heating function and keep the kneading massage  
Press ON/OFF again to turn off all functions of the machine

### PRESS THE KEY

- Press and hold the key of seconds to turn on the machine and turn on the double kneading and massage function.
- Press the key again, the machine will turn on the kneading massage and heating functions.
- Press the key again to turn off all functions of the machine.

## TROUBLESHOOTING

If you encounter problems when using this product, please refer to the following tips and possible solutions. If this product is still in a faulty state, please send the product to the service center or authorized technicians for inspection and repair.

Failure Phenomenon	Possible Reason	Solution
Product cannot be activated normally	Dead or low battery	Charge the battery with a charger
	The power button is not turned on	Please turn on the power button
	The product has just been running for 15 minutes, and it automatically switches to the standby state.	If you want to massage again, please press the power button again.
	The load placed on the product is too heavy	Unplug the power supply, remove the excess weight and re install the product
Product fever	Product use time is too long	Massage pillow stops for 2 hours

## PRODUCT MAINTENANCE

---

### A) STORAGE

- When not in use, please put the product in the packaging box and place it in a safe, dry, ventilated and cool place.
- Do not twist the switching power supply and wires. Do not use switching power supplies and wires to hang the product.
- Avoid scratching the product surface with sharp objects.
- Do not place the product in direct sunlight or high temperature.

### B) CLEAN

- Before cleaning, confirm whether the massager has stopped working, and plug the waterproof cap of the power charging port on the back of the massager tightly.
- Please use a dry cloth to clean the surface of the product.

### NOTE

- Do not use corrosive cleaning agents such as benzene or thinner to clean the product.

### C) MAINTENANCE

- Keep the product clean and away from places with high humidity.
- If you do not use this product for a long time, please use a dust cover (please buy it yourself) to cover the product to prevent dust from falling into it.

## PRODUCT SPECIFICATIONS

Product name	AM-4123 Shiatsu Neck Massager
Product number	GS-C06
Rated voltage	5V $\overline{=}$
rated power	12W
Timing	15Min