

Name:	
School/Organization:	
Dealer/Rep:	


Phone:			
E-mail:			
Sales Rep:		Quote:	

AM-SP SERIES

HI-LO TREATMENT TABLES

STANDARD FEATURES:

- Load capacity: 400 lbs
- 27"W x 76"L x 24-35.5"H
- One-step caster system
- Single pedestal base
- 34 oz. Heavy-duty vinyl with Permablok 3® bacterial protection
- 1.5" High density foam
- Rounded corners
- Single foot control pedal
- White powder coat base



AM-SP100

NOTE: International (240V) option available

TABLE CONFIGURATIONS:







AM-SP100 - 1 Section	AM-SP200 - 2 Section	AM-SP202 - 2 Section with Prenatal Cutout
QTY	QTY	QTY



AM-SP350 - 3 Section	AM-SP300 - 3 Section with Electric Elevating Midsection	AM-SP500 - 5 Section with Electric Elevating Midsection
QTY	QTY	QTY



TABLE FEATURES:

 <p>Flat Cushion</p>	 <p>Head Section Angle Ranges from +40° to -90°</p>	 <p>Lower Extremity Angle Ranges from 0 to 75°</p>
<p>AM-SP100</p>	<p>AM-SP200</p>	<p>AM-SP202</p>
 <p>Lower Extremity Angle Ranges from 0 to 73°</p> <p>Head Section Angle Ranges from +45° to -90°</p>	 <p>Lower Extremity Angle Ranges from 0 to 73°</p> <p>Head Section Angle Ranges from +45° to -90°</p> <p>Electric Elevating Midsection</p>	 <p>Lower Extremity Angle Ranges from 0 to 73°</p> <p>Head Section Angle Ranges from +45° to -90°</p> <p>Armrests Range from +45° to -90°</p>
<p>AM-SP350</p>	<p>AM-SP300</p>	<p>AM-SP500</p>




OPTIONS:

AM-SP1024 - Add Base with 4 Total Lock Swivel Casters
AM-18 - Face Cutout
AM-17 - Face Plug (Must order AM-18 also if ordering AM-SP100)
AM-91 - Add 1" Extra Soft Foam
SP30 - 30"W
19855 - Add-on Belt & Brackets
SPCO - Special Vinyl Color (Provided by Customer)
SPBASE - Special Base Color (Select Custom Base Color)


STANDARD BASE COLOR:






	Office White
--	--------------

CUSTOM BASE COLORS:

	Black
	Steel Gray
	Metallic Silver

STANDARD UPHOLSTERY CHOICES:

	Imperial Blue
	Blue Ridge
	Forest Green
	Black
	Cappuccino
	Patina

	Taupe
	Burgundy
	Dove Gray
	Greystone
	Merlot