

Name:	
School/Organization:	
Dealer/Rep:	

Phone:			
E-mail:			
Sales Rep:		Quote:	

AM-BA SERIES

27" HI-LO TREATMENT TABLES

STANDARD FEATURES:

- Load capacity: 500 lbs
- 27"W x 76"L x 18-37"H
- 34 oz. Heavy-duty vinyl with Permablok 3® bacterial protection
- Steel base with dual foot bar control
- 1.5" High density foam
- Rounded corners
- White powder coat base
- Dual front in-line casters with 3rd wheel drop down for easy maneuverability



AM-BA350

TABLE CONFIGURATIONS:

AM-BA150 - 1 Section	AM-BA200 - 2 Section	AM-BA227 - 2 Section	AM-BA250 - 2 Section with 3pc Head Section
QTY	QTY	QTY	QTY








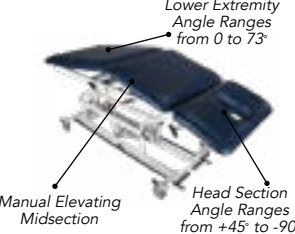
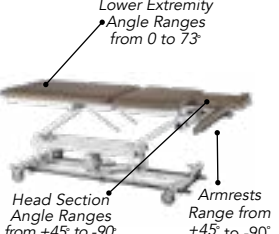


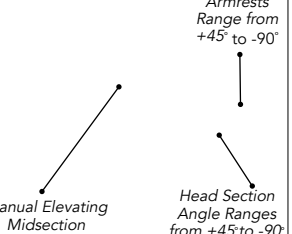
AM-BA350 - 3 Section	AM-BA300 - 3 Section with Elevating Midsection	AM-BA330 - 3 Section with Drop Ends	AM-BA550 - 5 Section with Tilt Down Armrests
QTY	QTY	QTY	QTY



AM-BA555 - 5 Section with Adjustable Armrests	AM-BA500 - 5 Section with Elevating Midsection & Tilt Down Armrests	AM-BA505 - 5 Section with Elevating Midsection & Adjustable Armrests
QTY	QTY	QTY




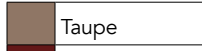
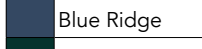
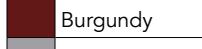
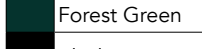
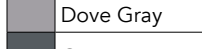

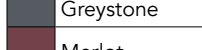
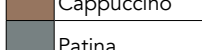


TABLE FEATURES:

 <p>Flat Cushion</p>	 <p>Head Section Angle Ranges from +40° to -90°</p>	 <p>Lower Extremity Angle Ranges from 0 to 75°</p>	 <p>Armrests Range from +45° to -90°</p>	 <p>Lower Extremity Angle Ranges from 0 to 78°</p> <p>Head Section Angle Ranges from +45° to -90°</p>
AM-BA150	AM-BA200	AM-BA227	AM-BA250	AM-BA350
 <p>Lower Extremity Angle Ranges from 0 to 73°</p> <p>Manual Elevating Midsection</p> <p>Head Section Angle Ranges from +45° to -90°</p>	 <p>Lower Extremity Angle Ranges from 0 to 73°</p> <p>Head Section Angle Ranges from +45° to -90°</p> <p>Armrests Range from +45° to -90°</p>	 <p>Lower Extremity Angle Ranges from 0 to 73°</p> <p>Head Section Angle Ranges from +45° to -90°</p> <p>Armrests Range from +45° to -90°</p>	 <p>Armrests Range from +45° to -90°</p> <p>Manual Elevating Midsection</p> <p>Head Section Angle Ranges from +45° to -90°</p>	 <p>Armrests Range from +45° to -90°</p> <p>Manual Elevating Midsection</p> <p>Head Section Angle Ranges from +45° to -90°</p>
AM-BA300	AM-BA550	AM-BA555	AM-BA500	AM-BA505

OPTIONS:

AM-804 - Paper Holder with Cutter (Accommodates 18-21" Paper Rolls)
AM-18 - Face Cutout
AM-17 - Face Plug (Must order AM-18 also if ordering AM-BA150, & AM-BA227)
AM-91 - Add 1" Extra Soft Foam
AM-875 - Shoulder Mobilization Accessory (3 & 5 Section Only)
AM-1025 - Adjustable Armrest Package (2 Section Only)
SP30 - 30"W
19855 - Add-on Belt & Brackets
SPCO - Special Vinyl Color (Provided by Customer)
SPBASE - Special Base Color (Select Custom Base Color)
12088 - Side Panel 9 x 33.25 Perforated
12075 - Side Panel 9 x 33.25 Flat




STANDARD UPHOLSTERY CHOICES:

 Imperial Blue	 Taupe
 Blue Ridge	 Burgundy
 Forest Green	 Dove Gray
 Black	 Greystone
 Cappuccino	 Merlot
 Patina	

STANDARD BASE COLOR:

 Office White

CUSTOM BASE COLORS:

 Black
 Steel Gray
 Metallic Silver