

Name:	
School/Organization:	
Dealer/Rep:	

Phone:			
E-mail:			
Sales Rep:		Quote:	

AM SERIES

27" HI-LO TREATMENT TABLES

STANDARD FEATURES:

- Load capacity: 500 lbs
- 27"W x 76"L x 18-37"H
- 34 oz. Heavy-duty vinyl with Permablok 3® bacterial protection
- 1.5" High density foam
- Rounded corners
- Single foot control pedal
- White powder coat base
- Dual front in-line casters with 3rd wheel drop down for easy maneuverability



AM-353

TABLE CONFIGURATIONS:

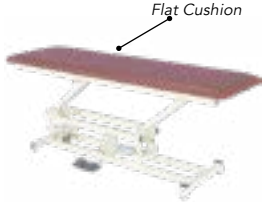







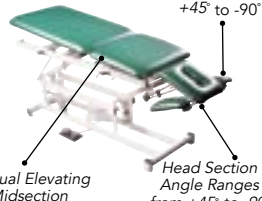

AM-150 - 1 Section	AM-200 - 2 Section	AM-227 - 2 Section	AM-250 - 2 Section with 3pc Head Section	AM-350 - 3 Section
QTY	QTY	QTY	QTY	QTY



AM-300 - 3 Section with Elevating Midsection	AM-550 - 5 Section with Tilt Down Armrests	AM-555 - 5 Section with Adjustable Armrests	AM-500 - 5 Section with Elevating Midsection & Tilt Down Armrests	AM-505 - 5 Section with Elevating Midsection & Adjustable Armrests
QTY	QTY	QTY	QTY	QTY














TABLE FEATURES:

 <p>Flat Cushion</p>	 <p>Head Section Angle Ranges from +40° to -90°</p>	 <p>Lower Extremity Angle Ranges from 0 to 75°</p>	 <p>Armrests Range from +45° to -90°</p>	 <p>Lower Extremity Angle Ranges from 0 to 78° Head Section Angle Ranges from +45° to -90°</p>
AM-150	AM-200	AM-227	AM-250	AM-350
 <p>Lower Extremity Angle Ranges from 0 to 73° Head Section Angle Ranges from +45° to -90°</p>	 <p>Lower Extremity Angle Ranges from 0 to 73° Head Section Angle Ranges from +45° to -90°</p>	 <p>Lower Extremity Angle Ranges from 0 to 73° Head Section Angle Ranges from +45° to -90°</p>	 <p>Armrests Range from +45° to -90° Head Section Angle Ranges from +45° to -90°</p>	 <p>Armrests Range from +45° to -90° Head Section Angle Ranges from +45° to -90°</p>
AM-300	AM-550	AM-555	AM-500	AM-505

OPTIONS:

AM-1024 - Add Base with 4 Total Lock Swivel Casters
AM-1060 - Add Base with 4 Casters and 6" Clearance (Adds 4")
AM-804 - Paper Holder with Cutter (Accommodates 18-21" Paper Rolls)
AM-18 - Face Cutout
AM-17 - Face Plug (Must order AM-18 also if ordering AM-150, & AM-227)
AM-91 - Add 1" Extra Soft Foam
AM-807 - Rail Side Fold Down (Pair for 27"W Tables)
AM-808 - Rail Side Fold Down (Pair for 30"W Tables)
AM-875 - Shoulder Mobilization Accessory (27"W, 3 & 5 Section Models Only)
AM-1025 - Adjustable Armrest Package (2 Section Only)
SP30 - 30"W
19855 - Add-on Belt & Brackets
SPCO - Special Vinyl Color (Provided by Customer)
SPBASE - Special Base Color (Select Custom Base Color)
12088 - Side Panel 9 x 33.25 Perforated
12075 - Side Panel 9 x 33.25 Flat




STANDARD UPHOLSTERY CHOICES:

	Imperial Blue		Taupe
	Blue Ridge		Burgundy
	Forest Green		Dove Gray
	Black		Greystone
	Cappuccino		Merlot
	Patina		

STANDARD BASE COLOR:

	Office White
-------------------------------------------------------------------------------------	--------------

CUSTOM BASE COLORS:

	Black
	Steel Gray
	Metallic Silver