



Alterra Long-term Care Beds

DESIGNED FOR SAFETY | BUILT TO LAST

EXCELLENT AFTER-SALES SERVICE

Your dedicated Medline sales representative can help with staff in-service and also address any after sales concerns.



Medline offers a comprehensive line of beds with optional accessories, including a 5-function hand pendant, soft touch side rails, staff control on the footboard, and bed extension kits.

A DREAM COME TRUE FOR SAFETY AND PERFORMANCE

SAFETY

For Residents

You can lower all Alterra beds to exceptionally low heights to help prevent serious injuries in residents who are at risk of falling. Our stability knobs ensure that the headboards and footboards remain properly secured, and mattress retainers keep the mattress in place for safe transfer in and out of bed.

All Medline long-term care beds meet FDA entrapment guidelines when used with Medline recommended mattresses. The optional staff control will allow the caregiver to lock out certain functions on the hand pendant, such as the high-low button, to prevent fall risk.

For Caregivers

You can raise all Alterra beds to exceptionally high heights to help caregivers avoid back injuries from leaning over patients for long periods of time.

PERFORMANCE

Exceptionally Long Warranties

- Electronics: 4 years (except Alterra 1100 has a 3-year warranty)
- Frame: 15 years
- Welds: lifetime

Wall Protection

All Alterra beds come standard with wall guards, and most models can be raised or lowered to their highest or lowest heights without any horizontal movement (does not apply to models 1100 and 1000).

The chart on pg. 21 makes it easy to compare features of all our Alterra beds.



FIND THE BED THAT'S JUST RIGHT

Find the perfect balance of features and price to meet your needs in our wide range of long-term care beds. The premium Alterra 1385 is exceptionally quiet and has the largest height adjustment range, while the Alterra 1100 is our most economical full-electric bed. Ask your Medline representative about our individually tailored payment plans and make the most of your capital equipment budget.



ALTERRA 1385
HIGH-LOW BED FULL-ELECTRIC BED

Shown with optional Soft-Touch Assist
Rails and custom head and footboards

ALTERRA 1385

HIGH-LOW FULL-ELECTRIC BED

Ideal for:

- Nursing homes
- Assisted living facilities
- Skilled nursing facilities
- Hospices

ADDED RESIDENT SAFETY

The patent-pending folding foot-lock swings away when not in use to help avoid tripping. A low height of 7.75" helps reduce injuries with high fall-risk residents. The Alterra 1385 bed meets the entrapment guidelines of the FDA.

DESIGNED FOR CAREGIVER BACK SAFETY

Caregivers can raise the Alterra 1385 to a full 29.88".

EXCEPTIONAL PERFORMANCE

Our top-of-the-line parallel electronics system provides exceptionally smooth and quiet operation. The perfectly synchronized high-low motors ensure the bed deck remains level even after frequent motion and long-term use.

The Alterra 1385's battery back-up comes in handy during power outages and emergency situations, and the 500-lb. weight capacity accommodates your heavier patients. Comes standard with wall guard, mattress retainers and head/footboard stability knob.

Item number	Description
FCE1385B	Alterra 1385 Bed only.
FCE1385NRQO	Alterra 1385 Economy Bed Package (Includes Alterra 1385 bed, head/footboards in Traditional style, solar oak finish, mounting hardware).
FCE1385SRQO	Alterra 1385 Bed Package (Includes Alterra 1385 bed, soft touch side rails, head/footboards in Traditional style, solar oak finish, mounting hardware).

For accessories and different styles and finishes of head/footboards, please refer to pages 16-18.

PRODUCT SPECIFICATIONS

Height range:	7.75" to 29.88" (20-76 cm)
Bed deck dimensions:	80" (203 cm) long, 34.5" (88 cm) wide
Overall length:	87.5" (222 cm)
Weight capacity:	500 lb. (227 kg)
Movement styles:	Head, knee hinge, high-low
Deck style:	Combination grid/rib
Rolling position:	Move at any height
Motors:	4 DC
Casters:	8 total, 4 locking
Horizontal movement:	No horizontal movement when raising or lowering
Warranty information:	
Electrical components:	4 years
Bed frame:	15 years
Welds:	Lifetime warranty



Perfectly synchronized high-low motors ensure the bed deck remains level even after frequent motion and long-term use.



Patent-pending folding foot lock helps improve safety by swinging away when not in use to reduce tripping.



↑
MAX
height of
26"

ALTERRA 1232/1200 HIGH-LOW FULL-ELECTRIC BEDS

Shown with optional Soft-Touch Assist Rails and custom head and footboards with Staff Control

ALTERRA 1232/1200

HIGH-LOW FULL-ELECTRIC BEDS

Ideal for:

- Nursing homes
- Assisted living facilities
- Skilled nursing facilities
- Hospices

ADDED RESIDENT SAFETY

A low height of only 7.25" helps reduce injuries from falling with high-risk patients. The Alterra 1232 and 1200 beds meet the entrapment guidelines of the FDA.

EXCEPTIONAL PERFORMANCE

The Alterra 1232's battery back-up comes in handy during power outages and emergency situations. (Not available on Alterra 1200.) Comes standard with wall guard, mattress retainers and head/footboard stability knob.

Item number	Description	HCPCS
FCE1232QO	Alterra 1232 Bed Package (includes Alterra 1232 high-low bed, head section assist rails, head/footboards in Solar Oak finish, mounting hardware, 4 mattress retainers)	E0266
FCE1232B	Alterra 1232 high-low bed only, with battery backup	E0293
FCE1200B	Same as Alterra 1232 high-low bed, no battery backup	E0293
FCE1200NRQO	Alterra 1200 Economy Bed Package (includes Alterra 1200 bed, head/footboards in solar oak, mounting hardware)	
FCE1200SRQO	Alterra 1200 Bed Package (includes Alterra 1200 bed, head/foot boards in solar oak, mounting hardware, soft touch side rails)	
FCE1232NRQO	Alterra 1232 Economy Bed Package (includes Alterra 1232 bed, head/footboards in solar oak, mounting hardware)	
FCE1232SRQO	Alterra 1232 Bed Package (includes Alterra 1232 bed, head/footboards in solar oak, mounting hardware, soft touch side rails).	

For accessories and different styles and finishes of head/footboards, please refer to pages 16-18.

PRODUCT SPECIFICATIONS

Height range:	7.25" to 26" (18-66 cm)
Bed deck dimensions:	80" (203 cm) long, 34.5" (88 cm) wide
Overall length:	87.5" (222 cm)
Weight capacity:	450 lb. (204 kg)
Movement styles:	Head, knee hinge, high-low
Deck style:	Combination grid/rib
Rolling position:	Move at any height
Motors:	4 DC
Casters:	8 total, 4 locking
Horizontal movement:	No horizontal movement when raising or lowering
Warranty information:	
Electrical components:	4 years
Bed frame:	15 years
Welds:	Lifetime warranty





width of
39"

width of
39"

ALTERRA 1233
EXTRA-WIDE HIGH-LOW BED

ALTERRA 1233

EXTRA WIDE HIGH-LOW BED

Ideal for:

- Nursing homes
- Assisted living facilities
- Skilled nursing facilities
- Hospices

All of the same comfort and features as the 1232, plus additional width.

EXCEPTIONAL COMFORT

To appeal to private pay residents, the extra wide sleeping surface of the Alterra 1233 feels more like the beds they had in their private homes.

ADDED RESIDENT SAFETY

A low height of only 7.25" helps reduce injuries from falling with high-risk patients. The Alterra 1233 bed meets the entrapment guidelines of the FDA.

EXCEPTIONAL PERFORMANCE

The battery back-up comes in handy during power outages and emergency situations. Comes standard with wall guard, mattress retainers and head/footboard stability knob.

Item number	Description
FCE1233B	Alterra 1233 extra-wide high-low bed only

For accessories and different styles and finishes of head/footboards, please refer to pages 16-18.

PRODUCT SPECIFICATIONS

Height range:	7.25" to 26" (18-66 cm)
Bed deck dimensions:	80" (203 cm) long, 39" (99 cm) wide
Overall length:	87.5" (222 cm)
Weight capacity:	450 lb. (204 kg)
Movement styles:	Head, knee hinge, high-low
Deck style:	Combination grid/rib
Rolling position:	Move at any height
Motors:	4 DC
Casters:	8 total, 4 locking
Horizontal movement:	No horizontal movement when raising or lowering
Warranty information:	
Electrical components:	4 years
Bed frame:	15 years
Welds:	Lifetime warranty





ALTERRA 1232BL/1233BL
OneTouchLock™

Shown with optional Soft-Touch Assist Rails and
custom head and footboards with Staff Control

ALTERRA 1232BL/1233BL

ONETOUCHLOCK™

Ideal for:

- Nursing homes
- Assisted living facilities
- Skilled nursing facilities
- Hospices

EXCEPTIONAL PERFORMANCE

For easy mobility and secure stationary positioning, the Alterra 1232BL and 1233BL beds have our innovative OneTouchLock™ system. With one easy touch of the foot, on either side of the casters, the bed toggles between locking and releasing. The battery back-up comes in handy during power outages and emergency situations.

ADDED RESIDENT SAFETY

A low height of only 7.25" helps reduce injuries from falling with high-risk patients. The Alterra 1232 and 1233 beds meet the entrapment guidelines of the FDA.

EXCEPTIONAL COMFORT

To appeal to private pay residents, the extra wide sleeping surface of the Alterra 1233BL feels more like the beds they had in their private homes. Comes standard with wall guard, mattress retainers and head/footboard stability knob.

Item number	Description	HGPCS
FCE1232BL	Alterra 1232 with OneTouchLock high-low bed only	E0293
FCE1233BL	Alterra 1233 extra-wide with OneTouchLock high-low bed only	E0293
FCE1232BLNRQO	Alterra 1232 OneTouchLock Economy Bed Package (includes Alterra 1232 OneTouchLock bed, head/footboards in solar oak, mounting hardware)	
FCE1232BLSRQO	Alterra 1232 OneTouchLock Bed Package (includes Alterra 1232 OneTouchLock bed, head/footboards in solar oak, mounting hardware, soft touch side rails).	

For accessories and different styles and finishes of head/footboards, please refer to pages 16-18.

PRODUCT SPECIFICATIONS

Height range:	7.25" to 26" (18-66 cm)
Bed deck dimensions:	80" (203 cm) long, FCE1232BL 34.5" (88 cm) wide FCE1233BL 39" (99 cm) wide
Overall length:	87.5" (222 cm)
Weight capacity:	450 lb. (204 kg)
Movement styles:	Head, knee hinge, high-low
Deck style:	Combination grid/rib
Rolling position:	Move at any height
Motors:	4 DC
Casters:	8 total, 4 locking
Horizontal movement:	No horizontal movement when raising or lowering
Warranty information:	
Electrical components:	4 years
Bed frame:	15 years
Welds:	Lifetime warranty





ALTERRA 1100

FULL-ELECTRIC BED

FCE1100QO Bed Package shown

ALTERRA 1100

FULL-ELECTRIC BED

Ideal for:

- Nursing homes
- Assisted living facilities

OUR MOST ECONOMICAL FULL-ELECTRIC BED

The Alterra 1100 full-electric bed provides positioning comfort through independent and simultaneous operation of the head, knee and hi-low functions. The Medline Full Electric 1100 is a strong, well-built, low-maintenance electric bed suitable for the majority of residents in a long-term care facility.

RESIDENT SAFETY

A low height of only 12" helps reduce injuries from falling with high-risk patients. The Alterra 1100 bed meets the entrapment guidelines of the FDA.

EXCEPTIONAL PERFORMANCE

The DC motors provide smooth, whisper-quiet operation.

Item number	Description	HCPCS
FCE1100QO	Alterra Full Electric 1100 Bed Package (includes Medline Full Electric 1100 bed, head section assist rails, head/footboards in Solar Oak finish, mounting hardware, 4 mattress retainers)	E0266
FCE1100B	Alterra Full-Electric 1100 Bed only	E0293

For accessories and different styles and finishes of head/footboards, please refer to pages 16-18.

PRODUCT SPECIFICATIONS

Height range:	12" to 23.5" (30-60 cm)
Bed deck dimensions:	80" (203 cm) long, 34.5" (88 cm) wide
Overall length:	87.5" (222 cm)
Weight capacity:	500 lb. (227 kg)
Movement styles:	Head, knee hinge, high-low
Deck style:	Combination grid/rib
Rolling position:	Low position
Casters:	4 total, 3" (8 cm) locking
Horizontal movement:	Minimal horiz. movement when raising or lowering
Warranty information:	
Electrical components:	3 years
Bed frame:	15 years
Welds:	Lifetime warranty



Wall guard is placed near the head section to prevent wall damage.



Stability knobs ensure that the head and footboards are properly secured.



Mattress retainers keep the mattress in place for safer transfer in and out of bed.



ALTERRA 1000 MANUAL BED

FCE1000QO Bed Package shown

ALTERRA 1000 MANUAL BED

Ideal for:

- Assisted living facilities

AN APPEALING ALTERNATIVE TO FULL-ELECTRIC BEDS

The Alterra 1000 manual bed offers durability, strength and low maintenance for use throughout your facility. The crank drops out of the way under the footboard when not in use to help avoid tripping.

RESIDENT SAFETY

A low height of only 12" helps reduce injuries from falling with high-risk patients. The Alterra 1000 bed meets the entrapment guidelines of the FDA.

EXCEPTIONAL PERFORMANCE

Bed can be locked in any raised position. Specially designed crank helps prevent floor scratches.

Item number	Description	HCPCS
FCE1000QO	Alterra Manual 1000 Bed Package (includes Alterra Manual 1000 bed, head section assist rails, head/footboards in Solar Oak finish, mounting hardware, 4 mattress retainers)	E0256
FCE1000B	Alterra Manual 1000 Bed only	E0293

For accessories and different styles and finishes of head/footboards, please refer to pages 16-18.

PRODUCT SPECIFICATIONS

Height range:	12" to 23.5" (30-60 cm)
Bed deck dimensions:	80" (203 cm) long, 34.5" (88 cm) wide
Overall length:	87.5" (222 cm)
Weight capacity:	500 lb. (227 kg)
Movement styles:	Head, knee hinge, high-low
Deck style:	Combination grid/rib
Rolling position:	Low position
Casters:	4 total, all locking
Horizontal movement:	Minimal horiz. movement when raising or lowering
Warranty information:	
Bed frame:	15 years
Welds:	Lifetime





AT HOME[®]

SLIDE-ON HEADBOARDS / FOOTBOARDS

SPRUCE UP YOUR BEDS WITH SOLID HARDWOOD ACCENTS.

In just minutes, Medline's At Home headboards and footboards transform a hospital bed into a beautiful piece of furniture. Simply slide them over the head and foot of your current bed in one easy motion – no tools needed!

Made with pride in the USA, Medline's At Home headboards and footboards are compatible with any long-term care bed.



Slide the At Home headboard and footboard into position.
Instant upgrade!

Choose from 5 finishes to match your décor (shown on opposite page)

Item Number	Description
FCEAHHFB	At Home Slide-On Head and Footboard Set
MDRATHCFB	At home slide on footboard only
MDRATHCHB	At home slide on headboard only



HIGH



LOW

CUSTOM HEADBOARDS AND FOOTBOARDS

STANDARD FINISHES









Standard finishes are available for At Home Slide-Over and all custom headboards and footboards.

Quick-Ship Headboards/Footboards

Delivered in 5-7 business days | Staff control not included

Style	Item No.	Color
Avalon	FCET01RHFAVO	Solar Oak
Avalon	FCET01RHFAVCH	American Cherry
Modern	MDRT01HFBESO	Solar Oak
Modern	MDRT01HFBEM	Empire Mahogany
Traditional	FCET01RHFCHR	American Cherry
Traditional	FCE1232RHFQO2	Solar Oak

Colors are reproduced as faithfully as printing processes allow. To ensure 100% satisfaction, please call your Medline sales rep for swatch samples.

Style	Item No.	1385/1232/1200/ 1100/1000 Series Standard Width	1232/1200/ 1100/1000 Series Standard Width w/Staff Control	1385 Series Standard Width w/Staff Control	1233 Series Wide Width	1233 Series Wide Width w/ Staff Control
Traditional 	FCET01RHF	•				
	FCET01RHFS		•			
	FCET01RHF8S			•		
	FCET01RHFV				•	
	FCET01RHFVS					•
Modern 	MDRT01HFB	•				
	MDRT01HFBBS		•			
	MDRT01HFB8S			•		
	MDRT01HFBV				•	
	MDRT01HFBVS					•
Avalon 	FCET01RHFAV	•				
	FCET01RHFAVS		•			
	FCET01RHFAV8S			•		
	FCET01RHFAVW				•	
	FCET01RHFAVWS					•
Transitional 	FCET01RHFTR	•				
	FCET01RHFTRS		•			
	FCET01RHFTR8S			•		
	FCET01RHFTRW				•	
	FCET01RHFTRWS					•
Classic 	FCET01RHFCL	•				
	FCET01RHFCLS		•			
	FCET01RHFCL8S			•		
	FCET01RHFCLW				•	
	FCET01RHFCLWS					•
Cottonwood 	FCET01RHFCW	•				
	FCET01RHFCWS		•			
	FCET01RHFCW8S			•		
	FCET01RHFCW				•	
	FCET01RHFCWS					•

Mounting Hardware (FCE1232HDW) must be ordered with all headboard and footboard combinations.

BED ACCESSORIES

Our extensive range of bed accessories complement our long-term care beds. Your Medline representative can help you determine the best options to meet your specific needs.



Soft-touch assist rails
(FCE1232RSRN)

These steel rails have a coating that is soft to the touch and offer a less institutional look. They are comfortable to grip when rolling over or getting in and out of bed.



Extra-tall assist rails
(FCE1232RSRXT)

Low air loss mattresses are generally between 10" and 12" (25-30 cm) thick, about the same height as standard bed rails. Our extra-tall rails are the perfect complement for low air loss mattresses.



Standard assist rails
(FCE1232RSR)

These 29" (74 cm) assist rails are long enough to cover the entire head section of the bed and offer additional protection for patients at a high risk for falls.



5-function hand pendant
(FCE1232034, FCE1385034*)

This hand pendant allows for the bed to have additional movements of Trendelenburg and Reverse Trendelenburg.

Note: Available for FCE1385034, FCE1232B, FCE1232BL, FCE1200B, FCE1233B, FCE1233BL; *FCE1385034 for use with Alterra 1385 beds only



Staff control*

This convenient control is mounted into the footboard of Alterra beds and allows staff members to lock any or all bed functions to make the bed safer for select residents.

Please refer to page 17 for the appropriate item number.

*Note: Available on the FCE1385, FCE1232B, FCE1200B, and FCE1233B.



Bed extender
(FCE1232EXT)

These extenders lengthen the bed from 80" to 84" (203-213 cm) to accommodate taller residents.

Note: Available for FCE1232B, FCE1232BL, FCE1100B, FCE1000B, FCE1200B and FCE1385B.



Assist bar
(FCE1232ABN)

This positioning aid has a cane shape that is easy to grip for elderly patients, when rolling over or getting in and out of bed. Also, swings away for easier patient transfer.



Trapeze mounting kit
(FCE1232TPZ)

Our trapeze adapter kit is mounted on the bed's frame so that it can move up and down with the bed, allowing the trapeze to be used at any height.

Note: Trapeze (MDS80615T) not included

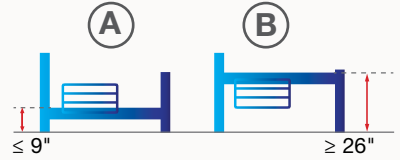
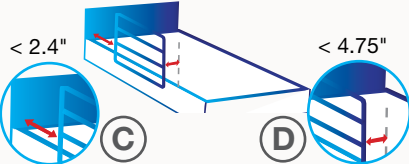
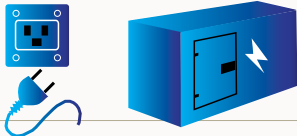

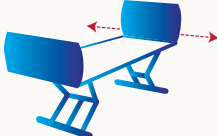
BED ASSESSMENT FORM

Use this assessment to evaluate existing beds.

PLEASE TEAR HERE

QUESTION

FINDING AT FACILITY

<p>1. Are the Beds Real “High-Low” Beds?</p> <p>A = Distance from top of metal bed deck to floor, when bed is in its highest position</p> <p>B = Distance from top of bed deck to floor when bed is in lowest position</p>		<p>Measurements:</p> <p>A = _____ (want at 26" or higher)</p> <p>B = _____ (want at 9" or lower)</p>
<p>2. Do the beds meet FDA entrapment guidelines?***</p> <p>C = Distance from rails to headboard “Zone 6”</p> <p>D = Gap between the side of mattress and the rail. “Zone 3”</p>		<p>Measurements:</p> <p>C = _____ (want < 2.4" or > 9.25")</p> <p>D = _____ (want < 4.75").</p>
<p>3. Do the beds either have backup batteries on them or do the rooms have an outlet (which means the outlets are connected to backup generator)?</p>		<p>Does each room have a red outlet connected to the backup generator?</p> <p><input type="checkbox"/> Yes (want this)</p> <p><input type="checkbox"/> No</p>
<p>4. Are the beds requiring excessive repairs or showing signs of wear?</p>		<p>According to the maintenance dept:</p> <p><input type="checkbox"/> The beds rarely need repairs</p> <p><input type="checkbox"/> The beds frequently need repairs</p> <p>The condition/appearance of beds is:</p> <p><input type="checkbox"/> Excellent</p> <p><input type="checkbox"/> Showing signs of wear</p>
<p>5. Do the beds have horizontal movement?</p>		<p>Inspection of walls shows:</p> <p><input type="checkbox"/> Wall damage</p> <p><input type="checkbox"/> No wall damage</p>

*** Refer to Hospital Bed System Dimensional and Assessment Guidance to Reduce Entrapment. (Document issued on: March 10, 2006)

SOMETHING FOR EVERYONE



ALTERRA 1385

PAGE 4



ALTERRA 1232/1200

PAGE 6



ALTERRA 1233

PAGE 8



ALTERRA 1232BL/1233BL

PAGE 10



ALTERRA 1100

PAGE 12



ALTERRA 1000

PAGE 14

COMFORT

For private-pay residents, our extra-wide Alterra 1233 bed is 39" wide by 80" long. This roomy, comfortable bed offers a feeling closer to that of the beds your residents enjoyed in their private homes.

For taller residents, all our Alterra beds are 80" (203 cm) long and can be equipped with bed extenders that increase the length to 84" (213 cm).

SAFETY

For high fall-risk residents, Alterra 1232 and 1233 have a low height of 7.25". Our optional Staff Control, mounted on the footboard, allows staff to lock down any or all of the functions on the hand pendant.

To help avoid back injuries in caregivers, the Alterra 1385 can be raised to 29.88".

QUALITY

We stand behind our high-quality beds with some of the industry's longest warranties. Your Medline sales representative is trained to provide in-servicing and help with any issues that may arise. Plus, the modular design makes it easy to inspect, remove or replace the various components.

PLEASE TEAR HERE

MEDLINE ALTERRA BEDS FEATURES COMPARISON

	ALTERRA 1385	ALTERRA 1232	ALTERRA 1200	ALTERRA 1233	ALTERRA 1232BL	ALTERRA 1233BL	MEDLINE 1100	MEDLINE 1000
Adjustable Height	29.88" High 7.75" Low	26" High - 7.25" Low					23.5" High - 12" Low	
Horizontal Movement	NO	NO	NO	NO	NO	NO	Minimal	Minimal
Parallel Electronics System	●	●	●	●	●	●		
Patent-Pending Swing-away Foot Lock	●							
Weight Capacity	500 lb. (227 kg)	450 lb. (204 kg)					500 lb. (227 kg)	
Battery Backup	●	●		●	●	●		
Full Electric	●	●	●	●	●	●	●	
Manual								●
OneTouch Locking System					●	●		
Extra-Wide Deck				●		●		
Staff Control-Ready	●	●	●	●	●	●		

ORDERING INSTRUCTIONS

1 PICK THE RIGHT BED

ITEM #	DESCRIPTION
FCE1385B	Alterra 1385 hi-low bed only <i>(Refer to page 4)</i>
FCE1232BL	Alterra 1232BL hi-low bed only <i>(Refer to page 10)</i>
FCE1233BL	Alterra 1233BL extra-wide hi-low bed only <i>(Refer to page 10)</i>
FCE1232B	Alterra 1232 hi-low bed only <i>(Refer to page 6)</i>
FCE1233B	Alterra 1233 extra-wide hi-low bed only <i>(Refer to page 8)</i>
FCE1200B	Alterra 1200 hi-low bed only <i>(Refer to page 6)</i>
FCE1100B	Alterra 1100 full-electric bed only <i>(Refer to page 12)</i>
FCE1000B	Alterra 1000 manual bed only <i>(Refer to page 14)</i>

STAFF CONTROL



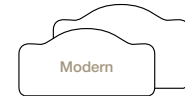
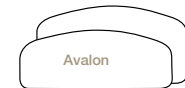
Mounted into the footboard of the bed, this control panel allows staff members to lock any or all bed functions to make the bed safer for residents.

*Staff Control option available on FCE1385, FCE1232, FCE1200, and 1233 series beds

2 CHOOSE YOUR HEAD/FOOTBOARD AND MOUNTING HARDWARE

Quick-Ship Headboards and Footboards available for all beds:

ITEM #	STYLE	COLOR
FCET01RHFAVO	Avalon	Solar Oak
FCET01RHFAVCH	Avalon	American Cherry
MDRT01HFBSO	Modern	Solar Oak
MDRT01HFBEM	Modern	Empire Mahogany
FCET01RHFCHR	Traditional	American Cherry
FCE1232RHFQO2	Traditional	Solar Oak



Mounting Hardware for Headboards and Footboards:

FCE1232HDW Compatible with all beds. Mounting hardware kit includes mattress retainers, "L" brackets and mounting screws for head and footboards.

Please see Custom Head/Footboards Options (pages 16-17) to order custom head and footboards with or without staff control.

3

SELECT ASSIST RAILS & ACCESSORIES

Your Medline representative can help you determine the best options to meet your specific needs.

ITEM #	DESCRIPTION
FCE1232RSRN	Soft-touch assist rails fit all Alterra beds. These assist rails can be mounted either on the head section or on the foot section of the bed deck. HCPCS Code: E0305
FCE1232RSR	Standard head section assist rails fit all Alterra beds. These assist rails can only be mounted on the head section of the bed deck. HCPCS Code: E0305
FCE1232RSRXT	Extra-tall assist rails fit all Alterra beds. These assist rails can be mounted either on the head section or on the foot section of the bed deck.
FCE1232ABN	Assist bar compatible with all Alterra beds.

ITEM #	DESCRIPTION
FCE1232TPZ	Trapeze adapter kit compatible with all Alterra beds. <i>Note: Trapeze (MDS80615T) not included</i>
FCE1232EXT	Bed extenders to make bed 84" (213 cm) long for FCE1232B, FCE1232BL, FCE1100B, FCE1000B, FCE1200B and FCE1385B beds.
FCE123276FS	Foot section to make bed deck 76" long for FCE1232B, FCE1232BL, FCE1100B, FCE1000B, FCE1200B and FCE1385B beds.
FCE1232034 *FCE1385034	5-Function Hand Pendant for FCE1232B, FCE1232BL, FCE1233B, FCE1233BL and FCE1200B beds. *FCE1385034 for use with FCE1385B beds only.