

#6900/#6910 Elite Care Cliner



ISO 9001-2000 CERTIFIED

Design, Comfort, Durability, and Value That Exceed Your Expectations

Attention to detail and concern for comfort and quality – standards that Winco recliners are known for – place Winco Elite Care Cliners above the competition and make them among the best-selling chairs on the market today. Your Care Cliner now comes with LiquiCell®, an ultra-thin liquid-filled interface that aids in the process of preventing pressure sores without interfering with patient positioning or affecting stability.



#6900
Elite Care Cliner



#6910
XL Elite
Care Cliner

For Use in Dialysis,
Oncology, Acute Care,
& Other Clinical Environments




#6900/#6910 Elite Care Cliner



ISO 9001-2000 CERTIFIED




Standard trendelenberg release on back with easy-access handle.



Wide elastic band on back frame provides enhanced comfort and support.

Non-porous, fold-down side tray contains small spills. Standard on right and left sides.

Built-in headrest (optional headrest cover available in your choice of vinyl colors shown below)



Webbed elastic and an open seat base provide superior comfort and support.

Liquicell® improves blood perfusion and aids in preventing pressure sores



High-impact, nylon, 5" (12.7cm) casters, directional-lock in left rear; all others are total-lock.

VINYL SELECTION

(Printed vinyl colors may vary slightly from actual colors)


Royal Blue	Taupe	Moss Green	Hunter Green	Grey	Burgundy	Mauve	Blueridge
02	03	04	06	07	14	16	17
32 Grotto	33 Eucalyptus	37 Navy	60 Pyrite	61 Gypsum	62 Ice Blue	63 Cypress	

SPECIFICATIONS #6900

#6910

SEAT HEIGHT:	21" (53.3cm)	21" (53.3cm)
SEAT WIDTH:	21" (53.3cm)	25" (63.5cm)
SEAT DEPTH:	20" (50.8cm)	20" (50.8cm)
OVERALL HEIGHT:	48.5" (123.2cm)	48.5" (123.2cm)
OVERALL WIDTH:	34" (86.4cm)*	38" (96.5cm)*
BACK HEIGHT:	32.5" (82.6cm)	32.5" (82.6cm)
WEIGHT:	100 lbs. (45.4 kg)	123 lbs. (55.8 kg)
WEIGHT CAPACITY:	275 lbs. (124.7 kg)	450 lbs. (204kg)
FOOTPRINT:	34" x 41" (86.4cm x 104.1cm)*	38" x 41" (96.5cm x 104.1cm)*
FOOTPRINT (RECLINED):	34" x 76.5" (86.4cm x 194.3cm)*	38" x 76.5" (96.5cm x 194.3cm)*

OPTIONS



TB-133
Where Required
TB



Headrest Cover
690-HC00
691-HX00



Heat & Massage
HM
Heat ONLY
HT



IV Pole
(factory installed)
IV



Square Leg Extensions
SE00



Side Cushion
SC00



Armrest Cover
AC00

* ADD 10" (25.4cm) PER SIDE TABLE WHEN RAISED.