


6240 Inverness 24 Hour Treatment Recliner Parts List



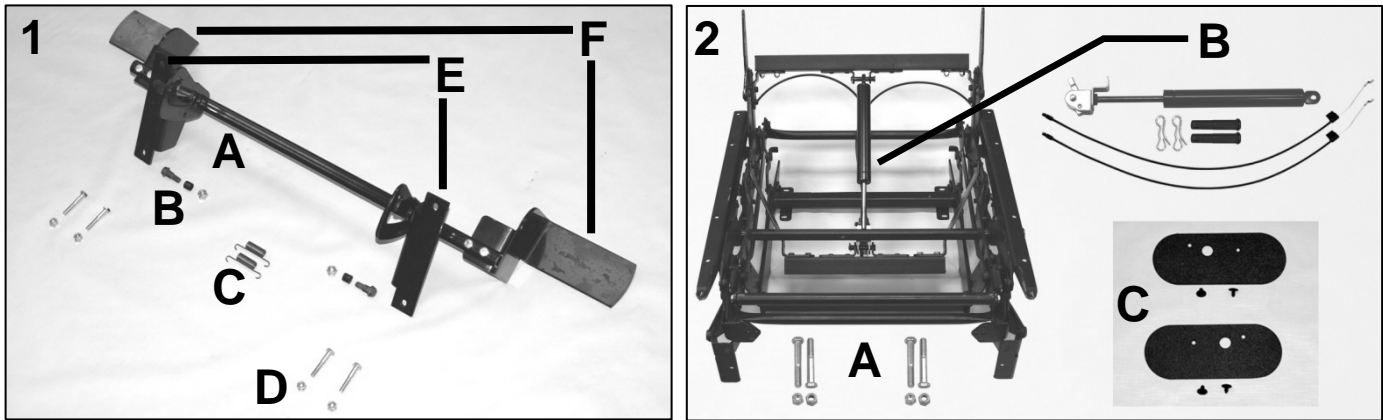
PARTS LIST

Image Number	Note	Part Number	Description	QTY per Product
1	A	400620	CASTER, NYLON 5" RIGID, BLACK	2
1	B	400625	CASTER, NYLON 5" TOTAL LOCK W/PRECISION BEARING WHEEL, BLACK	2
1	A	566400	BOLT-CARRIAGE ZINC 1/4-20 X 1 1/4	2
1	B	566401	BOLT-CARRIAGE 1/4-20 X 1 1/2 ZINC	2
1		566204	NUT-1/4-20 HEX NYLON LOCKNUT ZINC	4
2		206240	SWING-ARM 180 MAIN FRAME (624 STYLE)	1
2A	C	501830	CONDUIT CLAMP W/DIMPLES .219	SEE NOTES
2B		202820K	ROTARY LATCH RIGHT SWING-ARM KIT (624 STYLE)	1
2D		566592	1/4-20 X .88 SOCKET BUTTON HEAD CAP SCREW, ZINC	2
2D		566301	WASHER-1/4 INT. TOOTH LOCKWASHER ZINC	2
2C		206150RB	SUPPORT BRACKET, UNDER-ARM, RIGHT, BLACK	1
2E		202825K	ROTARY LATCH LEFT SWING-ARM KIT (624 STYLE)	1
2G		566592	1/4-20 X .88 SOCKET BUTTON HEAD CAP SCREW, ZINC	2
2G		566301	WASHER-1/4 INT. TOOTH LOCKWASHER ZINC	2
2F		206150LB	SUPPORT BRACKET, UNDER-ARM, LEFT, BLACK	1

NOTES

Note	Description
A	The front casters are installed using 566400 screws
B	The rear casters are installed using 566401 screws
C	Chairs w/ Heat & Massage option have (1) 501830 and (1) 501820 (not listed). Standard chairs have (2) 501830
	<i>Left & Right is determined - as if sitting in the chair</i>


6240 Inverness 24 Hour Treatment Recliner Parts List



PARTS LIST

Image Number	Note	Part Number	Description	QTY per Product
1		206110K	624 TRENDELENBURG RELEASE LEVER ASSEMBLY KIT	1
1A	A	400628	TILT TUBE WELD ASSEMBLY, 624 MECH	1
1A	A	700140	HANDLE BUSHING, 624 MECH	2
1B	B	506110	SHOULDER BOLT, 5/16-18 HEX 3/8-.43, 624 MECH	2
1B	B	700624	SOFT STOP SLEEVE, 624 MECH	2
1B	B	566205	NUT-5/16-18 HEX NYLON LOCK NUT ZINC	2
1C	B	407305	PEDEL RETURN SPRING, 624 MECH	2
1D	B,C	566583	SCREW, HEX CAP 1/4-20 X 1 1/2" GRADE 5, ZINC	4
1D	B,C,D	566204	NUT-1/4-20 HEX NYLON LOCKNUT ZINC	8
1E	A	400629L	TREND PEDAL BRACKET LEFT, 624 MECH	1
1E	A	400629R	TREND PEDAL BRACKET RT, 624 MECH	1
1F	B	406110L	FOOT RELEASE LEVER, TRENDELENBURG, LEFT	1
1F	B	406110R	FOOT RELEASE LEVER, TRENDELENBURG, RIGHT	1
1F	B,D	566407	BOLT-1/4-20 X 1 1/4 HEX CAP SCREW GR 5 ZINC	4
N/A	B	000150	LABEL DECAL, TRENDELENBURG FOOT RELEASE	2
2		200624K	624 MECH REPLACEMENT KIT	1
2	B	400624	MECH 24" W/ TRENDELENBERG (624 STYLE)	1
2A	B	566583	SCREW, HEX CAP 1/4-20 X 1 1/2" GRADE 5, ZINC	4
2A	B	566204	NUT-1/4-20 HEX NYLON LOCKNUT ZINC	4
2B	B	205624K	624 GAS SPRING W/OPERATOR ASSM'D& ADJ'D KIT	1
2B	B	403624	GAS BACK CABLE, 624 MECH	2
2B	B	506015	CLEVIS PIN, 3/8 x 1-7/8, 624 MECH	2
2B	B	566002	BOW TIE COTTER PIN .072	2
N/A	B	566001	TIE-CABLE , 14.5 BLACK	1
2C		260100L	SAFETY SHEILD, PLASTIC, (624 STYLE) LEFT	1
2C		260100R	SAFETY SHEILD, PLASTIC, (624 STYLE) RIGHT	1
2C		700901	PANEL RETAINER, BLK NYLON .25" H x .375" PT x .700 HD	4
N/A	E	400631	SPRING MEDICAL MECH.	2
NOTES				
Note	Description			
A	Part is included with above listed KIT - It is NOT recommended that they be sold separate - In some cases they can be.			
B	Part is included with above listed KIT & can be ordered as a stand-alone item			
C	4 used to attach assembly to mainframe & 4 to attach FOOT RELEASE LEVER to TILT TUBE ASSM.			
D	4 to attach FOOT RELEASE LEVER to TILT TUBE ASSM.			
E	Heavy Duty Spring to replace standard spring in the Mechanism.			
	<i>Left & Right is determined - as if sitting in the chair</i>			


6240 Inverness 24 Hour Treatment Recliner Parts List



PARTS LIST

Image Number	Note	Part Number	Description	QTY per Product
1		206280TK	624 TEXTURED FOOTPLATE ASSEMBLY COMPLETE, KIT	1
1A		206275	FOOTREST TUBE (624 STYLE)	2
1A		566415	BOLT- HEX 1/4-20 X 1 1/4, GRADE 5, BLACK FINISH	2
1A		566223	1/4-20 LOCK-LOCK, BLACK FINISH	2
1B	A	206280K	624 TEXTURED FOOTPLATE KIT	1
1B	A	206280T	WELDED FOOTPLATE W/EDGE BORDER - TEXTURED	1
1B	A	206285B	WELDED, FOOTPLATE LOCK LEVER, BLACK	1
1B	C	700890	CAP, FLAT RECTANGULAR , GRAY, .25" X 1"	2
1B	A,B	566548	SCREW 3/8 X 2 IMPORT ZINC SKT SHOULDER SCREW	1
1B	A,B	566205	NUT-5/16-18 HEX NYLON LOCK NUT ZINC	1
1B	A,B	WA-FL-NY-38-63-12	SPACER-NYLON .38 ID X .63 OD X .12 THK	2
1C		566601	10-24 X 1.25" FLATHEAD PHILLIPS SCREW 18-8 SS	4
1C		566203	NUT-10-24 HEX NYLON LOCK NUT ZINC	4
1D		400150	TWIN WHEEL CASTERS	2
1D		566510	SCREW-MACH 10-24 X 1/2 PAN PHIL MACHINE SCREW	8
1E		206120B	BRACKET, FOOT SUPPORT TUBE , BLACK	4
1E		566592	1/4-20 X .88 SOCKET BUTTON HEAD CAP SCREW, ZINC	8
1E		566301	WASHER-1/4 INT. TOOTH LOCKWASHER ZINC	8
1F		200930	BUSHING NYLON, MACHINED	4
Note	Description			
A	Part is included w ith above listed KIT - It is NOT recommended that they be sold separate - In special cases they can be.			
B	This part connects the footplate lock lever to the foot plate but can not be seen in the photo provided.			
C	Part is included with above listed KIT and CAN be ordered seperately.			
	<i>Left & Right is determined - as if sitting in the chair</i>			

6240 Inverness 24 Hour Treatment Recliner Parts List




PARTS LIST

Image Number	Note	Part Number	Description	QTY per Product
1	A	U0409XX	UPHOLSTERED SWING-ARM PANEL LEFT	1
1	A	U0509XX	UPHOLSTERED SWING-ARM PANEL RIGHT	1
1A	C	704640	HANDLE, RECLINER RELEASE	1
1B	C	566547	10 x 1/2 Pan Phil T/S Z/P	2
1C	C	403540	53" CABLE ASSEMBLY	1
1F,1L	B,C	566205	NUT-5/16-18 HEX NYLON LOCK NUT ZINC	2
1H	C	202175B	HINGE, ARM FRAME BRKT, 180, BLACK	1
1I,1K	C	566592	1/4-20 X .88 SOCKET BUTTON HEAD CAP SCREW, ZINC	5
1J	C	700620	ARM SUPPORT BLOCK, NYLON	1
1J	C	SC-WF-ZP-14-100	SCREW, WD PH FL HD ZP #14 THD x 1.000 LG	2
1K	C	402750L	STRIKER PIN BRACKET, LEFT	1
1K	C	402750R	STRIKER PIN BRACKET, RIGHT	1
1K	C	566301	WASHER-1/4 INT. TOOTH LOCKWASHER ZINC	2
1L	C	202770	STRIKER PIN, 3/8 X 1" (5/16-18 THREAD)	1
1D		260110	TUBING, NYLON BOLT SLEEVE	1
1E	B	566602	3/8-16 X 9" HEX CAP SCREW, GRADE 5, ZINC SAE J429	1
1G		566325	WASHER, NYLON .375 ID X 1" X .062 THICK	2

NOTES

Note	Description
A	XX- Use color code for specific part number i.e. 02 - Royal Blue
B	1C is included when ordering Arm-Panel - 1C must be ordered separate when ordering 566602 (1B)
C	Part is included in above listed kits - Part can be ordered separately.
OPTIONS	For replacement parts with TB133 - Add TB after Part Number i.e. U040202 TB
	Use 00 in place of options code if unavailable i.e. U040202 TB00 For Upholstered Back w/ TB & NO HM/HT
	Other Option CODES - IV =IV Pole, RO =Foley Hook,
	<i>Left & Right is determined - as if sitting in the chair</i>
	**Heat & Massage Identifiers
M5	For chairs w/ heat/massage add identifier after TB option i.e. U0207XX TBXX
	**Heat ONLY Identifiers
H5	For chairs w/ heat only add identifier after TB option i.e. U0207XX TBXX

6240 Inverness 24 Hour Treatment Recliner Parts List



PARTS LIST

Image Number	Note	Part Number	Description	QTY per Product
1A	A	U0312XX	624 UPHOLSTERED SEAT W/ APRONS	1
1A		566222	10-24 NYLON-LOCK WING NUT	4
1B	A,B	U1204XX	624 UPHOLSTERED OTTOMAN	1
1B		566511	SCREW-MACH 10-24 X 3/4 PAN PHIL M/S ZINC	4
1C	A,B	U1015XX	624 UPHOLSTERED LEGREST	1
1C		566511	SCREW-MACH 10-24 X 3/4 PAN PHIL M/S ZINC	4
1D		HC24-XX	624 HEADREST COVER	1
1E	A,D	U0221XX	624 UPHOLSTERED BACK W/ APRONS	1
1F		206270	WELDED, PUSH HANDLE (624 STYLE)	1
1F		566592	1/4-20 X .88 SOCKET BUTTON HEAD CAP SCREW, ZINC	4
1G		407019	KD SLEEVE/BRACKET/CLIP - 624	2
1G		566603	1/4-20 X 2.5" HEX CAP SCREW, GRADE 5, ZINC	4
1H		501230	KNOB, PHENOLIC 1/4-20 X 1-1/2 STUD	2

NOTES

Note	Description
A	XX- Use color code for specific part number i.e. 02 - Royal Blue
B	Screws needed to attach this product are included
C	Seat with Heat & Massage option will include tether and cable-ties for installation.
D	HEADREST COVER (1D) is a separate item & is NOT included with the uph. back when ordering
OPTIONS	For TB133 Add TB after Part Number i.e. U1005XXTB
	Use 00 in place of options code if unavailable i.e. U0301XX 00H5 For Upholstered Seat without TB w/ HT
	**Heat & Massage Identifiers
M5	For chairs w/ heat/massage add identifier after TB option i.e. U0207XX TBXX
	**Heat ONLY Identifiers
H5	For chairs w/ heat only add identifier after TB option i.e. U0207XX TBH5

For additional options please see: SIDE-TABLE OPTIONS PAGE, HM-HT OPTIONS PAGE, IV POLE OPTIONS PAGE